

REV.	DESCRIPTION	DRAWN	CHECKED	APPROVED
A	NEW RELEASE	LJH 09/27/05'	~	LJC 09/27/05'
B	ADD SCREW TYPE D	LL 06/06/06'	~	LJC 06/06/06'
C	ADD P/N CODE	LJC 12/22/13'		

NOTES:

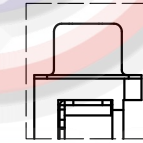
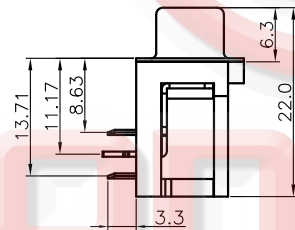
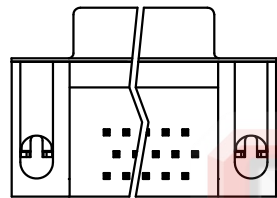
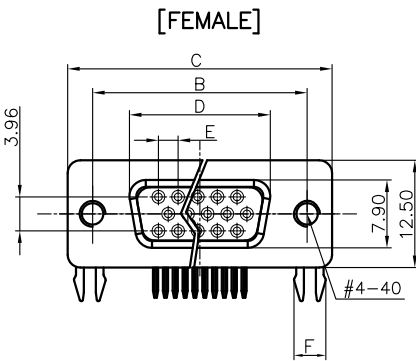
1. PRODUCTS PERFORMANCE:

- 1.0 VOLTAGE RATING: 250V AC/DC.
- 1.1 CONTACT CURRENT RATING: 1.5A MAX. PER PIN.
- 1.2 CONTACT RESISTANCE: 20mΩ MAX.
- 1.3 DIELECTRIC WITHSTANDING VOLTAGE: 500V AC(rms) FOR 1 MINUTE.
- 1.4 INSULATION RESISTANCE: 1000MΩ MIN.
- 1.5 TEMPERATURE RANGE: -40°C~+105°C.

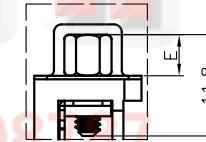
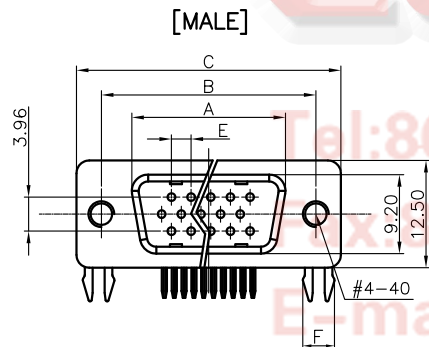
2. PRODUCT NUMBER CODE:

DS1038 - X X X X X X X X - X X X

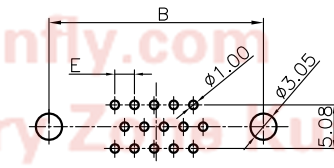
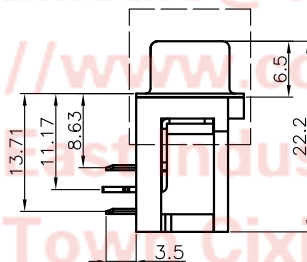
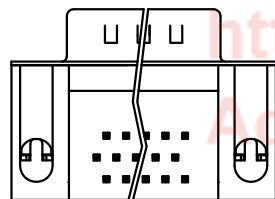
- SCREW MATERIALS Ⓞ
F: STEEL C: COPPER ALLOY
- BOARD LOCK MATERIALS Ⓞ
F: STEEL C: COPPER ALLOY
- INSULATOR MATERIALS Ⓞ
0: PBT UL94 V-0 2: PBT UL94 HB
- SCREW DIM. E
4: 4.80mm 5: 5.80mm
- BOARD LOCK DIM. F
7: 3.70mm 4: 4.00mm
- SCREW TYPE
A: WITH SCREW TYPE B: WITH RIVET TYPE
C: RIVET TYPE WITH FIXED SCREWS
D: RIVET TYPE WITH SCREWS IN BULK PACKAGE
- CONTACT PLATING
Si: SELECTIVE GOLD FLASH 6: FULL TIN
8: FULL GOLD FLASH
- SHELL PLATING
N: Nickel T: Tin
- COLOR OF HOUSING
Y: Yellow B: Black U: Blue C: Blue(PC99)
- CONNECTOR TYPE
M: MALE F: FEMALE
- No. OF Contacts
15: 15pos. 26: 26pos. 44: 44pos. 62: 62pos.



WITH RIVET TYPE



RIVET TYPE WITH FIXED SCREWS



RECOMMEND PCB LAYOUT(TOLERANCE=±0.05)
(VIEW FROM TOP SIDE)

Dimension

Position	A±0.2	B±0.2	C±0.3	D	E
15	17.90	24.99	30.84	16.33	2.29
26	26.50	33.32	39.14	24.66	2.29
44	40.00	47.04	53.04	38.38	2.29
62	56.50	63.50	69.32	54.84	2.41

GENERAL TOLERANCE		ANGLE TOLERANCE	
X.	±0.60	X.	±5°
.X	±0.38	.X	±3°
.XX	±0.25	.XX	±2°

DRAWING TYPE	CUSTOMER		
SCALE	1:1	SHEET	1 OF 1
DRAWING NO.	C-DS1038-XXXXXXXX-XXX-C		

PROJECTION	TITLE	H.D-SUB RIGHT ANGLE TYPE	
UNITS	mm		
SHEET SIZE	A4	SERIES	DS1038 SERIES



CONNFLY®

晨翔电子有限公司

CONNFLY ELECTRONIC CO., LTD