




# ASAHI OPTICS


*Innovative  
in LED optical Engineering  
and Manufacturing Services*

 +86 18928483413


 +86 18928483413

 SKYPE: ASAHI-OPTICS

 TEL:+86-755-85241681

 FAX:+86-755-85241681-0

 E-MAIL: [optics@asahi-optics.com](mailto:optics@asahi-optics.com)

 Web: [www.asahi-optics.com](http://www.asahi-optics.com)

 8F Yuechang Chanye Building, No.1 of TangKeng LuKou Dong  
GuanTian, Bao'Shi Dong Road,Shiyan,Bao'an,Shenzhen 518108



# COMPANY PROFILE



In the year 2005, the ASAHI Group Factory was established in China for the production of plastic parts, As the 1st non-Japanese enterprise to be able to enter the Japanese Market for producing plastic housing parts. Major business is plastic housing parts for mobile phones, computers, cameras etc. Main customers: Sony,Sharp,NEX,Nikon,Black berry,Panasonic etc.

In the year 2008, Successfully entered and maintained a long stable business in European and North American markets for plastic housing parts and optical lenses over the past years.

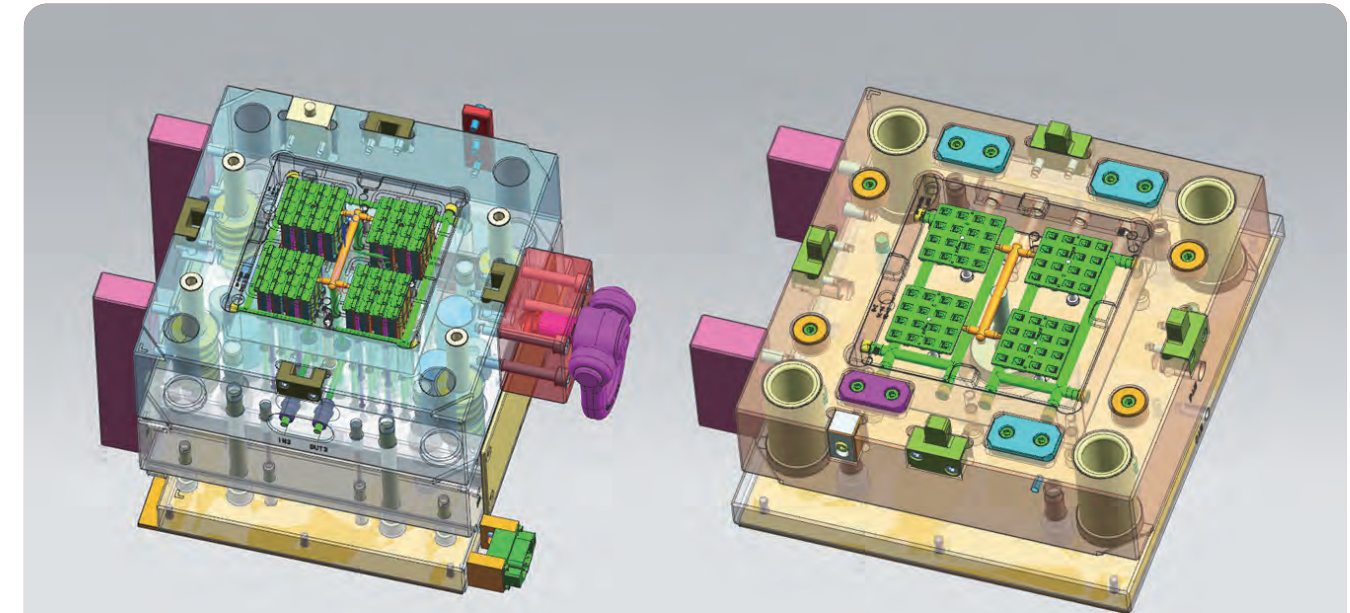
In the year 2010, Established the independent business unit of Asahi Optics Limited focused on LED optics products and providing an integrated one-stop service including optical design, tooling design, tooling making, precision injection, and sales.

Asahi Optics became a well-known manufacturer of precision plastic and optical molds in China. We are listed as a national high-tech enterprise and cooperate with LED brands such as CREE, CITIZEN, OSRAM, LUMILEDS, NICHIA, and SAMSUNG LEDs in the area of optical engineering and technology development.

Products are being used in a wide range of areas, Indoor Lighting (commercial linear light, down light, TV backlight, ceiling panel light, etc.), Outdoor lighting(street light, high bay light, landscape architecture light, billboard light, Tunnel light, Stadium sport light, etc.) as well as the other field special optics.

The precision-engineered Asahi Optics design has received many national invention patents and utility model patents which compete and win global market shares.

We continuously produce leading technologies and quality products that have won praise from our loyal customers.





# COMPANY MILESTONE

**2005**  
year

**We are established**  
Factory established in China in production of plastic parts. 1st non-Japanese owned enterprise to be able to enter the Japanese Market for producing plastics housing parts. Major business is plastic housing parts for mobile phone, computer, camera Etc. Main customers : Sony, Sharp, NEC, Nikon, Black berry, Panasonic etc.

Successfully entered and maintained long stable business in European and North American Market for plastic housing parts and optical lens over the past years.



**2010**  
year



Established the independent business unit of Asahi Optics Limited focused on LED optics products and providing an integrated one-stop service including optical design, tooling design, tooling making, precision injection, and sales.

Asahi Optics became a well-known manufacturer of precision plastic and optical molds in China. We are listed as a national high-tech enterprise and cooperate with LED brands



**2015**  
**2023**  
year



Obtained ISO9001, IATF 16949 and National Hi-tech Certifications and expanded the product to the automotive field. Evolved and expanded to a well recognized OEM/ODM in being a precision optics solution provider.

**2008**  
year

**2014**  
year

# PRODUCT APPLICATION




## STREET & AREA LIGHTING

THE NORTH AMERICAN ROAD LIGHTING STANDARDS IES CLASSIFICATION—LED LENS SERIES TYPE II, TYPE III, TYPE IV, AND TYPE V ARE WIDELY USED FOR STREET LIGHTING AND OUTDOOR LIGHTING REQUIREMENTS.

THE OPTICAL LIGHT DISTRIBUTION DESIGNED BY ASAHI OPTICS HAS BEEN OPTIMIZED AND COMBINED WITH THE ROAD STANDARDS OF EUROPEAN AND AMERICAN COUNTRIES, WHICH CAN ACHIEVE THE HEIGHT DISTANCE OF THE ROAD WITH THE HEIGHT RATIO OF 6:1 AND LESS BACKLIGHT OF THE ROAD, THE  $U_1 > 0.8$ ,  $U_0$  INDEX CAN REACH THE STANDARD OF ME4A.

FLEXIBLE LENS MODULE SIZE COMPATIBLE WITH DIFFERENT LED SIZES TO MEET THE POWER REQUIREMENTS OF



## APPLICATION PRODUCTS



STREET LIGHT



FLOOD LIGHT



URBAN LIGHT



INDUSTRIAL LIGHT

# STREET LIGHT LENS

## COMPATIBILITY


UP TO SIZE OF "3030" "3535" "5050" "7070" LEDS PACKAGE

## APPLICATION:


THE 2X2 LENS MODULES WITH STANDARDIZED SQUARE-SHAPED (50X50 MM) FOOTPRINT AND COMMON LED POSITIONING AMONGST

## FEATURE:


THE 2X2 LENS MODULES KEEP DEVELOPING THE NEW OPTICAL DIAGRAM CUSTOMERS CAN REST ASSURED THAT UMINAIRES WILL



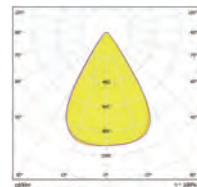
T2M-CUTOFF



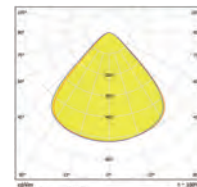
20°



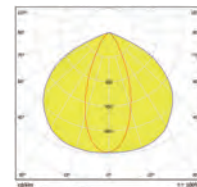
40°



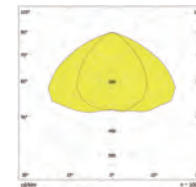
60°




90°



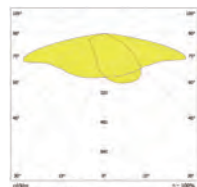
40X110°




90X120°




P45°



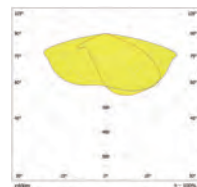
T2




T2M-A




T2M-D




T3



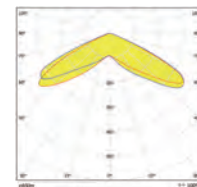
T3M



T4



T4S



T5R



## 2X2 LENS 50MM

MODEL	BEAM ANGLE
ALST50D4LED5050T3M	T3M
ALST50D4LED5050T8060G	80°x60°
ALST50D4LED5050T12060G	120°x60°
ALST50D4LED5050MEW	T4-Very Short
ALST50D4LED5050T4B	T4-Very Short
ALST50D4LED5050TF-FS	T4-Very Short
ALST50D4LEDT5Q	T5
ALST50D4LEDT5R	T5 Round beam
ALST50D4LED7070T3M	T3M
ALST50D4LED7070T2S	T2S
ALST50D4LED7070T2VS	T2-Very Short



## 2X2 LENS 50MM

MODEL	BEAM ANGLE
ARST43D4LED5050T2M-cutoff	T2M-cutoff
ARST50D4LED5050T2M-cutoff	T2M-cutoff
ALHB50D4LED3535T10G	10°
ALHB50D4LED3535T30G	30°
ALHB50D4LED3535T60G	60°
ALHB50D4LED5050T30G	30°
ALHB50D4LED5050T60G	60°
ALHB50D4LED5050T90G	90°
ALHB50D4LED5050T120G	120°
ALST50D4LED5050T2M	T2M
ALST50D4LEDT2NB	T2NB
ALST50D4LEDT2WB	T2WB



## 2X3 LENS 50MM

MODEL	BEAM ANGLE
AJHB50D6LED30G	30°
AJHB50D6LED60G	60°
AJHB50D6LED90G	90°
AJSP50D6LEDP45G	P45°
ARST50D6LED5050T2M-Cutoff	T2M-Cutoff
AJST50D6LEDT2M	T2M
AJST50D6LEDT3M	T3M
AJST50D6LEDT4S	T4S




## 8 LED LENS 50MM

MODEL	BEAM ANGLE
AJHB50D8LED30G	30°
AJHB50D8LED60G	60°
AJHB50D8LED90G	90°
AJSP50D8LEDP45G	P45°
ARST50D8LED5050T2M-Cutoff	T2M-Cutoff
AJST50D8LEDT2M	T2M
AJST50D8LEDT3M	T3M
AJST50D8LEDT4S	T4S




## 12 LED LENS 50MM

MODEL	BEAM ANGLE
AJHB50D12LED15G	15°
AJHB50D12LED60G	60°
AJHB50D12LED90G	90°
AJST50D12LED40X110°	40X110°
AJST50D12LEDT2	T2
AJST50D12LEDT3	T3
AJST50D12LEDT4	T4



## 16 LED LENS 50MM

MODEL	BEAM ANGLE
ALHB50D16LED20G	20°
ALHB50D16LED40G	40°
ALHB50D16LED60G	60°
ALHB50D16LED90G	90°
AJHB50D16LED40110G	40X110°
AJHB50D16LED90120G	90X120°
AJSP50D16LEDP45G	P45°
AJST50D16LEDT2	T2
ALST50D16LEDT2M-A	T2M-A
ALST50D16LEDT2M-D	T2M-D
AJST50D16LEDT3	T3
ALST50D16LEDT3M	T3M
AJST50D16LEDT4	T4
ALST50D16LEDT4S	T4S
AJST50D16LEDT5	T5



## 50MM 24 LED LENS



MODEL	BEAM ANGLE
AJHB50D24LED25G	25°
AJHB50D24LED60G	60°
AJHB50D24LED90G	90°
AJST50D24LEDT2	T2
AJST50D24LEDT3	T3
AJST50D24LEDT4	T4
AJHB50DXXLED60120G	60X120°
AJHB50DXXLED90120G	90X120°
AJHB50DXXLEDT3	T3

# STREET LIGHT LENS

## COMPATIBILITY


■ "3535"LED, "5050"LED

## APPLICATION:


■ The 2x6 and 3X8 lens modular family with a wide variety of different beams, suitable for both outdoor and indoor lighting

## FEATURE:


■ High efficiency by PMMA& PC material and luminance uniformity  
 IK08 test for PMMA material, IK10 test for PC material  
 Compatible with vertical and horizontal installation.  
 ZHAGA-standard assembly  
 IP66 protection & high temperature resistance.



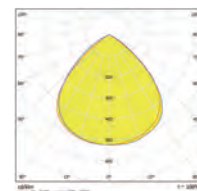
8°




30°




60°




90°




T2M




T2M-Cutoff




T2M-L




T2NB




T2WB




T3M



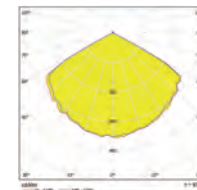
T2M-3535




T3M-3535




T5



120°




30x90°



T2M-CUTOFF



## 2X6 LENS IP66 173MM



### MODEL

ALHB173D12LED8G

ALHB173D12LED30G

ALHB173D12LED60G

ALHB173D12LED90G

ALST173D12LED5050T2M

ALST173D12LED5050T2M-cutoff

ALST173D12LED5050T2M-L

ALST173D12LEDT2NB

ALST173D12LEDT2NB-H

ALST173D12LEDT2WB

ALST173D12LEDT2WB-H

ALST173D12LED5050T3M

ALST173D12LED5050T3M-H

ALST173D12LED3535T2M

ALST173D12LED3535T2M-H

ALST173D12LED3535T3M

ALST173D12LEDT5

ALHB173DXXLEDT60G

ALHB173DXXLEDT90G

ASL173DXXLEDDA25G

### BEAM ANGLE

8°

30°

60°

90°

T2M

T2M-Cutoff

T2M-L

T2NB

T2NB-H

T2WB

T2WB-H

T3M

T3M-H

T2M

T2M-H

T3M

T5

60°

90°

DA25D°



## 3X8 LENS IP66 173MM

### MODEL

ALHB173D24LED60G

ALHB173D24LED90G

ALHB173D24LED120G

ALST173D24LEDT2M

### BEAM ANGLE

60°

90°

120°

T2M



# STREET & AREA LIGHT LENS

## COMPATIBILITY


4pieces of "3030"LEDs; "5050" LEDs package

## APPLICATION:


IP66 water-proof for Industrial high bay lighting  
T2M-cutoff for street lighting  
Warehouse, Horticulture, gas station, all of other Indoor and Outdoor Areas etc.

## FEATURE:


The 4x6 modular high power Lens Module with IP66 Silicon Gasket Protection  
High-temperature resistance and IK08 test standard




30x90°




T2M-CUTOFF




80x140°



30°



60°



90°



## 4X6LED LENS IP66 135MM

MODEL	BEAM ANGLE
ALHB135D24LED30G	30°
ALHB135D24LED60G	60°
ALHB135D24LED90G	90°
ALST135D24LED3090G	30x90°
ALST135D24LEDT2M-CUTOFF	T2M-CUTOFF



## 30 LED LENS IP66 130MM

MODEL	BEAM ANGLE
AJHB130D30LED30G	30°
AJHB130D30LED60G	60°
AJHB130D30LED90G	90°
AJST130D30LED80140G	80x140°

# STREET & AREA LIGHT LENS

## COMPATIBILITY

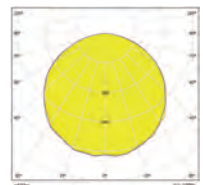
"2835" "3030" "5050" LEDs package

## APPLICATION:

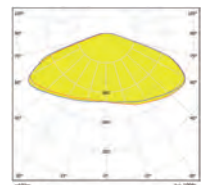
IP66 gasket water-proof application  
Billboards, Industrial Area, Railway Stations, Stadium, Parking lot  
Tunnels, Other Indoor and Outdoor Areas etc.

## FEATURE:


High Power Outdoor IP Waterproof 66 Module , Optimized optical design with high light intensity, and good durability of lens life time



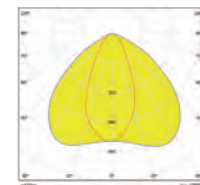
120°




130°



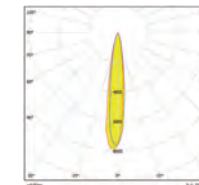
60x90°




40x110°




75x150°



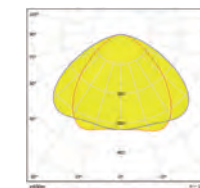
15°



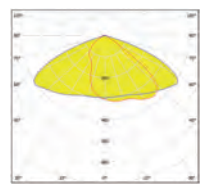
30°




90x110°




90x120°




80x150°




45°




60°



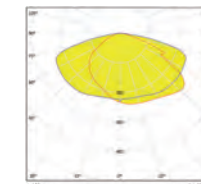
70°




90°



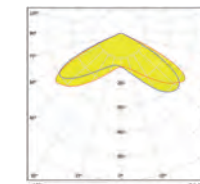
T2



T3



T4S



T5



## 28 LED LENS IP66 236MM

MODEL	BEAM ANGLE
AJHB236D28LED15G	15°
AJHB236D28LED30G	30°
AJHB236D28LED60G	60°
AJHB236D28LED90G	90°
AJHB236D28LED40110G	40x110°
AJST236D28LED5050T80150	80x150°
AJST236D28LED80150G-V	80x150°-V
AJHB236D28LED90120G	90x120°



## 36 LED LENS IP66 236MM

MODEL	BEAM ANGLE
AJHB236D36LED60G	60°
AJHB236D36LED90G	90°
AJST236D36LED80150G	80x150°



## 64 LED LENS IP66 236MM

MODEL	BEAM ANGLE
AJHB236D64LED30G	30°
AJHB236D64LED60G	60°
AJHB236D64LED90G	90°
AJHB236D64LED120G	120°
AJST236D64LED75150G-3S	75x150°
AJST236D64LED80150G	80x150°
AJHB236D64LED90110G	90x110°
AJHB236D64LED90120G	90x120°
AJHB236D64LED90120G	T5



## 28 LED LENS IP66 270X75MM

MODEL	BEAM ANGLE
AJHB270D28LED45G	45°
AJHB270D28LED70G	70°
AJHB270D28LED90G	90°
AJHB236D28LED6090G	60x90°
AJST270D28LEDT2	T2
AJST270D28LEDT3	T3
AJST270D28LEDT4	T4
AJST270D28LEDT5	T5

# STREET & AREA LIGHT LENS

## COMPATIBILITY


Up to size of "5050" LEDs package

## APPLICATION:


IP66 gasket water-proof application  
Widely used in schools, airports, docks and ports, stadiums, community playgrounds, building squares, high-speed pole lights, etc.

## FEATURE:


Wide range of beam angles and high power lumen modules can be used for different requirements applications.  
Anti-Glare, UGR Control, Bright Without Glare




30°



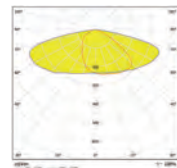
60°



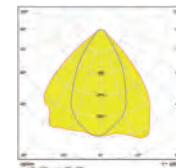
90°




80x150°



70x160°



60x90°



75x140°






**32 LED LENS IP66 250X74MM**

MODEL	BEAM ANGLE
AJHB250D32LED60G	60°
AJHB250D32LED90G	90°
AJST250D32LED80150G	80X150°



**40 LED LENS IP66 250X74MM**

MODEL	BEAM ANGLE
AJHB250D74H40LED60G	60°
AJHB250D74H40LED90G	90°
AJST250D74H40LED80150G	80X150°



**56 LED LENS IP66 250X70MM**

MODEL	BEAM ANGLE
AJHB250D56LED60G	60°
AJHB250D56LED90G	90°
AJST250D56LED70160G	70X160°




**72 LED LENS IP66 232X66MM**

MODEL	BEAM ANGLE
AJHB231D72LED60G	60°
AJHB231D72LED90G	90°
AJST231D72LED80150G	80X150°



**72 LED LENS IP66 250X74MM**

MODEL	BEAM ANGLE
AJHB25072LED60G	60°
AJHB25072LED90G	90°
AJHB25072LED80150G	80X150°




**80 LED LENS IP66 236X70MM**

MODEL	BEAM ANGLE
AJHB236D80LED30G	30°
AJHB236D80LED60G	60°
AJHB236D80LED90G	90°
AJHB236D80LED6090G	60X90°
AJST236D80LED75140G	75X140°



**90 LED LENS IP66 250\*74MM**

MODEL	BEAM ANGLE
AJHB25072LED60G	60°
AJHB25072LED90G	90°
AJHB25072LED80150G	80X150°



# STREET & FLOOD LIGHT LENS

## COMPATIBILITY


Up to size of "2835" "3030" "5050" LEDs package

## APPLICATION:


IP66 gasket water-proof application  
Billboards, Industrial Area, Railway Stations, Stadium, Parking lot  
Tunnels, Other Indoor and Outdoor Areas etc.

## FEATURE:


Multiple distribution curves can be used for various applications  
Anti-Glare, UGR Control, Bright Without Glare  
The Precision-engineered optics aim light on site, reducing spillage and reducing wasted light and complaints from neigh-




40X110°




4H4V




6H6V




T2



T3




T4



T5








**35 LED LENS IP66 275X90MM**

MODEL	BEAM ANGLE
AJHB275D35LED40110G	40x110°
AJST275D35LEDT2	T2
AJST275D35LEDT3	T3
AJST275D35LEDT4	T4
AJST275D35LEDT5	T5




**36 LED LENS IP66 270X104MM**

MODEL	BEAM ANGLE
AHBT270D36LED4H4V	4H4V
AJHB270D36LED6H6V	6H6V
AJST270D36LEDT3	T3
AJST270D36LEDT4	T4
AJST270D36LEDT5	T5



**56 LED LENS IP66 321X125 MM**

MODEL	BEAM ANGLE
AJST321D56LEDT3	T3
AJST321D56LEDT4	T4
AJST321D56LEDT5	T5



**70 LED LENS IP66 324.5X152.5MM**

MODEL	BEAM ANGLE
AJST325D70LEDT3	T3
AJST325D70LEDT4	T4
AJST325D70LEDT5	T5

# SPORT LIGHT LENS

## COMPATIBILITY


Up to size of "2835" "3030" "3535" "5050" LEDs package

## APPLICATION:

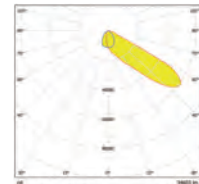
Widely used in schools, airports, docks and ports, stadiums(football, soccer matches), community playgrounds, building squares, high-speed pole lights, etc.

## FEATURE:


The precision- engineered optics of polarized light aim light directly onto the field of play, to shine uniformly and to minimize glare. Outdoor venues benefit from spill light control, no more skyglow and no more complaints from the neighbors.




9°




T3VS




P55°




T3



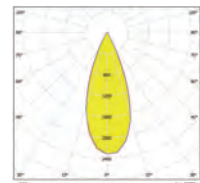
T4



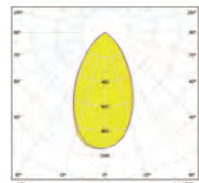
15°



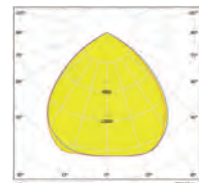
20°



40°




60°



90°





**180 LED LENS IP66 260X187MM**

MODEL	BEAM ANGLE
AJST260D180LEDT3	T3
AJST260D180LEDT4	T4
AJST260D180LEDT5	T5



**76 LED LENS IP66 309X218MM**

MODEL	BEAM ANGLE
AJSP309D17H9G	9°
AJSP309D17H15G	15°
AJSP309D17H25G	25°
AJSP309D17H40G	40°



**250 LED LENS IP66 342.6X288.1MM**

MODEL	BEAM ANGLE
AJSP342D15H9G	9°
AJSP342D11H55G	P55°



**96 LED LENS IP66 520MM**

MODEL	BEAM ANGLE
ARHB520D96LED20G	20°
ARHB520D96LED40G	40°
ARHB520D96LED60G	60°
ARHB520D96LED90G	90°
ARHB520D96LEDT3VS	T3VS

# T HIGH BAY LIGHT LENS

## COMPATIBILITY

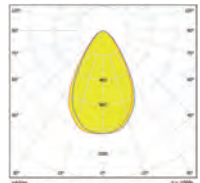
Up to size of "2835" "3030" LEDs package

## APPLICATION:

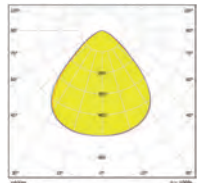
Commercial and Industrial applications, such as warehouses and retail stores with larger areas and taller ceilings. IP66 gasket water-proof UFO design

## FEATURE:

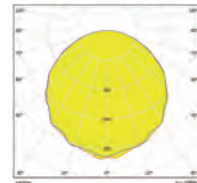
The new version of UFO high bay light focuses on efficiency at a lower cost, The precision-engineered Asahi Optics design has optimized to the narrowest size of the UFO diameter, higher light intensity, Anti-glare, dual color LEDs uniformity



60°



90°




120°



## UFO LENS-293MM

MODEL	BEAM ANGLE
AJHB293D11RT60G	60/90°
AJHB293D8RT60G-Sensor	60/90°
AJHB293D4RT60G-GY	60/90°



### UFO LENS 184MM

MODEL	BEAM ANGLE
AJHB184D6RT60G	60/90/120°
AJHB184D3RT60G-SENSOR	60/90/120°
AJHB184D3RT60G-GY	60/90/120°



### UFO LENS 208MM

MODEL	BEAM ANGLE
AJHB208D06T60G	60/90°
AJHB208D4RT90G-SENSOR	90°
AJHB208D4RT60G-GY	90/120°



### UFO LENS-226MM

MODEL	BEAM ANGLE
AJHB226D7RT60G	60/90/120°
AJHB226D4RT60G-SENSOR	60/90/120°
AJHB226D4RT60G-GY	60/90/120°



### UFO LENS-265MM

MODEL	BEAM ANGLE
AJHB265D8RT60G	60/90/120°
AJHB265D5RT60G-SENSOR	60/90/120°
AJHB265D5RT60G-GY	60/90/120°

# CANOPY LIGHT LENS

## COMPATIBILITY

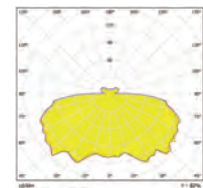
Up to size of 2835“3030” LEDs package

## APPLICATION:

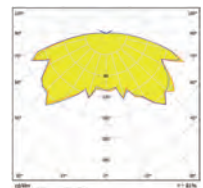
Gas station Canopy Lights, Warehouse lighting  
Other Industrial area lighting.

## FEATURE:

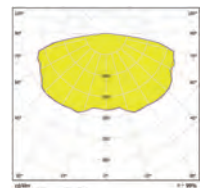
The precision- engineered optics with anti-glare uniformity  
Durable polycarbonate lenses, and bright, powerful illumination  
The optics for Canopy lights are made specifically for this type of environment




DLC-236mm



DLC-F-272mm



DLC-G-278/353mm




Canopy Cover-236MM

### MODEL

ACN236DWM-SQUARE

### BEAM ANGLE

DLC-236MM



Canopy Cover-272MM

### MODEL

ACN272DWM-ROUND

### BEAM ANGLE

DLC-272MM

# ARCHITECTURE LIGHT LENS

## COMPATIBILITY


Up to size of "3030" "3535" "5050" LEDs package

## APPLICATION:


Whether your Landscape Architecture lighting goal is to accentuate a key feature, make a dramatic statement, or provide safety and security to guests, let Asahi Optics light up your project.

## FEATURE:


The precision-engineered optics for Color-changing, high-intensity, and dimmable solid color LED fixture. The single-lens series offers seamless LED configuration easy installation, is dimmable, and is available with full color-changing capabilities.




8°




10°



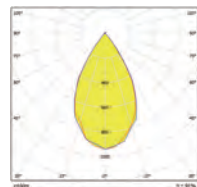
13°



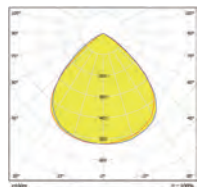
15°



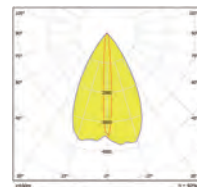
25°




60°




80°



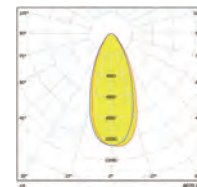
10X60°



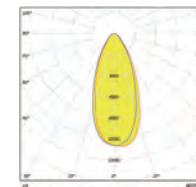
15x30°




30°



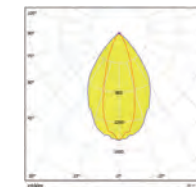
40°



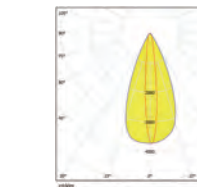
45°



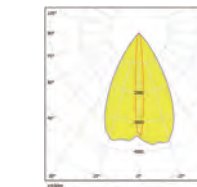
30X60°



30x65°



15x45°



15x60°



### AY Series LENS 22MM

MODEL	BEAM ANGLE
AY22D13H8G	8°
AY22D13H15G	15°
AY22D13H30G	30°
AY22D13H45G	45°




### AX Series LENS 22MM

MODEL	BEAM ANGLE
AX22D9H10G	10°
AX22D9H15G	25°
AX22D9H25G	40°
AX22D9H30G	60°
AX22D9H3065G	30x65°



### AW SERIES LENS 22MM

MODEL	BEAM ANGLE
AW22D13H15G	15°
AW22D13H24G	24°
AW22D13H30G	30°
AW22D13H40G	40°
AW22D13H60G	60°
AW22D13H1530G	15x30°
AW22D13H1545G	15x45°
AW22D13H1560G	15x60°



### AT SERIES LENS 16MM

MODEL	BEAM ANGLE
AT16D9H13G	13°
AT16D9H30G	30°





**AF Series LENS 21MM**

MODEL	BEAM ANGLE
AF21D12H10G	10°
AF21D12H15G	15°
AF21D12H25G	25°
AF21D12H30G	30°
AF21D12H40G	40°
AF21D12H60G	60°
AF21D12H80G	80°
AF21D12H1060G	10X60°
AF21D12H3060G	30X60°



**AN SERIES LENS 10MM**

MODEL	BEAM ANGLE
AN10D7H15G	15°
AN10D7H25G	25°
AN10D7H40G	40°
AN10D7H60G	60°




**AL SERIES LENS 21MM**

MODEL	BEAM ANGLE
ALS21D10G	10°
ALS21D30G	30°




**AB SERIES LENS 26MM**

MODEL	BEAM ANGLE
ALS26D3535LED10X100G	10X110°
ALS26D3535LED20X90G	20X90°



**AFL SERIES LENS 16MM**

MODEL	BEAM ANGLE
AFL16D9H20X100G	20X100°




**AST SERIES LENS 20MM**

MODEL	BEAM ANGLE
AST20DT134G	134°
AST20DT3VS	TYPEIII-VS



**AE SERIES LENS 10MM**

MODEL	BEAM ANGLE
AE10D6H170G	170°



**AVE SERIES LENS 13.9MM**

MODEL	BEAM ANGLE
AVE14D9H17G	17°
AVE14D9H1550G	15x50°

# LINEAR LIGHT LENS

## COMPATIBILITY


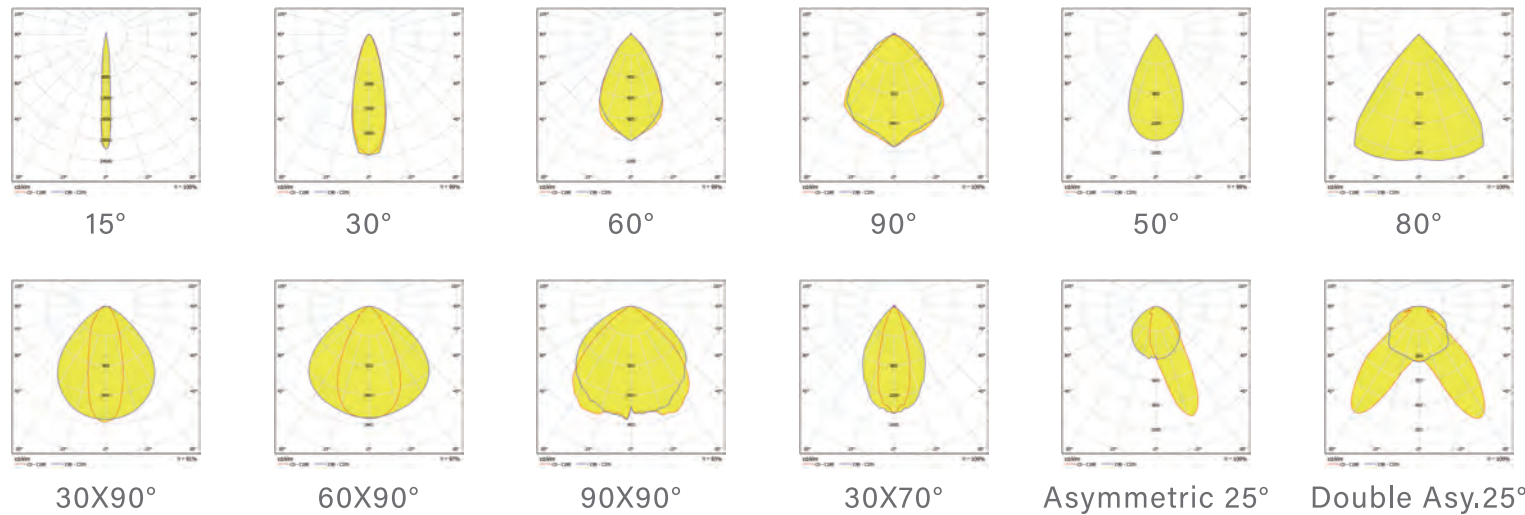
■ "2835" "3030" LEDs package


## APPLICATION:

■ Suspended linear lighting, Recessed linear lighting for office, school, retail shops, and other commercial area.

## FEATURE:


■ ZHAGA-standard modules  
 The high efficiency and anti-glare UGR control which creates a comfortable work, learning, and shopping ambience.  
 The linear lenses adopts a snap-on type, which makes the assembly of the luminaire more simple and easy





**280MM Straight-through Type Lens**

MODEL	BEAM ANGLE
ASL280D30HXXLED60G	60°
ASL280D30HXXLED90G	90°
ASL280D30HXXLEDA25G	Asymmetric 25°
ASL280D30HXXLEDDA25G	Double Asy.25°



**280MM zhaga standard**

MODEL	BEAM ANGLE
ASL280D40HXXLED60G	60°
ASL280D40HXXLED90G	90°
ASL280D40HXXLEDA25G	Asymmetric 25°
ASL280D40HXXLEDDA25G	Double Asymmetric 25°
ASL280D40HXXLEDA3090G	30x90°




**24 LED LENS 40H 280MM**

MODEL	BEAM ANGLE
ASL280D40H24LED30G	30°
ASL280D40H24LED60G	60°
ASL280D40H24LED90G	90°



**24 LED LENS 43H 280MM**

MODEL	BEAM ANGLE
ASL280D43H24LED30G	30°
ASL280D43H24LED60G	60°
ASL280D43H24LED90G	90°
ASL280D43H24LED3070G	30X70°
ASL280D43H24LEDA25G	Asymmetric 25°
ASL280D43H24LEDDA25G	Double Asy.25°




## 24 LED LENS 50H 280MM

MODEL	BEAM ANGLE
ASL280D50H24LED30G	30°
ASL280D50H24LED60G	60°
ASL280D50H24LED90G	90°
ASL280D50H24LED3070G	30X70°
ASL280D50H24LEDA25G	Asymmetric 25°
ASL280D50H24LEDDA25G	Double Asy,25°




## 56 LED LENS 65H 280MM

MODEL	BEAM ANGLE
ASL280D65H56LED30G	30°
ASL280D65H56LED60G	60°
ASL280D65H56LED90G	90°
ASL280D65HXXLED3090G	30*90°
ASL280D65HXXLED6090G	60*90°
ASL280D65HXXLED9090G	90*90°
ASL280D65HXXLEDA25G	Asymmetric 25°
ASL280D65HXXLEDDA25G	Double Asy,25°




## 28 LED LENS 10H 280MM

MODEL	BEAM ANGLE
ASL280D10H28LED15G	15°
ASL280D10H28LED30G	30°
ASL280D10H28LED1560G	15x60°



## 1X3 1X4 1X7 LINEAR LENS

MODEL	BEAM ANGLE
ASL120D40H3LED50G	50°
ASL120D40H3LED80G	80°
ASL160D40H4LED50G	50°
ASL160D40H4LED80G	80°
ASL280D40H7LED50G	50°
ASL280D40H7LED80G	80°



**48 LED LENS 43H 560MM**

MODEL	BEAM ANGLE
ASL560D43H48LEDP20G	P20°
ASL560D43H48LEDP3670G	36X70°



**60 LED LENS 62H 500MM**

MODEL	BEAM ANGLE
ASL500D62H60LEDT60G	60°
ASL500D62H60LEDT90G	90°

