

Miniature Power PCB Relay PBH 105°C

- 1pole 6 A, 1 form C (CO) or 1 form A (NO) contact
- Environmentally-friendly cadmium-free contacts
- Class F coil system standard
- For ambient temperatures up to 105°C
- Product in accordance to IEC 60335-1



Typical applications
White goods, domestic appliances.



Approvals

VDE Cert. No. 40008364, UL E214025
Technical data of approved types on request.

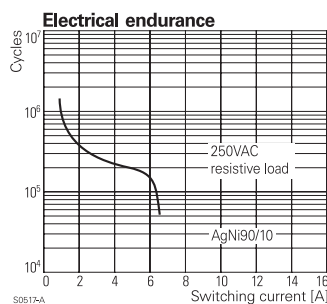
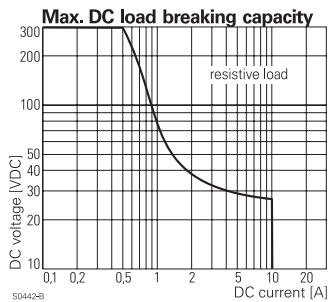
Contact Data

Contact arrangement	1 form C (CO) or 1 form A (NO)
Rated voltage	250VAC
Max. switching voltage	400VAC
Rated current	6A
Limiting continuous current	6.5 A
Limiting making current, max 4 s, duty factor 10%	10A
Breaking capacity max.	1500VA
Contact material	AgNi 90/10
Frequency of operation, with/without load	360/36000h ⁻¹
Operate/release time max.	10/20ms
Bounce time max., form A/form B	10/15ms

Contact ratings

Type	Contact	Load	Cycles
IEC 61810			
PBH14	C (CO)	6.5A, 250VAC, cosφ=1, 105°C	10x10 ³
PBH34	A (NO)	6.5A, 250VAC, cosφ=1, 105°C	100x10 ³
PBH14	A of C	6.5A, 250VAC, cosφ=1, 105°C	100x10 ³
PBH34	A (NO)	2A, 250VAC, cosφ=0.55, 105°C	250x10 ³
PBH14	A of C	2A, 250VAC, cosφ=0.55, 105°C	250x10 ³
PBH34	A (NO)	6.5A, 440VAC, cosφ=1, 105°C	50x10 ³
UL 508			
PBHx4	A (NO)	6A, 415VAC, cosφ=1, 105°C	50x10 ³

Mechanical endurance, DC coil 2x10⁶ operations



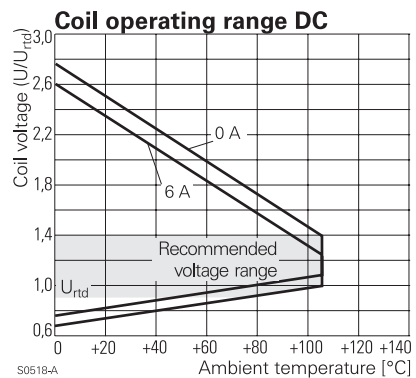
Coil Data

Coil voltage range	5 to 36 VDC
Operative voltage range, % of rated coil voltage	90 to 100 %

Coil versions, DC coil

Coil code	Rated voltage VDC	Operate voltage VDC	Release voltage VDC	Coil resistance Ω±10%	Rated coil power mW
005	5	3.75	0.5	70	357
006	6	4.50	0.6	100	360
009	9	6.75	0.9	225	360
012	12	9.00	1.2	400	360
018	18	13.50	1.8	900	360
022	22	16.50	2.2	1344	360
024	24	18.00	2.4	1600	360
048	48	36.00	4.8	6400	360

All figures are given for coil without pre-energization, at ambient temperature +23°C. Other coil voltages on request.



Insulation Data

Initial dielectric strength	
between open contacts	1000V _{rms}
between contact and coil	2500V _{rms}
Clearance/creepage	
between contact and coil	
form C (CO) version	≥3/4mm
form A (NO)	≥4/5mm
Material group of insulation parts	IIa
Tracking index of relay base	PTI250

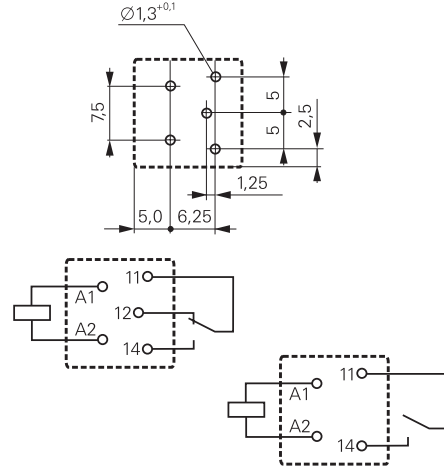
Miniature Power PCB Relay PBH 105°C (Continued)

Other Data

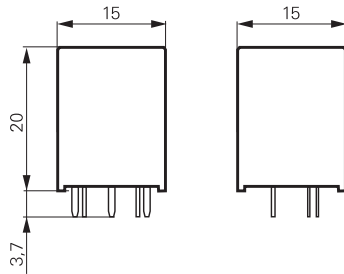
Material compliance: EU RoHS/ELV, China RoHS, REACH, Halogen content refer to the Product Compliance Support Center at www.te.com/customer-support/rohssupportcenter	
Resistance to heat and fire	according EN60335, par.30
Ambient temperature, DC coil	-20 to +105°C
Category of environmental protection	IEC 61810
	RTII - flux proof
Vibration resistance (functional)	
form A/form B, 30 to 400Hz	>10/4g
Shock resistance (destructive)	>100g
Terminal type	PCB-THT
Weight	5.4g
Resistance to soldering heat THT	
IEC 60068-2-20	270°C/10s
Packaging/unit	tube/35 pcs., box/1050 pcs.

PCB layout¹⁾ / terminal assignment

Bottom view on solder pins



Dimensions



1) Layout note:

No openings (e.g. holes, slots, cutouts, unused pins, open through connexions, etc.) allowed under the relay base. The relay base must be fully covered by the PCB, recommended minimum distance between the relay and the edge of the printed circuit board is 5 mm.

For more information, please contact our application support.

Product code structure

Typical product code **PB H 1 4 012**

Type	PB Miniature Power PCB Relay PB 105°C
Version	H High temperature version
Contact configuration	1 1 form C contact (1 CO) 3 1 form A contact (1 NO)
Contact material	4 AgNi 90/10
Coil	Coil code: please refer to coil versions table

Other types on request.

Product code	Version	Contacts	Contact material	Coil	Part number			
PBH14005	High temperature version	1 form C 1 CO contact	AgNi 90/10	5VDC	9-1415356-1			
PBH14006				6VDC	8-1415356-1			
PBH14009				9VDC	7-1415356-1			
PBH14012				12VDC	6-1415356-1			
PBH14018				18VDC	6-1415357-1			
PBH14022				22VDC	7-1415357-1			
PBH14024				24VDC	6-1415355-1			
PBH14036				36VDC	9-1415355-1			
PBH34005				1 form A 1 NO contact	1 form A 1 NO contact	AgNi 90/10	5VDC	5-1415356-1
PBH34006							6VDC	4-1415356-1
PBH34009	9VDC	3-1415356-1						
PBH34012	12VDC	2-1415356-1						
PBH34018	18VDC	8-1415357-1						
PBH34022	22VDC	9-1415357-1						
PBH34024	24VDC	1-1415356-1						
PBH34036	36VDC	1415356-1						