

# DB101S THRU DB107S

Glass passivated type

## Features

- Plastic package has Underwriters Laboratory Flammability Classification 94V-O Utilizing Flame Retardant Epoxy Molding Compound.
- For surface mounted applications.
- Exceeds environmental standards of MIL-S-19500 / 228
- High surge current capability
- Ideal for printed circuit board

## Mechanical data

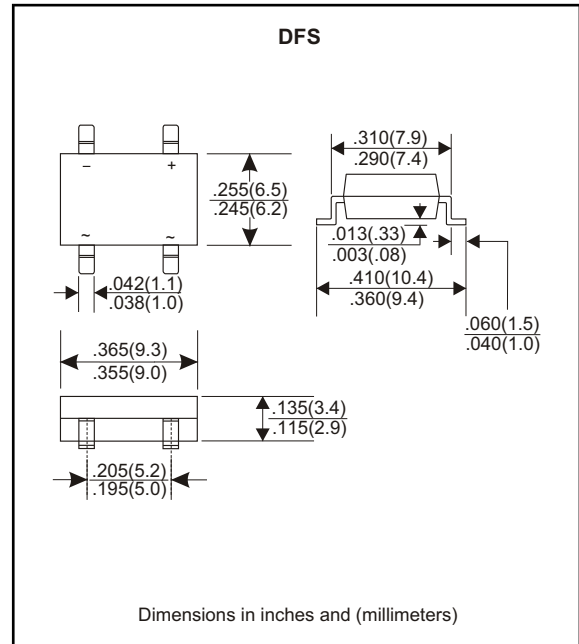
Case : Molded plastic, DFS

Terminals : Solder plated, solderable per MIL-STD-750, Method 2026

Polarity : Marked on body

Mounting Position : Any

Weight : 1.0 gram



## MAXIMUM RATINGS (AT $T_A=25^\circ\text{C}$ unless otherwise noted)

PARAMETER	CONDITIONS	Symbol	MIN.	TYP.	MAX.	UNIT
Forward rectified current	See Fig.1	$I_O$			1.0	A
Forward surge current	8.3ms single half sine-wave superimposed on rate load (JEDEC methode)	$I_{FSM}$			50	A
Reverse current	$V_R = V_{RRM}$ $T_A = 25^\circ\text{C}$	$I_R$			10	$\mu\text{A}$
	$V_R = V_{RRM}$ $T_A = 125^\circ\text{C}$				500	$\mu\text{A}$
Storage temperature		$T_{STG}$	-55		+150	$^\circ\text{C}$

SYMBOLS	MARKING CODE	$V_{RRM}^{*1}$ (V)	$V_{RMS}^{*2}$ (V)	$V_R^{*3}$ (V)	$V_F^{*4}$ (V)	Operating temperature ( $^\circ\text{C}$ )
DB101S	DB101S	50	35	50	1.1	-55 to +125
DB102S	DB102S	100	70	100		
DB103S	DB103S	200	140	200		
DB104S	DB104S	400	280	400		
DB105S	DB105S	600	420	600		
DB106S	DB106S	800	560	800		
DB107S	DB107S	1000	700	1000		

\*1 Repetitive peak reverse voltage

\*2 RMS voltage

\*3 Continuous reverse voltage

\*4 Maximum forward voltage

## RATING AND CHARACTERISTIC CURVES (DB101S THRU DB107S)

FIG.1-TYPICAL FORWARD CURRENT DERATING CURVE

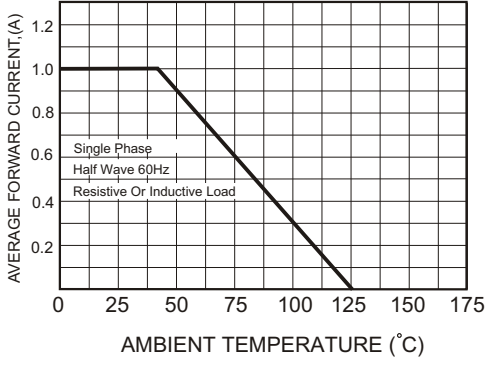


FIG.2-MAXIMUM NON-REPETITIVE FORWARD SURGE CURRENT

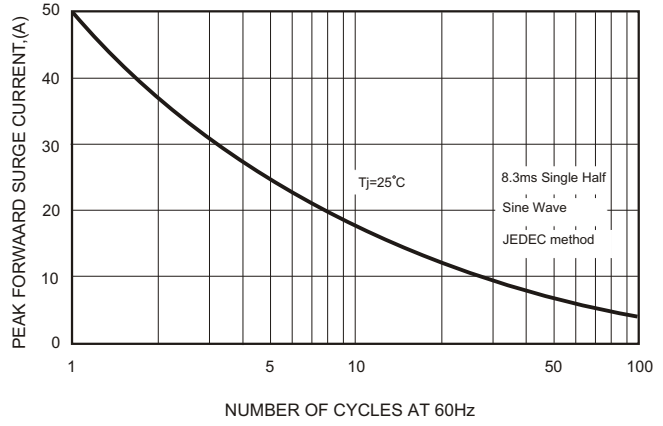


FIG.3-TYPICAL FORWARD CHARACTERISTICS

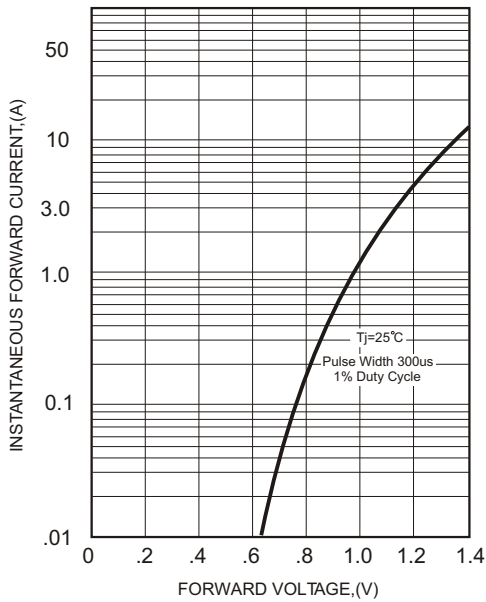


FIG.4-TYPICAL REVERSE CHARACTERISTICS

