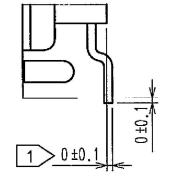
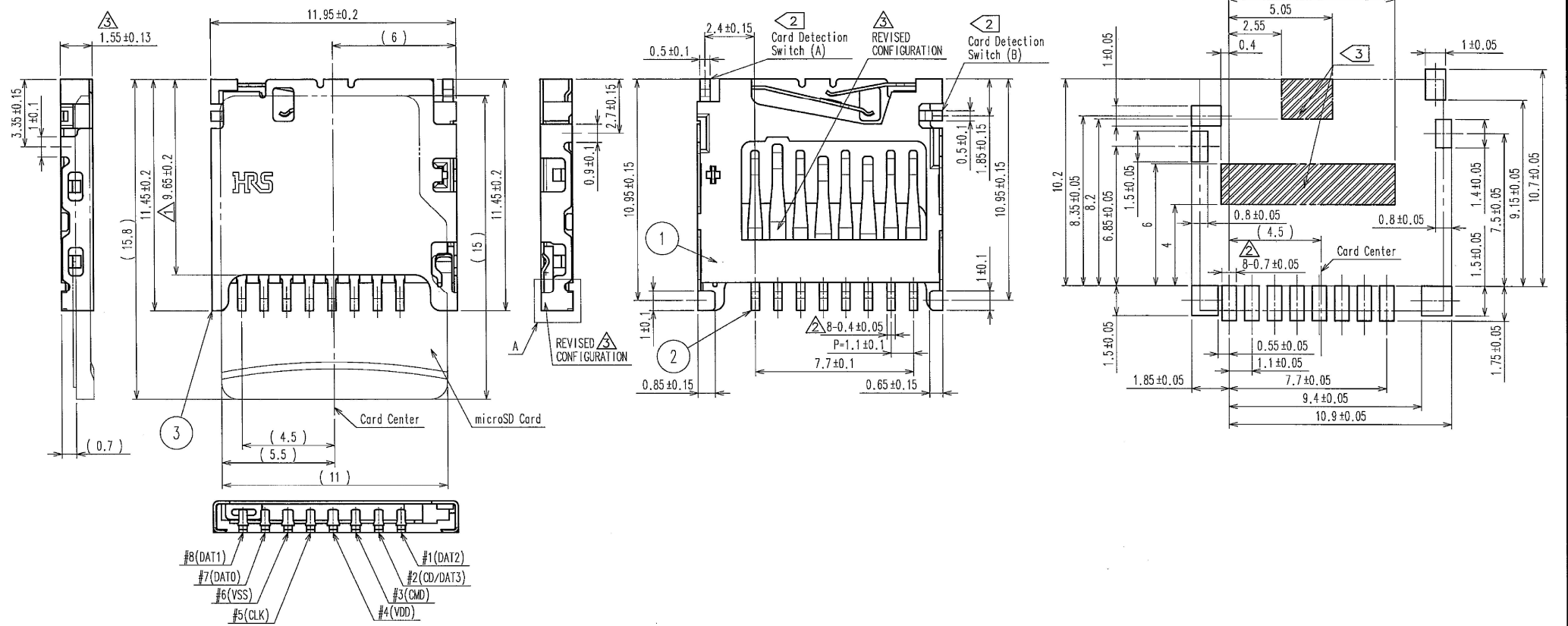


COUNT	DESCRIPTION OF REVISIONS	BY	CHKD	DATE	COUNT	DESCRIPTION OF REVISIONS	BY	CHKD	DATE
4	DIS-F-001757	K.N	O.M	'07.04.25					
2	DIS-F-002088	K.N	O.M	'07.06.15					
3	DIS-F-002241	K.N	O.M	'07.08.27					

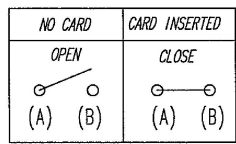
A-A(10:1)



RECOMMENDED PCB LAYOUT(MOUNTING SIDE)



NOTE. 1 > CO-PLANARITY SHALL BE 0.1mm MAX.
 2 > CARD DETECTION SWITCH



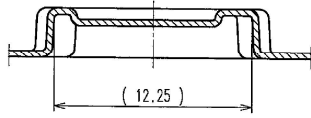
3 > : NO PATTERNS ARE PERMITTED IN THIS OBLIQUE-HATCHED AREA.

3	STAINLESS STEEL	MOUNTING AREA Ni0.5μm+Sn2μm	2	PHOSPHOR BRONZE	CONTACT AREA Ni2μm+Au0.1μm	
1	LCP	BLACK UI.94V-0			MOUNTING AREA Ni1μm+Au0.03μm	
NO.	MATERIAL	FINISH, REMARKS	NO.	MATERIAL	FINISH, REMARKS	
CODE NO. (OLD)		DRAWN	DESIGNED	CHECKED	APPROVED	RELEASED
		K.NISHIWAKI 07.03.27	K.NISHIWAKI 07.03.27	O.MIYAMOTO 07.03.27	K.AKIYAMA 07.03.28	
DRAWING NO.		PART NO.				
EDC3-156814		DM3D-SF				
SCALE		CODE NO.				
FREE		CL609-0025-8				
UNITS		mm				
HRS		HIROSE ELECTRIC CO., LTD				

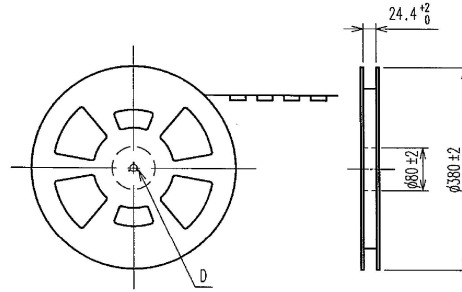
△ 4 DRAWING FOR PACKING

B-B

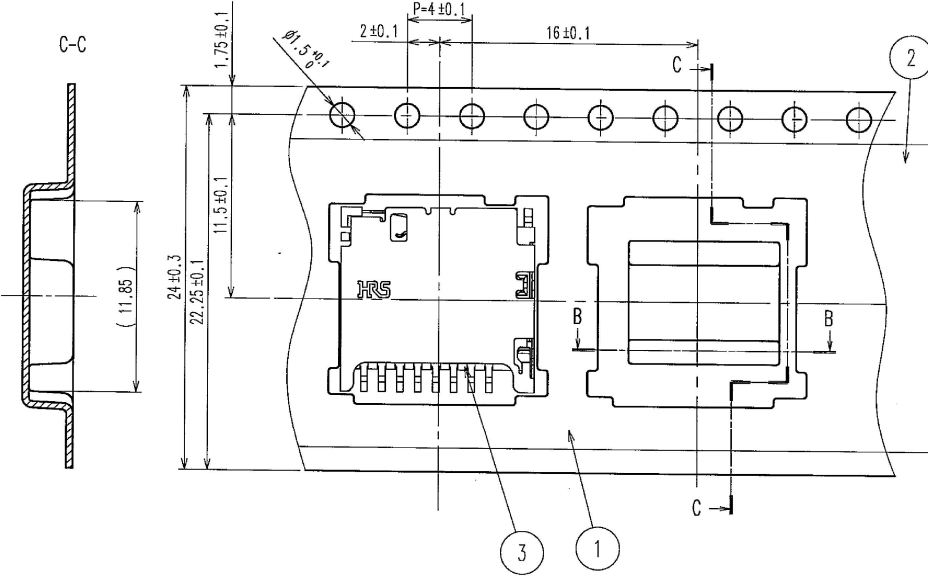
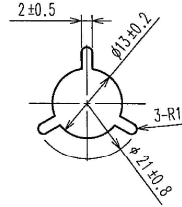
UNREELING DIRECTION



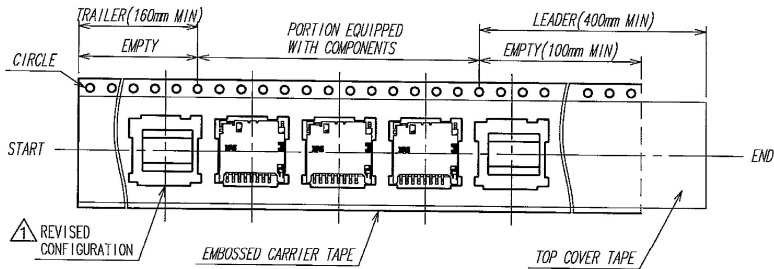
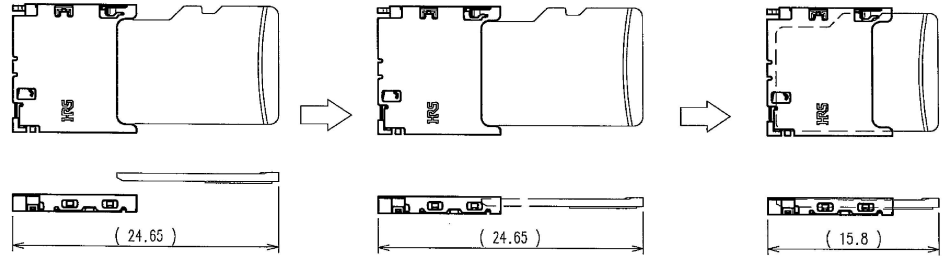
DETAIL OF REEL (1:10)



D(1:1)



△ CARD INSERTION METHOD



△ REVISED CONFIGURATION

EMBOSSED CARRIER TAPE

TOP COVER TAPE

3	(CONNECTORS)
2	POLYESTER
1	PS

NO.	MATERIAL	FINISH, REMARKS	NO.	MATERIAL	FINISH, REMARKS
-----	----------	-----------------	-----	----------	-----------------

CODE NO. (OLD)		DRAWN	DESIGNED	CHECKED	APPROVED	RELEASED
		K. NISHIWAKI 07.03.27	K. NISHIWAKI 07.03.27	O. MIYAMOTO 07.03.27	K. AKIYAMA 07.03.28	

 SCALE 2 : 1 UNITS mm	DRAWING NO.	PART NO.
	EDC3-156814	DM3D-SF
 HIROSE ELECTRIC CO., LTD		CODE NO.
		CL609-0025-8

NOTE. 4 PACKING TYPE: TAPE AND REEL. 2000PCS PER REEL.
 5. PLEASE REFER TO TECHNICAL SPECIFICATION : ETAD-F0353
 DM3D SERIES PRODUCT INFORMATION AND HANDLING INSTRUCTIONS
 FOR THE HANDLING OF THE PRODUCT.

COUNT	DESCRIPTION OF REVISIONS	BY	CHKD	DATE	COUNT	DESCRIPTION OF REVISIONS	BY	CHKD	DATE
△					△				
△					△				
△					△				