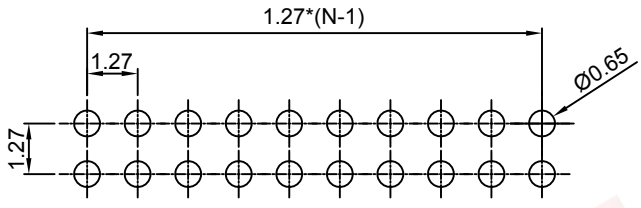
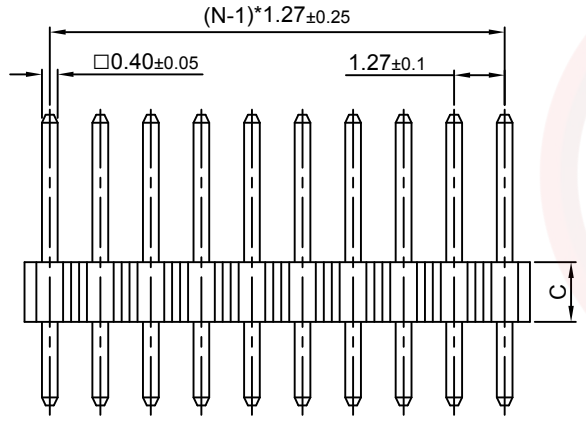
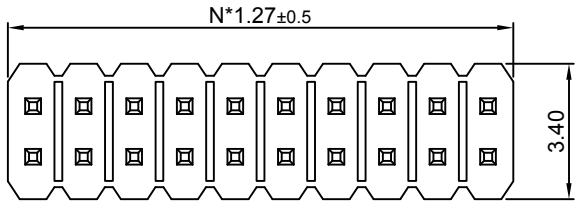


Dept	
Qty	
DC	1
ED	1
IE	1
ISO	1
PD	1
R&D	1
SD	1
QA	1
QC	1
QF	1

The information provided herein is from CONNELY Electronic Co., Ltd. and is confidential. Any disclosure to a party other than the recipient is prohibited. The intellectual properties and its rights contained herein, including but not limited to, trademarks, patents, copyrights, trade secrets, and technical know-how, are owned exclusively by CONNELY or its affiliates. Unauthorized use or reproduction of any part of this document is strictly prohibited. CONNELY may enforce its intellectual property rights at its own discretion, failures or delays to exercise such rights does not constitute a waiver of such rights.

N=No.of contacts/2



Recommend PCB layout
(Tolerance:±0.05)



(Series Image-Reference Only)

Type	Dim A	Dim B
1	3.70	2.10
2	3.50	3.50
3	4.00	2.50
4	3.00	2.30
5	2.50	2.00
6	3.30	2.50

GENERAL TOLERANCE		ANGLE TOLERANCE	
X.	±0.60	X.	±5°
.X	±0.38	.X	±3°
.XX	±0.25	.XX	±2°
DRAWING TYPE		CUSTOMER	
SCALE		1:1	SHEET 1 OF 1
DRAWING NO.		C-DS1031-06-XXXXXXX-X-B	

REV.	DESCRIPTION	DRAWN	CHECKED	APPROVED
A	NEW RELEASE	YCH 08/11/07'	~	LJC 08/11/07'
B	DRAWING UPDATE	JLZ 08/18/16'	~	

Notes:
Specifications:
1. Contact Resistance: 20mΩ Max.
2. Insulation Resistance: 500MΩ Min.
3. Dielectric Withstanding Voltage: 300V AC(rms) For 1 Minute.
4. Current Rating:1A.
5. Temperature: -40°C~+105°C.
Materials:
1. Contact Material: Copper Alloy.
2. Contact Plating: Gold Plating Over Nickel.
3. Insulator Material: PA-9T,Black,UL94-V0.
Product Number Code:
DS1031-06 - X X X X X X - X

- Plating level
3A:Level 3A
- DIM.A B type
1:Type 1
or A*.*-B*.*
- Housing height(DIM. H)
1:1.00mm 2:1.50mm
3:1.7mm 4:2.0mm 5:2.5mm
- Mounting type
V:V/T type
- Housing color
B:Black
- Contact plating
8:Full gold flash
- Connector type
P:Plug
- No.of contacts
2x2-2x40

PROJECTION		TITLE	1.27mm Pin Header Double Row V/T Type
UNITS	mm		
SHEET SIZE	A4	SERIES	DS1031-06 SERIES

晨翔电子有限公司
CONNFLY ELECTRONIC CO. LTD