


Data sheet

Commercial Art.No.: 56.503.8455.0

Initiator terminal WK 2,5-3 D SL-NGN /V0

Initiator terminal with Screw connection for mounting on TS 35/7,5 mm, nominal cross section: 2.5 mm², width: 6 mm, color: grey



Commercial Art.No.	56.503.8455.0
EAN	4015573507845
Order Unit	50

Certificates / Approvals



Technical data

General

Nominal cross section	2.5 mm ²
Color	Grey
Number of levels	4
Number of clamp positions per level	2
Width/grid dimension	6 mm
Insulating housing	PA666
Inflammability class of insulation material acc. with UL94	V0
Mounting method	DIN rail (top hat rail) 35/7.5 mm
Terminal blocks for electrical installations	No

Technical data

Rated current	24 A
Rated voltage	24 V
Rated impulse voltage	6 kV
Pollution degree	3
Closing plate required	No
Type of insulation material	Thermoplastic
Length	90.1 mm

Connection Data

Connection type 1	screw connection
Connection type 2	screw connection

Minimum cross section solid	0.5 mm ²
Maximum cross section solid	4 mm ²
Minimum cross section fine stranded	0.5 mm ²
Maximum cross section fine stranded	2.5 mm ²
Wire strip length	7 mm
Torque conductor mounting	0.4 Nm

Technical Data UL/CSA

Cross section UL	22-12 AWG
Voltage UL	24 V
Current factory wiring	25 A
Current field wiring	25 A
Cross section CSA	22-12 AWG
Voltage CSA	24 V
Current CSA	25 A

Note

Display	green
Power supply function	No

Classification

ECLASS 11	
ECLASS 8.1	27141128
ETIM 7.0	EC000900
ETIM 6.0	EC000900
ETIM 5.0	EC000900
ETIM 4.0	EC000900
ETIM 3.0	EC000900

Product compliance

ROHS conformity status	Compliant/Exempted
ROHS exceptions	III-6(c)
REACH-SVHC conformity status	Duty-To-Declare
REACH-SVHC substances	Hexahydromethylphthalic-anhydride; Lead
REACH-SVHC CAS numbers	25550-51-0; 7439-92-1

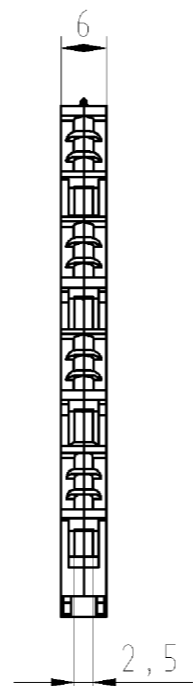
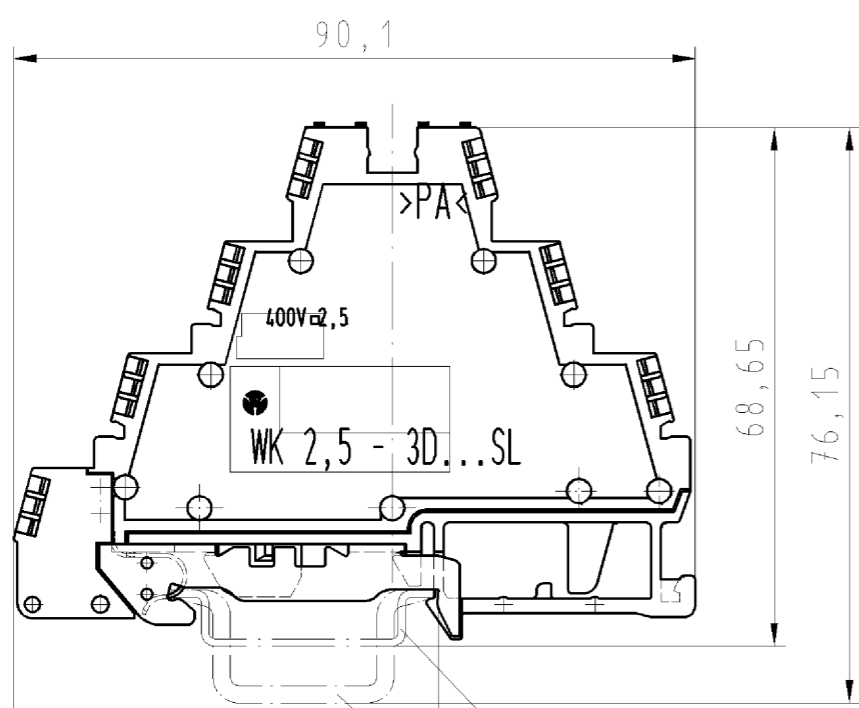
Accessories

Commercial Art.No.:	Article-type description:	Description:
Z7.267.0227.5	Jumper bar IVB WK 2,5-K- 2 ROT	Jumper comp, insulated for DIN rail terminal blocks type WK ..., 2 - pole
Z7.267.0227.6	Jumper bar IVB WK 2,5-K- 2 BLAU	Jumper comp, insulated for DIN rail terminal blocks type WK ..., 2 - pole
Z7.267.0327.5	Jumper bar IVB WK 2,5-K- 3 ROT	Jumper comp, insulated for DIN rail terminal blocks type WK ..., 3 - pole
Z7.267.0327.6	Jumper bar IVB WK 2,5-K- 3 BLAU	Jumper comp, insulated for DIN rail terminal blocks type WK ..., 3 - pole
Z7.267.0427.5	Jumper bar IVB WK 2,5-K- 4 ROT	Jumper comp, insulated for DIN rail terminal blocks type WK ..., 4 - pole

Z7.267.0427.6	Jumper bar IVB WK 2,5-K- 4 BLAU	Jumper comp, insulated for DIN rail terminal blocks type WK ..., 4 -pole
Z7.267.0527.5	Jumper bar IVB WK 2,5-K- 5 ROT	Jumper comp, insulated for DIN rail terminal blocks type WK ..., 5 -pole
Z7.267.0527.6	Jumper bar IVB WK 2,5-K- 5 BLAU	Jumper comp, insulated for DIN rail terminal blocks type WK ..., 5 -pole
Z7.267.0627.5	Jumper bar IVB WK 2,5-K 6 ROT	Jumper comp, insulated for DIN rail terminal blocks type WK ..., 6 -pole
Z7.267.0627.6	Jumper bar IVB WK 2,5-K 6 BLAU	Jumper comp, insulated for DIN rail terminal blocks type WK ..., 6 -pole
Z7.267.0727.5	Jumper bar IVB WK 2,5-K 7 ROT	Jumper comp, insulated for DIN rail terminal blocks type WK ..., 7 -pole
Z7.267.0727.6	Jumper bar IVB WK 2,5-K 7 BLAU	Jumper comp, insulated for DIN rail terminal blocks type WK ..., 7 -pole
Z7.267.0827.5	Jumper bar IVB WK 2,5-K- 8 ROT	Jumper comp, insulated for DIN rail terminal blocks type WK ..., 8 -pole
Z7.267.0827.6	Jumper bar IVB WK 2,5-K- 8 BLAU	Jumper comp, insulated for DIN rail terminal blocks type WK ..., 8 -pole
Z7.267.0927.5	Jumper bar IVB WK 2,5-K 9 ROT	Jumper comp, insulated for DIN rail terminal blocks type WK ..., 9 -pole
Z7.267.0927.6	Jumper bar IVB WK 2,5-K 9 BLAU	Jumper comp, insulated for DIN rail terminal blocks type WK ..., 9 -pole
Z7.267.1027.5	Jumper bar IVB WK 2,5-K- 10 ROT	Jumper comp, insulated for DIN rail terminal blocks type WK ..., 10 -pole
Z7.267.1027.6	Jumper bar IVB WK 2,5-K- 10 BLAU	Jumper comp, insulated for DIN rail terminal blocks type WK ..., 10 -pole
Z7.267.1227.5	Jumper bar IVB WK 2,5-K- 12 ROT	Jumper comp, insulated for DIN rail terminal blocks type WK ..., 12 -pole
Z7.267.1227.6	Jumper bar IVB WK 2,5-K- 12 BLAU	Jumper comp, insulated for DIN rail terminal blocks type WK ..., 12 -pole
98.300.0000.0	Mounting rail TS 35x7,5 UNPERF - l:2000mm	Mounting rail TS 35, unslotted, size 7,5 mm, length 2 m, material steel. galv. zinc-plated and dichromated
98.300.1000.0	Mounting rail TS 35x7,5 PERF 15mm - l:2000mm	Mounting rail TS 35, slotted, size 7,5 mm, length 2 m, material steel. galv. zinc-plated and dichromated
98.300.1900.0	Mounting rail TS 35x7,5 PERF 25mm - l:2000mm	Mounting rail TS 35, slotted, size 7,5 mm, length 2 m, material steel. galv. zinc-plated and dichromated
98.360.0000.0	Mounting rail TS 35x15-2,3 UNPERF - l:2000mm	Mounting rail TS 35, unslotted, size 15 mm, length 2 m, material steel. galv. zinc-plated and dichromated
98.360.0004.0	Mounting rail TS 35x15-2,3 UNPERF FZN - l:2000mm	Mounting rail TS 35, unslotted, size 15 mm, length 2 m, material steel, hot galvanized
98.370.0000.0	Mounting rail TS 35x15 UNPERF - l:2000mm	Mounting rail TS 35, unslotted, size 15 mm, length 2 m, material steel. galv. zinc-plated and dichromated
98.370.1000.0	Mounting rail TS 35x15 PERF 15mm - l:2000mm	Mounting rail TS 35, slotted, size 15 mm, length 2 m, material steel. galv. zinc-plated and dichromated
98.380.0000.0	Mounting rail TS 35x15-2,3 UNPERF CU - l:2000mm	Mounting rail TS 35, unslotted, size 15 mm, length 2 m, material E copper
07.312.1255.0	Partition TW 2,5-3 D/U /V0	Partition for DIN rail terminal blocks type WK 2,5-3 D/U..., color: grey
98.300.1800.0	Mounting rail TS 35x7,5 PERF 18mm - l:2000mm	Mounting rail TS 35, slotted, size 7,5 mm, length 2 m, material steel. galv. zinc-plated and dichromated

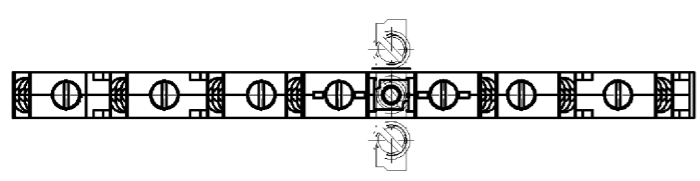
Weitergabe sowie Vervielfältigung dieses Dokuments, Verwertung und Mitteilung
 seines Inhalts sind verboten, soweit nicht ausdrücklich gestattet.
 The reproduction, distribution and utilization of this document as well as the
 communication of its contents to others without express authorization is prohibited.

Diese Maße werden bei Abnahme besonders geprüft
 Ausschließlich Prüfmaße
 Mit AE gekennzeichnete Maße sind nur für interne Zwecke gültig



Weitere Daten siehe Katalog
further data see catalog

Hutschiene EN 60715-35x7,5
mounting rail EN 60715-35x7,5
Hutschiene EN 60715-35x15
mounting rail EN 60715-35x15



Teile-Nr./part-nr.	Typ/type	LED-Farbe/LED-colour	
56.503.8355.0	WK 2,5-3 D SL	Grundklemme/base terminal ohne LED/without LED	
56.503.8455.0	WK 2,5-4 D SL-NGN	grün/green	
56.503.8555.0	WK 2,5-4 D SL-PGN	grün/green	

Freitoleranz nach		CAD - Zeichnung, keine manuellen Änderungen			1. Verwendung: -		Bl.: 1 von 1		
	Maßstab	Werkstoff und Oberfläche:		2003	Tag	Name		Zeichnung Nr. 56.503.8355.0 01K	Index
	1:1			Entworfen	09.05.	Schmitt			
				Geprüft	-	-			
	Vol.	mm ³	Ofl.	mm ²	Normgepr.	-	Ersatz für: -		
Buchstabe Datum / Blatt		wieland		Typ/type s. Tabelle see chart		Benennung DREILEITERKLEMME three-level-terminal			
Änderung		Elektrische Verbindungen							