


## Data sheet

Commercial Art.No.: 56.203.5055.0

Feed-through terminal WTP 2,5/4 D1/2

Feed-through terminal with push in connection for mounting on TS 35, nominal cross section: 2,5 mm<sup>2</sup>, width: 5 mm, color: grey



Commercial Art.No.	56.203.5055.0
EAN	4049088181177
Order Unit	100

Certificates / Approvals



## Technical data

### General

Nominal cross section	4 mm <sup>2</sup>
Color	Grey
Number of clamp positions per level	3
Width/grid dimension	5 mm
Insulating housing	PA666
Inflammability class of insulation material acc. with UL94	V0
Mounting method	DIN rail (top hat rail)

### Technical data

Rated current	32 A
Rated voltage	800 V
Rated impulse voltage	8 kV
Pollution degree	3
Closing plate required	yes
Type of insulation material	Thermoplastic
Length	60 mm

### Connection Data

Connection type	Plug-in connection
Connection type 1	Plug-in connection
Minimum cross section solid	0.2 mm <sup>2</sup>
Maximum cross section solid	4 mm <sup>2</sup>
Minimum cross section fine stranded	0.2 mm <sup>2</sup>
Maximum cross section fine stranded	4 mm <sup>2</sup>
Minimum cross section stranded	0.2 mm <sup>2</sup>
Maximum cross section stranded	4 mm <sup>2</sup>

Minimum conductor cross section (flex., stranded) with cable end sleeve	0.2 mm <sup>2</sup>
Maximum conductor cross section (flex., stranded) with cable end sleeve	4 mm <sup>2</sup>
Wire strip length	11 mm

#### Technical Data UL/CSA

Cross section UL	24-12 AWG
Voltage UL	600 V
Current factory wiring	30 A
Current field wiring	20 A
Cross section CSA	22-12 AWG
Voltage CSA	600 V
Current CSA	20 A

#### Note

Remark to rated voltage	in use with IVE WKF 2,5-... rated voltage 630 V
-------------------------	---

#### Classification

ECLASS 11	
ECLASS 8.1	27141120
ETIM 7.0	EC000897
ETIM 6.0	EC000897
ETIM 5.0	EC000897
ETIM 4.0	EC000897
ETIM 3.0	EC000897

#### Product compliance

ROHS conformity status	Compliant
REACH-SVHC conformity status	Compliant

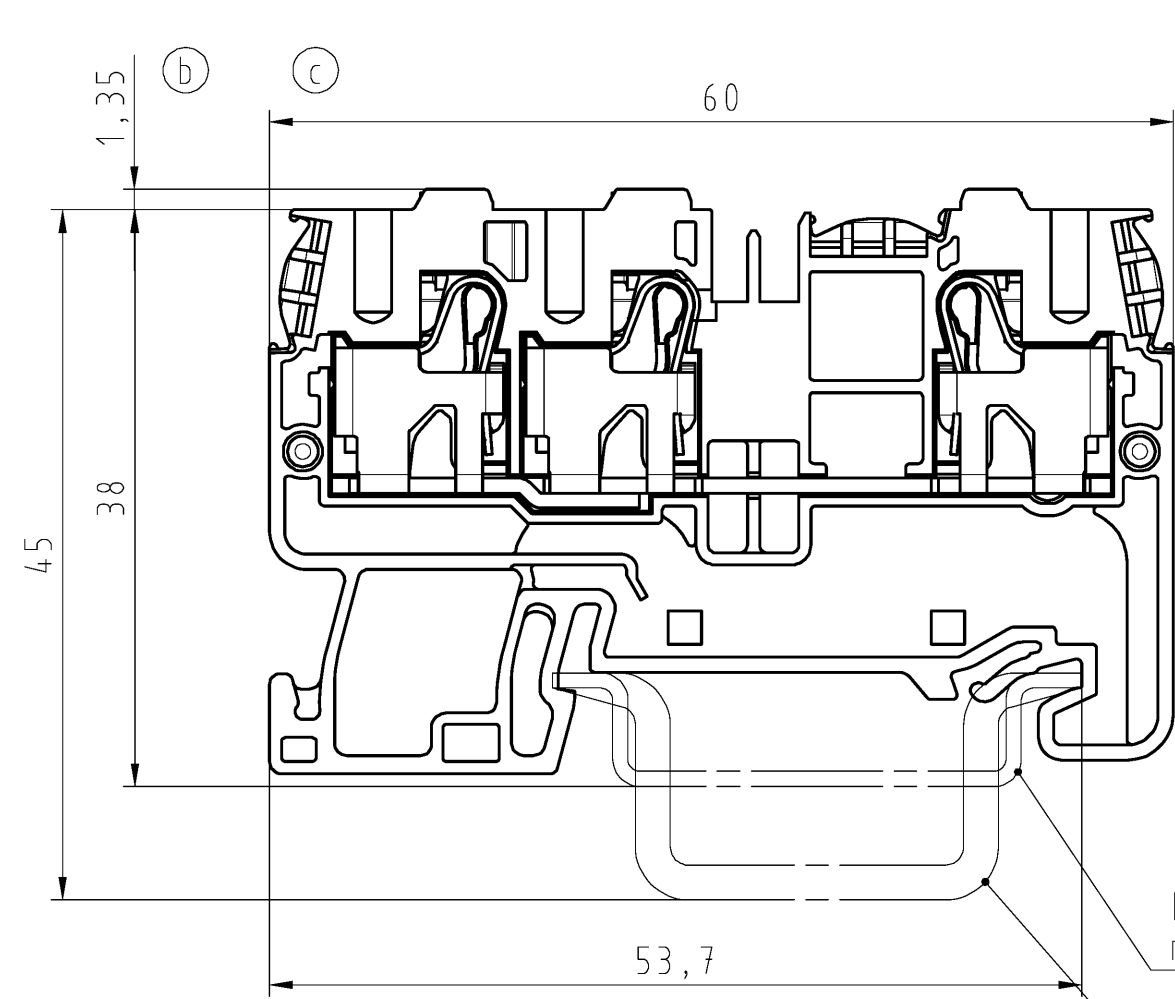
#### Accessories

Commercial Art.No.:	Article-type description:	Description:
Z7.280.6227.0	Jumper bar IVBWKF 2,5- 2	Cross connector, insulated for DIN rail terminal blocks type WKF..., 2 - pole
Z7.280.6327.0	Jumper bar IVBWKF 2,5- 3	Cross connector, insulated for DIN rail terminal blocks type WKF..., 3 - pole
Z7.280.6427.0	Jumper bar IVBWKF 2,5- 4	Cross connector, insulated for DIN rail terminal blocks type WKF..., 4 - pole
Z7.280.6527.0	Jumper bar IVBWKF 2,5- 5	Cross connector, insulated for DIN rail terminal blocks type WKF..., 5 - pole
Z7.280.6627.0	Jumper bar IVBWKF 2,5- 6	Cross connector, insulated for DIN rail terminal blocks type WKF..., 6 - pole
Z7.280.6727.0	Jumper bar IVBWKF 2,5- 7	Cross connector, insulated for DIN rail terminal blocks type WKF..., 7 - pole
Z7.280.6827.0	Jumper bar IVBWKF 2,5- 8	Cross connector, insulated for DIN rail terminal blocks type WKF..., 8 - pole
Z7.280.6927.0	Jumper bar IVBWKF 2,5- 9	Cross connector, insulated for DIN rail terminal blocks type WKF..., 9 - pole

Z7.280.7027.0	Jumper bar IVBWKF 2,5- 10	Cross connector, insulated for DIN rail terminal blocks type WKF..., 10 - pole
98.300.0000.0	Mounting rail TS 35x7,5 UNPERF - l:2000mm	Mounting rail TS 35, unslotted, size 7,5 mm, length 2 m, material steel. galv. zinc-plated and dichromated
98.300.1000.0	Mounting rail TS 35x7,5 PERF 15mm - l:2000mm	Mounting rail TS 35, slotted, size 7,5 mm, length 2 m, material steel. galv. zinc-plated and dichromated
98.300.1900.0	Mounting rail TS 35x7,5 PERF 25mm - l:2000mm	Mounting rail TS 35, slotted, size 7,5 mm, length 2 m, material steel. galv. zinc-plated and dichromated
98.360.0000.0	Mounting rail TS 35x15-2,3 UNPERF - l:2000mm	Mounting rail TS 35, unslotted, size 15 mm, length 2 m, material steel. galv. zinc-plated and dichromated
98.360.0004.0	Mounting rail TS 35x15-2,3 UNPERF FZN - l:2000mm	Mounting rail TS 35, unslotted, size 15 mm, length 2 m, material steel, hot galvanized
98.370.0000.0	Mounting rail TS 35x15 UNPERF - l:2000mm	Mounting rail TS 35, unslotted, size 15 mm, length 2 m, material steel. galv. zinc-plated and dichromated
98.370.1000.0	Mounting rail TS 35x15 PERF 15mm - l:2000mm	Mounting rail TS 35, slotted, size 15 mm, length 2 m, material steel. galv. zinc-plated and dichromated
98.380.0000.0	Mounting rail TS 35x15-2,3 UNPERF CU - l:2000mm	Mounting rail TS 35, unslotted, size 15 mm, length 2 m, material E copper
07.312.6955.0	End plate APFN 2,5 D1/2/35	End plate for DIN rail terminal blocks type WKFN 2,5 D1/2..., color: grey
07.312.7055.0	Partition TWFN 2,5 D1/2/35	Partition for DIN rail terminal blocks type WKFN 2,5 D1/2..., color:
Z7.280.7127.0	Jumper bar IVBWKF 2,5- 11	Cross connector, insulated for DIN rail terminal blocks type WKF..., 11 - pole
Z7.280.7227.0	Jumper bar IVBWKF 2,5- 12	Cross connector, insulated for DIN rail terminal blocks type WKF..., 12 - pole
Z7.280.8027.0	Jumper bar IVBWKF 2,5- 20	Cross connector, insulated for DIN rail terminal blocks type WKF..., 20 - pole
98.300.1800.0	Mounting rail TS 35x7,5 PERF 18mm - l:2000mm	Mounting rail TS 35, slotted, size 7,5 mm, length 2 m, material steel. galv. zinc-plated and dichromated
04.344.2355.8	Warning cover AD WTP 2,5	Cover with warning symbol for DIN rail terminal blocks type WTP 2,5, color yellow
05.564.3755.0	Wire entry guides LEL 2,5/1 white	Wire entry guides for wires with a nominal cross section of 0.13mm <sup>2</sup> -0.20mm <sup>2</sup> , color: white
05.564.3855.0	Wire entry guides LEL 2,5/1 gray	Wire entry guides for wires with a nominal cross section of 0.25mm <sup>2</sup> -0.5mm <sup>2</sup> , color: grey
05.564.3955.0	Wire entry guides LEL 2,5/1 black	Wire entry guides for wires with a nominal cross section of 0.75mm <sup>2</sup> -1.0mm <sup>2</sup> , color: black
04.242.5053.0	Marking tag strips 9705 A / 5 / 10	Marking tag strips for DIN rail terminal blocks type 9700 A / 5..., 10 tags per strip, color: blue, unmarked, markable with Wieplot plotter-system

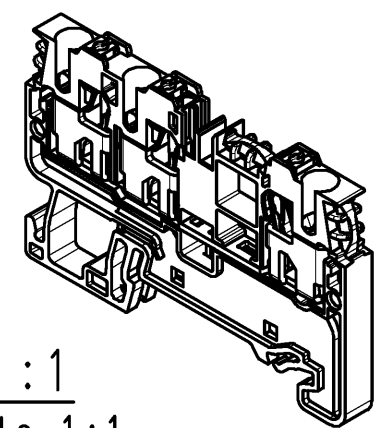
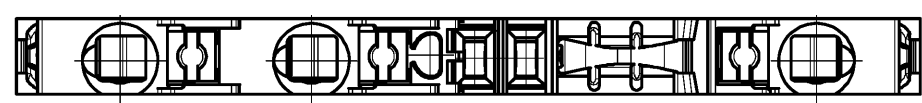
These dimensions will be especially checked at delivery  
 Only inspection dimensions  
 With /E marked dimensions are only valid for internal use

Diese Maße werden bei Abnahme besonders geprüft  
 Ausschließlich Prüfmaße  
 Mit /E gekennzeichnete Maße sind nur für interne Zwecke gültig



Hutschiene EN 60715-35x7,5  
 mounting rail EN 60715-35x7,5

Hutschiene EN 60715-35x15  
 mounting rail EN 60715-35x15



M 1:1  
 scale 1:1

Teile - Nr. part - no.	Farbe colour	Typ type
56.203.5055.0	grau grey	WTP 2,5/4 D1/2
56.203.5055.6	blau blue	WTP 2,5/4 D1/2 BLUE

Tolerierung Size ISO 14405/Tolerance system Size ISO 14405. (This ISO-standard describes the envelope principle. According to the envelope principle the deviations of form and parallelism are limited by the size tolerances).				ja/yes <input checked="" type="checkbox"/> Stoffverbots- und Deklarationsliste nach UU-TQM-05/03 ist einzuhalten. Conformity with Wieland document UU-TQM-05/03 (list of prohibited / declarable hazardous substances) to be declared!			
Freitoleranz nach - General tolerance		CAD - Zeichnung, keine manuellen Änderungen CAD - drawing, no manual modifications allowed		1.Verwendung: - First Use:		Blatt: 1 von 1 Sheet: of	
		Werkstoff/Material		2012	Tag/Date	Name	
				gezeichnet drawn	28.09.	Lang O.	
		Maßstab/Scale		geprüft checked	-	T	
		2:1		Normgepr. Stand. check	-	56.203.5055.0 01K d	
d	17.04.2015/			Maße in mm/Dimensions are in mm			
c	12.11.2014/	Vol. mm <sup>3</sup> Of l./Surf. mm <sup>2</sup>		Ersatz für/Replacement for: E.1603,100			
b	27.03.2014/			Type	Benennung/Title		
a	26.02.2013/			FEED_THROUGH_TB			
Index	Datum / Blatt Date / Sheet	wieland www.wieland-electric.com		siehe Tab. see table		Durchgangsklemme Push In Terminal	
Änderung/Revision							

Weitergabe sowie Vervielfältigung dieses Dokuments, Verwertung und Mitteilung seines Inhalts sind verboten, soweit nicht ausdrücklich gestattet. Die Reproduktion, Distribution und Utilization of this document as well as the communication of its contents to others without express authorization is prohibited.