


Data sheet

Commercial Art.No.: 56.203.8653.0

Installation terminal WKIS 2,5 NTM-D-SL

Installation rail terminal blocks with Plug in connection for mounting on TS 35, nominal cross section: 2.5 mm², width: 5 mm, color: grey



Commercial Art.No.	56.203.8653.0
EAN	4015573852150
Order Unit	50

Certificates / Approvals



Technical data

General

Nominal cross section	2.5 mm ²
Basic color	Grey
Number of levels	3
Number of clamp positions per level	2
Width/grid dimension	5 mm
Insulating housing	PA666
Inflammability class of insulation material acc. with UL94	V0
Mounting method	DIN rail (top hat rail) 35/7.5 mm
Terminal blocks for electrical installations	yes

Technical data

Rated current	20 A
Rated voltage	400 V
Rated impulse voltage	4 kV
Pollution degree	3
Closing plate required	yes
Type of insulation material	Thermoplastic
Length	100 mm

Connection Data

Connection type 1	Plug-in connection
Connection type 2	Plug-in connection
Minimum cross section solid	0.14 mm ²
Maximum cross section solid	4 mm ²
Minimum cross section fine stranded	0.14 mm ²
Maximum cross section fine stranded	4 mm ²
Wire strip length	11 mm

Note

Remark to rated voltage	400V/250V
Remark to rated current	24A at 4mm ²
N-function	yes

Classification

ECLASS 11	
ECLASS 8.1	27141125
ETIM 7.0	EC001329
ETIM 6.0	EC001329
ETIM 5.0	EC001329
ETIM 4.0	EC001329
ETIM 3.0	EC001329

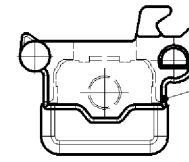
Accessories

Commercial Art.No.:	Article-type description:	Description:
Z7.280.6227.0	Jumper bar IVBWKF 2,5- 2	Cross connector, insulated for DIN rail terminal blocks type WKF..., 2 - pole
Z7.280.6327.0	Jumper bar IVBWKF 2,5- 3	Cross connector, insulated for DIN rail terminal blocks type WKF..., 3 - pole
Z7.280.6427.0	Jumper bar IVBWKF 2,5- 4	Cross connector, insulated for DIN rail terminal blocks type WKF..., 4 - pole
Z7.280.6527.0	Jumper bar IVBWKF 2,5- 5	Cross connector, insulated for DIN rail terminal blocks type WKF..., 5 - pole
Z7.280.6627.0	Jumper bar IVBWKF 2,5- 6	Cross connector, insulated for DIN rail terminal blocks type WKF..., 6 - pole
Z7.280.6727.0	Jumper bar IVBWKF 2,5- 7	Cross connector, insulated for DIN rail terminal blocks type WKF..., 7 - pole
Z7.280.6827.0	Jumper bar IVBWKF 2,5- 8	Cross connector, insulated for DIN rail terminal blocks type WKF..., 8 - pole
Z7.280.6927.0	Jumper bar IVBWKF 2,5- 9	Cross connector, insulated for DIN rail terminal blocks type WKF..., 9 - pole
Z7.280.7027.0	Jumper bar IVBWKF 2,5- 10	Cross connector, insulated for DIN rail terminal blocks type WKF..., 10 - pole
98.300.0000.0	Mounting rail TS 35x7,5 UNPERF - l:2000mm	Mounting rail TS 35, unslotted, size 7,5 mm, length 2 m, material steel. galv. zinc-plated and dichromated
98.300.1000.0	Mounting rail TS 35x7,5 PERF 15mm - l:2000mm	Mounting rail TS 35, slotted, size 7,5 mm, length 2 m, material steel. galv. zinc-plated and dichromated
98.300.1900.0	Mounting rail TS 35x7,5 PERF 25mm - l:2000mm	Mounting rail TS 35, slotted, size 7,5 mm, length 2 m, material steel. galv. zinc-plated and dichromated
98.360.0000.0	Mounting rail TS 35x15-2,3 UNPERF - l:2000mm	Mounting rail TS 35, unslotted, size 15 mm, length 2 m, material steel. galv. zinc-plated and dichromated
98.360.0004.0	Mounting rail TS 35x15-2,3 UNPERF FZN - l:2000mm	Mounting rail TS 35, unslotted, size 15 mm, length 2 m, material steel, hot galvanized
98.370.0000.0	Mounting rail TS 35x15 UNPERF - l:2000mm	Mounting rail TS 35, unslotted, size 15 mm, length 2 m, material steel. galv. zinc-plated and dichromated
98.370.1000.0	Mounting rail TS 35x15 PERF 15mm - l:2000mm	Mounting rail TS 35, slotted, size 15 mm, length 2 m, material steel. galv. zinc-plated and dichromated
98.380.0000.0	Mounting rail TS 35x15-2,3 UNPERF CU - l:2000mm	Mounting rail TS 35, unslotted, size 15 mm, length 2 m, material E copper
07.313.0353.0	End plate APIS 2,5 NTM-D-SL	End plate for DIN rail terminal blocks type WKIS 2,5 NTM-D-SL..., color: grey

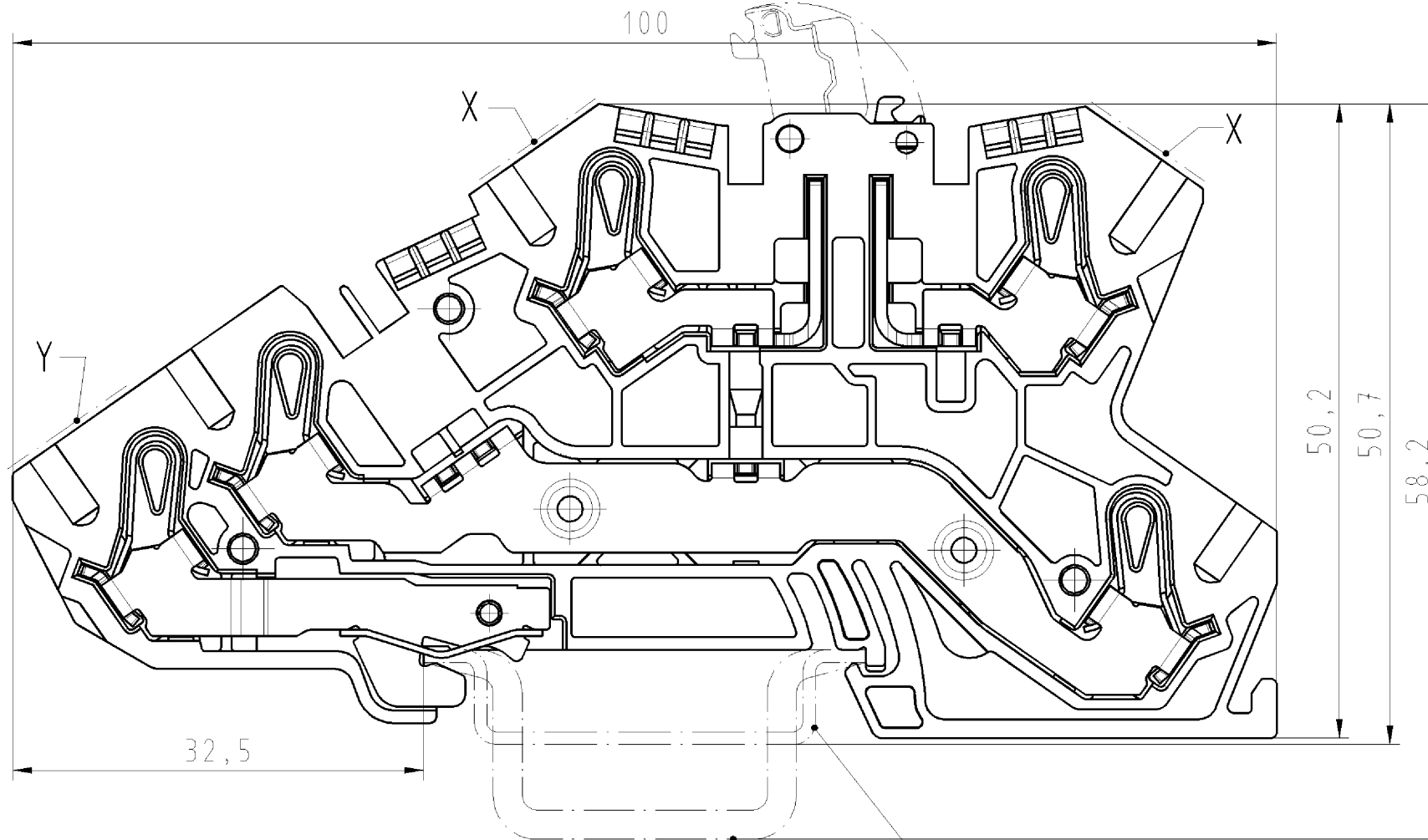
Z7.280.7127.0	Jumper bar IVBWKF 2,5- 11	Cross connector, insulated for DIN rail terminal blocks type WKF..., 11 - pole
Z7.280.7227.0	Jumper bar IVBWKF 2,5- 12	Cross connector, insulated for DIN rail terminal blocks type WKF..., 12 - pole
Z7.280.8027.0	Jumper bar IVBWKF 2,5- 20	Cross connector, insulated for DIN rail terminal blocks type WKF..., 20 - pole
98.300.1800.0	Mounting rail TS 35x7,5 PERF 18mm - l:2000mm	Mounting rail TS 35, slotted, size 7,5 mm, length 2 m, material steel. galv. zinc-plated and dichromated
05.564.3755.0	Wire entry guides LEL 2,5/1 white	Wire entry guides for wires with a nominal cross section of 0.13mm ² -0.20mm ² , color: white
05.564.3855.0	Wire entry guides LEL 2,5/1 gray	Wire entry guides for wires with a nominal cross section of 0.25mm ² -0.5mm ² , color: grey
05.564.3955.0	Wire entry guides LEL 2,5/1 black	Wire entry guides for wires with a nominal cross section of 0.75mm ² -1.0mm ² , color: black
04.242.5053.0	Marking tag strips 9705 A / 5 / 10	Marking tag strips for DIN rail terminal blocks type 9700 A / 5..., 10 tags per strip, color: blue, unmarked, markable with Wieplot plotter-system

X = blau eingefärbt
X = in this section blue printed

Y = grün/gelb eingefärbt
Y = in this section green/yellow printed

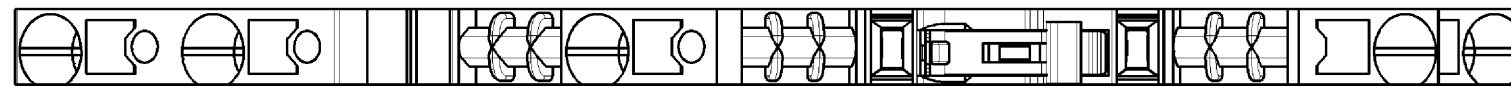
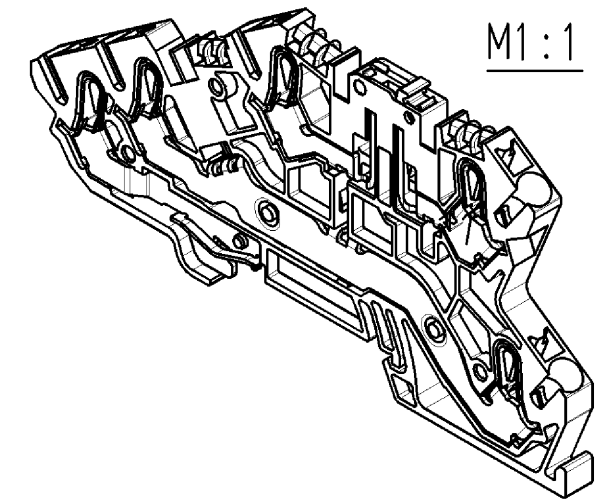


Farbe: orange
colour: orange



Hutschiene EN 60715-35x7,5
mounting rail EN 60715-35x7,5

Hutschiene EN 60715-35x15
mounting rail EN 60715-35x15



Weitere Daten siehe Katalog
further data see katalog

Freitoleranz nach		CAD - Zeichnung, keine manuellen Änderungen			1. Verwendung: -		Bl.: 1 von 1		
	Maßstab	Werkstoff und Oberfläche:		2005	Tag	Name		Zeichnung Nr. 56.203.8653.0 01K	Index
	2:1	Kieselgrau, ähnl. RAL 7032 grey, sim. to RAL 7032		Entworfen	07.07.	Bauer F.			
	Vol.	mm ³	Ofl.	mm ²	Normgepr.	-		Ersatz für: -	
Buchstabe Datum / Blatt		wieland		Typ		Benennung			
Änderung		Elektrische Verbindungen		WKIS 2,5 NTM-D-SL		INSTALLATIONSKLEMME "Steckfeder" 2,5mm ² installation terminal / spring connection			

Weitergabe sowie Vervielfältigung dieses Dokuments, Verwertung und Mitteilung seines Inhalts sind verboten, soweit nicht ausdrücklich gestattet.
The reproduction, distribution and utilization of this document as well as the communication of its contents to others without express authorization is prohibited.

562038653001K_4_CAD/MO20 Bauer 2005-07-07T13:19:47 1.000 QU-PEM-08/91