

Data sheet

Commercial Art.No.: 81.020.0134.0

Timer relay FLARE TIME HM8-2P-A

flare TIME HM8-2P-A , multi-function timer relay with remote control connection, 8 functions, 8 time-ranges 0,05s - 240h, 2 timed change-over contact, AC/DC 24-240 V, 50-60Hz; W x H x D: 22,5 × 96,5 × 91,5 mm



Commercial Art.No.	81.020.0134.0
EAN	4049088185588
Order Unit	1

Technical data

General

Connection type	screw connection
Plug-in socket	No
Remote operation possible	yes
Only for remote control	No
Function flashing, starting with pause, fixed time	No
Function flashing, starting with pulse, fixed time	No
Clock function, starting with pause, variable	yes
Clock function, starting with pulse, variable	yes
Number of relay outputs, undelayed, change-over contacts	0
Relay outputs, delayed/undelayed selectable	No
Number of relay outputs, undelayed, normally closed	0
Number of relay outputs, undelayed, normally open	0
Number of relay outputs, delayed, change-over contacts	0
Number of relay outputs, delayed, normally open	0
Number of relay outputs, delayed, change-over contacts	2
Semiconductor output	No
Function delay-on energization	yes
Function floating contact on energization	yes
Function star-delta	No
Function delay on de-energization	yes
Function floating contact on de-energization	yes
Function pulse shaping	yes

Technical data

Type of excitation	AC/DC
With auxiliary voltage	yes

Min. rated AC voltage for controls, 50 Hz	24 V
Max. rated AC voltage for controls, 50 Hz	240 V
Min. rated AC voltage for controls, 60 Hz	24 V
Max. rated AC voltage for controls, 60 Hz	240 V
Min. rated DC voltage for controls	24 V
Max. rated DC voltage for controls	240 V
Min. nominal voltage DC	20.4 V
Max. nominal voltage DC	264 V
Min. rated frequency	50 Hz
Max. rated frequency	60 Hz
Min. adjustable time	0.05 sec
Max. adjustable time	10 d

Dimensions

Depth	91.5 mm
Width	22.5 mm
Height	96.5 mm

Classification

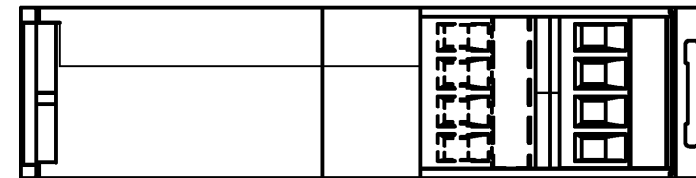
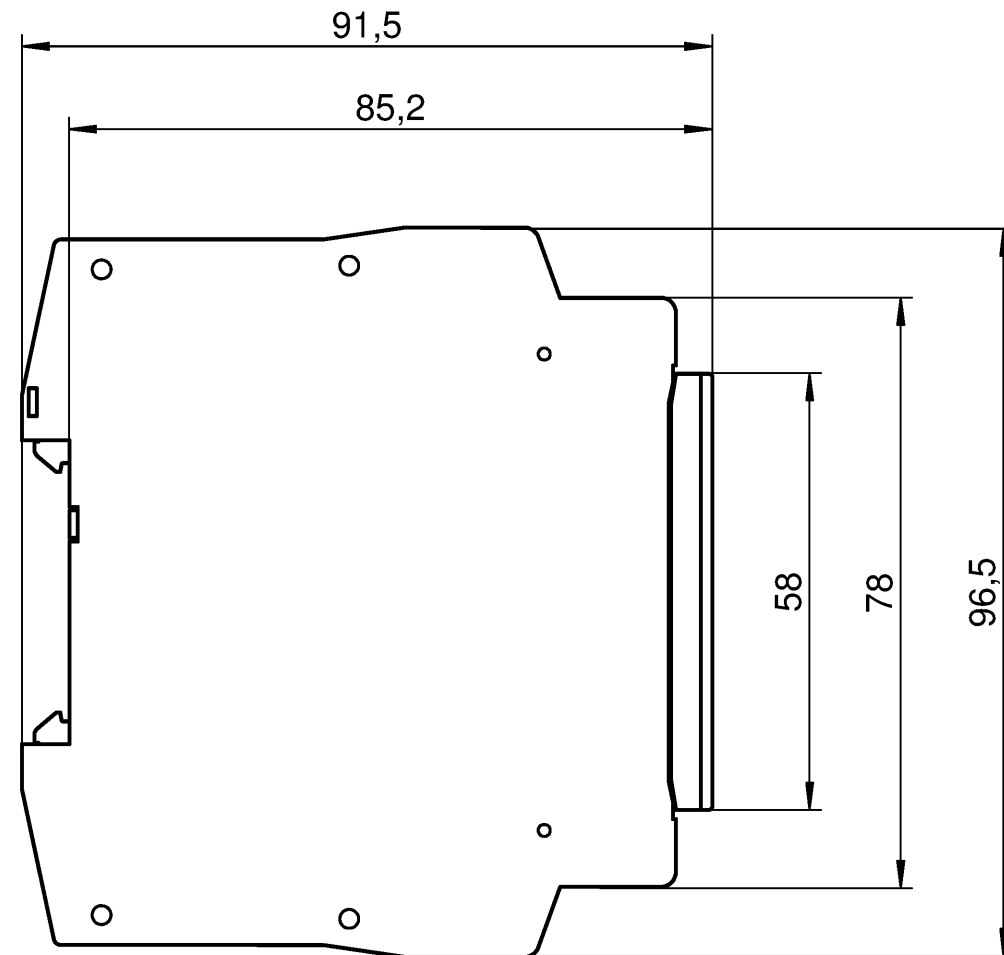

ECLASS 11	
ECLASS 8.1	27371605
ETIM 7.0	EC001439
ETIM 6.0	EC001439
ETIM 5.0	EC001439

Product compliance

ROHS conformity status	Compliant/Exempted
ROHS exceptions	III-6(c)
REACH-SVHC conformity status	Duty-To-Declare
REACH-SVHC substances	Lead; Lead titanium zirconium oxide
REACH-SVHC CAS numbers	12626-81-2; 7439-92-1

Ⓐ

Teile-Nr. / Part-No.
R1.188.3740.0
81.020.0100.0
81.020.0104.0
81.020.0105.0
81.020.0134.0
81.020.0135.0



Weitere Angaben siehe KATALOG oder eKatalog.
Additional data see CATALOG or eCatalog.

www.wieland-electric.com
eshop.wieland-electric.com

ja/yes Stoffverbots- und Deklarationsliste nach UU-TQM-05/03 ist einzuhalten.
Conformity with Wieland document UU-TQM-05/03 (list of prohibited / declarable hazardous substances) to be declared!

Freitoleranz nach General tolerance		CAD-Zeichnung, keine manuellen Änderungen CAD drawing, no manual modifications allowed		1. Verwendung: First Use:		Blatt: Sheet:	
		Werkstoff / Material		2014 gezeichnet drawn	Tag/Date 06.06.	Name Kötzner	
		Maßstab/Scale		geprüft checked		Zeichnung Nr. / Drawing No. T R1.188.3740.0 01K	
		Datei / File: 036351_A01K_R1.188.3740.0.DCD		Normgepr. Stand. check		Maße in mm/Dimensions are in mm	
		Ersatz für / Replacement for:					
Ⓐ		17.03.15 Datum / Blatt Date / Sheet		www.wieland www.wieland-electric.com		Type Benennung / Title Maßbildzeichnung/dimension drawing Kurzes Gehäuse und Standarddeckel, Baubreite 22,5mm, Schraubklemmen steckbar short housing and standard cover, overall 22,5mm plug-in pcb terminal	
Änderung / Revision							

Weitergabe sowie Vervielfältigung dieses Dokuments, Verwertung und Mitteilung seines Inhalts sind verboten, soweit nicht ausdrücklich gestattet.
The reproduction, distribution and utilization of this document as well as the communication of its contents to others without express authorization is prohibited.

1
2
3
4
5
6
7
8
9
10
11
12
13
14
15
16
17
18
19
20
M1
M2
M3
L
G
i
11.1
12.1
1.1