


Data sheet

Commercial Art.No.: 56.703.0055.8

Feed-through terminal WKFN 2,5 /35 GELB

Feed-through terminal with tension spring connection for mounting on TS 35, nominal cross section: 2.5 mm², Width: 5 mm, Color: yellow



Commercial Art.No.	56.703.0055.8
EAN	4015573982178
Order Unit	100

Certificates / Approvals



CAN-Ex



PTB



USA-Ex



Technical data

General

Nominal cross section	2.5 mm ²
Width/grid dimension	5 mm
Insulating housing	PA666
Inflammability class of insulation material acc. with UL94	V0
Mounting method	DIN rail (top hat rail) 35/7.5 mm
Terminal blocks for electrical installations	yes

Technical data

Rated current	24 A
Rated voltage	800 V
Rated impulse voltage	8 kV
Pollution degree	3
Closing plate required	yes
Type of insulation material	Thermoplastic

Connection Data

Connection type 1	spring clamp connection
Connection type 2	spring clamp connection
Minimum cross section solid	0.13 mm ²
Maximum cross section solid	4 mm ²
Minimum cross section fine stranded	0.13 mm ²
Maximum cross section fine stranded	2.5 mm ²

Wire strip length	11 mm
-------------------	-------

Technical Data UL/CSA

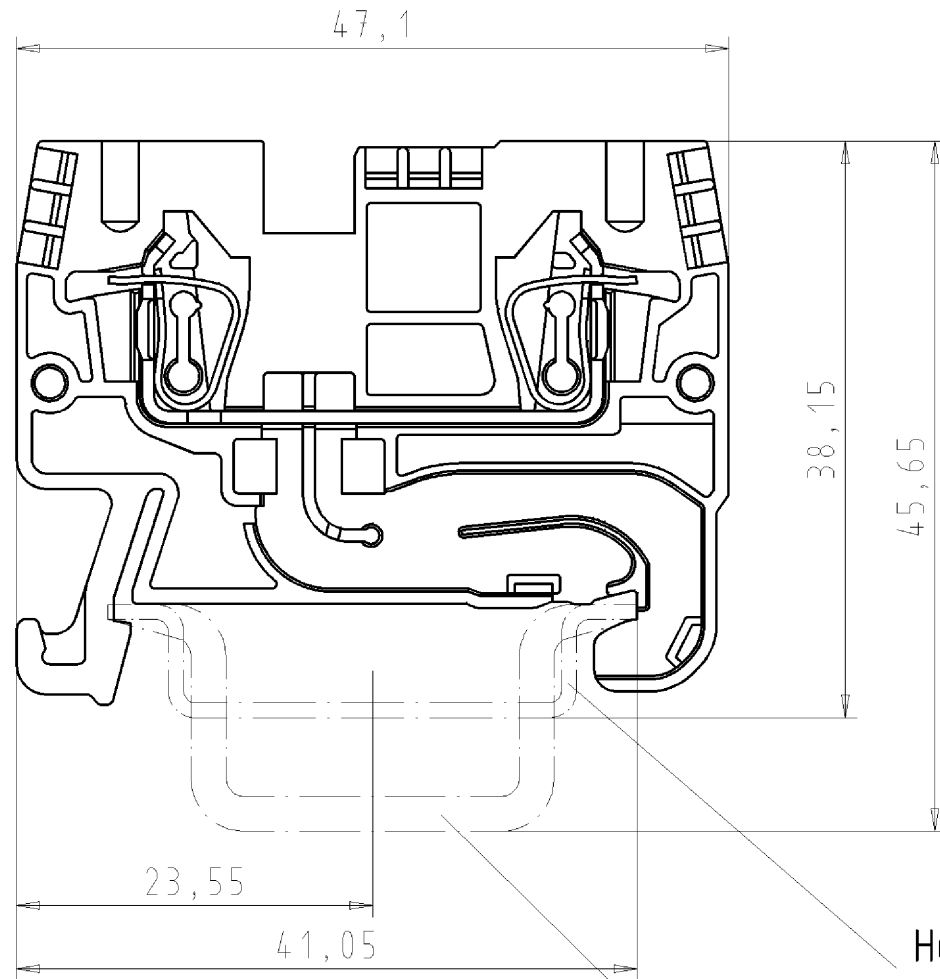
Cross section CSA	24-12 AWG
Voltage CSA	600 V
Current CSA	24 A

Classification

ECLASS 11	
ECLASS 8.1	27141120
ETIM 7.0	EC000897
ETIM 6.0	EC000897
ETIM 5.0	EC000897
ETIM 4.0	EC000897

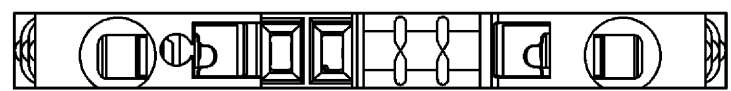
Product compliance

ROHS conformity status	Compliant
REACH-SVHC conformity status	Compliant



Hutschiene EN 60715-35x7,5
mounting rail EN 60715-35x7,5

Hutschiene EN 60715-35x15
mounting rail EN 60715-35x15



a

Teile - Nr. part-no.	Farbe colour	Typ type
56.703.0055.0	grau/grey	WKFN 2,5 /35
56.703.0055.1	schwarz/black	WKFN 2,5 /35 SW
56.703.0055.2	weiß/white	WKFN 2,5 /35 WS
56.703.0055.3	schiefergrau/slate grey	WKFN 2,5 /35 GR
56.703.0055.4	braun/brown	WKFN 2,5 /35 BR
56.703.0055.5	rot/red	WKFN 2,5 /35 RT
56.703.0055.6	blau/blue	WKFN 2,5 /35 BL
56.703.0055.7	grün/green	WKFN 2,5 /35 GN
56.703.0055.8	gelb/yellow	WKFN 2,5 /35 GE
56.703.0055.9	orange/orange	WKFN 2,5 /35 OR

Weitere Daten siehe Katalog
further data see catalog

Tolerierung nach DIN 7167/Tolerance system acc. to DIN 7167. (This DIN-standard describes the envelope principle. According to the envelope principle the deviations of form and parallelism are limited by the size tolerances).		ja/yes <input checked="" type="checkbox"/> Stoffverbots- und Deklarationsliste nach UU-TQM-05/03 ist einzuhalten. Conformity with Wieland document UU-TQM-05/03 (list of prohibited / declarable hazardous substances) to be declared!	
Freitoleranz nach General tolerance	-	CAD - Zeichnung, keine manuellen Änderungen CAD - drawing, no manual modifications allowed	1. Verwendung: First Use:
			Blatt: 1 von 1 Sheet: of 1
	Werkstoff/Material	2003 Tag/Date	Name
		gezeichnet drawn	15.05. Lunz S.
	Maßstab/Scale	geprüft checked	
	2:1	Normgepr. Stand. check	
	Vol. mm ³ Ofl./Surf. mm ²	Ersatz für/Replacement for: -	
		Type	Benennung/Title
a	22.08.2007/	Typ	DURCHGANGSKLEMME
Index	Datum / Blatt Date / Sheet	Typ siehe Tabelle	terminals
Änderung/Revision			

These dimensions will be especially checked at delivery
Only inspection dimensions
With /E marked dimensions are only valid for internal use

Diese Maße werden bei Abnahme besonders geprüft
Ausschließlich Prüfmaße
Mit /E gekennzeichnete Maße sind nur für interne Zwecke gültig

Weitergabe sowie Vervielfältigung dieses Dokuments, Verwertung und Mitteilung seines Inhalts sind verboten, soweit nicht ausdrücklich gestattet.
The reproduction, distribution and utilization of this document as well as the communication of its contents to others without express authorization is prohibited.

567030055001K_4_CADW1044_treschan.2007-08-24T08:47:03 1.000