


Data sheet

Commercial Art.No.: 25.647.1153.0

PCB pin header 8513 S / 11 W OB

PCB pin header with pin header, connection method depends on used socket part , 11 poles, pitch: 3.5 mm, type of packing: carton, color: grey



Commercial Art.No.	25.647.1153.0
EAN	4015573540552
Order Unit	50

Certificates / Approvals



Technical data

General

Modular spacing	3.5 mm
Soldering process	Wave soldering
Packaging	Carton
Number of poles	11
Number of levels	1
Marking	No
Fastening	None
Mating direction towards (circuit) board	180°

Technical data

Rated current	8 A
Overvoltage Category I	690 V
Overvoltage Category II	250 V
Overvoltage Category III	125
Rated impulse voltage	2.5 kV

Technical Data UL/CSA

Voltage UL	300 V
Current field wiring	8 A
Current factory wiring	8 A
Voltage CSA	300 V
Current CSA	5 A

Other

Type of insulation material	Thermoplastic
Color	Grey
Height	7.15 mm
Length	39.9 mm

Depth	9.2 mm
Material contact base	CuZn
Material contact surface	Sn

Classification

ECLASS 11	
ECLASS 8.1	27440402
ETIM 7.0	EC002637
ETIM 6.0	EC002637
ETIM 5.0	EC002637
ETIM 4.0	EC002637

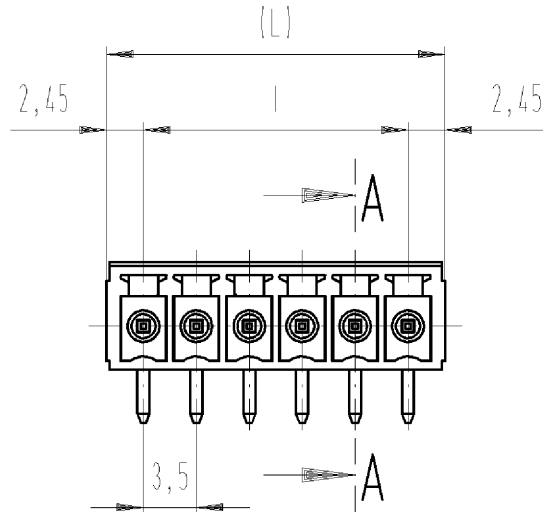
Product compliance

ROHS conformity status	Compliant
REACH-SVHC conformity status	Compliant

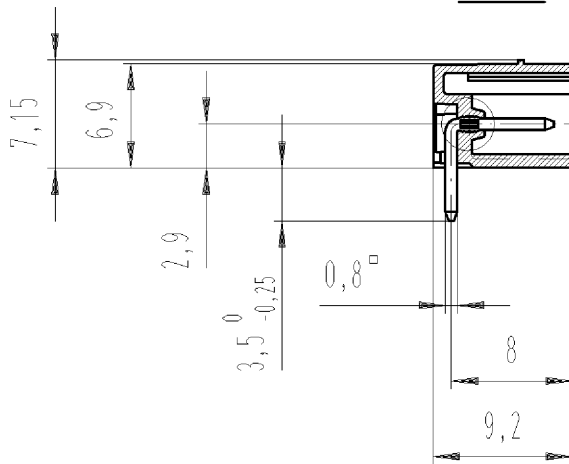
Fits with

Commercial Art.No.:	Article-type description:	Description:
25.640.4153.0	PCB connector 8513 B / 11 OB	PCB female connector with screw connection with rising cage clamp system, 11 poles, max. cross section: 1.5 mm ² , pitch: 3.5 mm, type of packing: carton, color: grey
25.640.1153.0	PCB connector 8513 B / 11	PCB female connector with screw connection with rising cage clamp system, 11 poles, printed version, max. cross section: 1.5 mm ² , pitch: 3.5 mm, type of packing: carton, color: grey
25.630.4153.0	PCB connector 8513 BFK / 11 TOP OB	PCB female connector with tension spring connection, 11 poles, max. cross section: 1.5 mm ² , pitch: 3.5 mm, type of packing: carton, color: grey
25.630.1153.0	PCB connector 8513 BFK / 11 TOP	PCB female connector with tension spring connection, 11 poles, printed version, max. cross section: 1.5 mm ² , pitch: 3.5 mm, type of packing: carton, color: grey

gezeichnete Ausführung: 25.647.0653.F
 drawn version : 25.647.0653.F



A-A



Weitere Daten siehe Katalog
 further data see catalog

Diese Maße werden bei Abnahme besonders geprüft
 Ausschließlich Prüfmaß

Mit / E gekennzeichnete Maße sind nur für interne Zwecke gültig

.F	Farbe color	Artikel-Nr. part-no.	Pol- zahl pole	(L)	l	Typ type	Artikel-Nr. part-no.	Pol- zahl pole	(L)	l	Typ type
.0	grau grey	25.647.0253.F	2	8.4	3.5	8513 S/ 2 W..	25.647.1153.F	11	39.9	35.0	8513 S/11 W..
		25.647.0353.F	3	11.9	7.0	8513 S/ 3 W..	25.647.1253.F	12	43.4	38.5	8513 S/12 W..
		25.647.0453.F	4	15.4	10.5	8513 S/ 4 W..	25.647.1353.F	13	46.9	42.0	8513 S/13 W..
		25.647.0553.F	5	18.9	14.0	8513 S/ 5 W..	25.647.1453.F	14	50.4	45.5	8513 S/14 W..
.1	schwarz black	25.647.0653.F	6	22.4	17.5	8513 S/ 6 W..	25.647.1553.F	15	53.9	49.0	8513 S/15 W..
		25.647.0753.F	7	25.9	21.0	8513 S/ 7 W..	25.647.1653.F	16	57.4	52.5	8513 S/16 W..
		25.647.0853.F	8	29.4	24.5	8513 S/ 8 W..	25.647.1753.F	17	60.9	56.0	8513 S/17 W..
.7	grün green	25.647.0953.F	9	32.9	28.0	8513 S/ 9 W..	25.647.1853.F	18	64.4	59.5	8513 S/18 W..
		25.647.1053.F	10	36.4	31.5	8513 S/10 W..	25.647.1953.F	19	67.9	63.0	8513 S/19 W..
							25.647.2053.F	20	71.4	66.5	8513 S/20 W..

Freitoleranz nach		CAD - Zeichnung, keine manuellen Änderungen			1. Verwendung: -		Bl.: 1 von 1			
/	Maßstab	Werkstoff und Oberfläche:		2004	Tag	Name		T	Zeichnung Nr. 25.647.0253.0 01K	Index
/	2:1			Entworfen	13.05.	Schmitt J.				
/				Geprüft	-	-				
/	Vol.	mm ²	Ofl.	mm ²	Normgepr.	-	-		Ersatz für: -	
/				TYP		Benennung				
Buchstabe	Datum / Blatt	wieland		8513 S /		LP_STIFTLLEISTE				
Änderung		Elektrische Verbindungen		2-20 W		mit Steck- und Lötanschluß, Rastermaß 3,5 PCB headers, pitch 3.5				

Weitergabe sowie Vervielfältigung dieses Dokuments, Verwertung und Mitteilung
 seines Inhalts sind verboten, soweit nicht ausdrücklich gestattet.
 The reproduction, distribution and utilization of this document as well as the
 communication of its contents to others without express authorization is prohibited.

256470253001K_4 CADW028 Schmitt 2004-05-13T15:25:26 1.000