

Features

- High Efficiency (Up to 89%)
- Active Power Factor Correction (Typical 0.92)
- Constant Current Output
- Lightning Protection
- Waterproof (IP67)
- Dimming Control
- All-Round Protection: OVP, SCP, OLP
- Comply With UL8750 & EN61347 Safety Regulations
- Comply With FCC Part15 Class B



Description

The EUC-050SxxxDT(ST) Series operate from a 90 ~ 305 Vac input range. They are designed to be highly efficient and highly reliable. Features include over voltage protection, short circuit protection and over load protection.

Models

Output Current	Input Voltage Range	Output Voltage Range	Max. Output Power	Typical Efficiency (1)	Power Factor		Model Number
					110Vac	220Vac	
4200 mA	90 ~ 305 Vac	4 ~12 Vdc	50 W	83%	0.98	0.92	EUC-050S420DT (ST) (6)
3330 mA	90 ~ 305 Vac	5 ~15 Vdc	50 W	84%	0.98	0.92	EUC-050S333DT(ST) (6)
2800 mA	90 ~ 305 Vac	6 ~18 Vdc	50 W	84%	0.98	0.92	EUC-050S280DT(ST) (6)
2100 mA	90 ~ 305 Vac	8 ~24 Vdc	50 W	86%	0.98	0.92	EUC-050S210DT(ST) (6)
1750 mA	90 ~ 305 Vac	9 ~29 Vdc	50 W	87%	0.98	0.92	EUC-050S175DT(ST) (6)★
1400 mA	90 ~ 305 Vac	12~36 Vdc	50 W	87%	0.98	0.92	EUC-050S140DT(ST) (6)
1100 mA	90 ~ 305 Vac	16~48 Vdc	50 W	87%	0.98	0.92	EUC-050S110DT(ST) (5)★
700 mA	90 ~ 305 Vac	24~72 Vdc	50 W	87%	0.98	0.92	EUC-050S070DT(ST) (4)
580 mA	90 ~ 305 Vac	27~86 Vdc	50 W	87%	0.98	0.92	EUC-050S058DT(ST) (4)
450 mA	90 ~ 305 Vac	36~110 Vdc	50 W	88%	0.98	0.92	EUC-050S045DT(ST) (4)★
350 mA	90 ~ 305 Vac	47~142 Vdc	50 W	89%	0.98	0.92	EUC-050S035DT(ST) (4)★

Notes:

- (1) Measured at full load and 220 Vac input.
- (2) The DT suffix may be changed to ST to omit the dimming function and remove the three wires associated with that function.
- (3) A suffix -xxxx may be added to denote variations or modifications to the base product, where x can be any alphanumeric character or blank.
- (4) Non-Class 2 output (USR & CNR).
- (5) Class 2 output (USR), Non-Class 2 output (CNR).
- (6) Class 2 output (USR & CNR).
- (7) ★: Popular model.

Input Specifications

Parameter	Min.	Typ.	Max.	Notes
Input Voltage	90 V	-	305 V	
Input Frequency	47 Hz	-	63 Hz	
Leakage Current	-	-	0.5 mA	At 277Vac 60Hz input
Input AC Current	-	-	0.7 A	Measured at full load and 100 Vac input.
	-	-	0.35 A	Measured at full load and 220 Vac input.
Inrush Current	-	-	60 A	At 230Vac input 25°C Cold Start

Output Specifications

Parameter	Min.	Typ.	Max.	Notes
Output Current Tolerance	-5%	-	5%	
No Load Output Voltage				
$I_o = 4200$ mA	-	-	17 V	
$I_o = 3330$ mA	-	-	20 V	
$I_o = 2800$ mA	-	-	24 V	
$I_o = 2100$ mA	-	-	30 V	
$I_o = 1750$ mA	-	-	35 V	
$I_o = 1400$ mA	-	-	41 V	
$I_o = 1100$ mA	-	-	53 V	
$I_o = 700$ mA	-	-	77 V	
$I_o = 580$ mA	-	-	92 V	
$I_o = 450$ mA	-	-	120 V	
$I_o = 350$ mA	-	-	154 V	
Ripple & Noise				
$I_o = 4200$ mA	-	-	5 V	Measurement is done by 20MHz bandwidth oscilloscope and the output paralleled a 104/500V ceramic capacitor and a 10uF/200V electrolysis capacitor
$I_o = 3330$ mA	-	-	5 V	
$I_o = 2800$ mA	-	-	5 V	
$I_o = 2100$ mA	-	-	5 V	
$I_o = 1750$ mA	-	-	5 V	
$I_o = 1400$ mA	-	-	5 V	
$I_o = 1100$ mA	-	-	5 V	
$I_o = 700$ mA	-	-	7 V	
$I_o = 580$ mA	-	-	8 V	
$I_o = 450$ mA	-	-	11 V	
$I_o = 350$ mA	-	-	14 V	
Line Regulation	-	-	2%	
Load Regulation	-	-	5%	
Turn-on Delay Time	-	2.5 s	3.0 s	Measured at 110Vac input.
	-	1.5 s	2.0 s	Measured at 220Vac input.

Note: All specifications are typical at 25 °C unless otherwise stated.

Protection Functions

Parameter	Min.	Typ.	Max.	Notes
Over Voltage Protection				Hiccup mode. The power supply shall be self-recovery when the fault condition is removed.
I _o = 4200 mA	16 V	17 V	18 V	
I _o = 3330 mA	19 V	20 V	22 V	
I _o = 2800 mA	23 V	24 V	26 V	
I _o = 2100 mA	29 V	30V	32 V	
I _o = 1750 mA	34 V	35V	37 V	
I _o = 1400 mA	40 V	42 V	44 V	
I _o = 1100 mA	52 V	54 V	56 V	
I _o = 700 mA	76 V	78 V	80 V	
I _o = 580 mA	94 V	96 V	98 V	
I _o = 450 mA	116 V	118 V	120 V	
I _o = 350 mA	154 V	156 V	158 V	
Over Load Protection	-	1.25 Vmax	-	Hiccup mode. The power supply shall be self-recovery when the fault condition is removed.
Short Circuit Protection	No damage shall occur when any output operating in a short circuit condition. The power supply shall be self-recovery when the fault condition is removed.			

General Specifications

Parameter	Min.	Typ.	Max.	Notes
Efficiency				Measured at full load and 120 Vac input.
I _o = 4200 mA	79%	80%	-	
I _o = 3330 mA	80%	81%	-	
I _o = 2800 mA	81%	82%	-	
I _o = 2100 mA	83%	84%	-	
I _o = 1750 mA	84%	85%	-	
I _o = 1400 mA	85%	86%	-	
I _o = 1100 mA	85%	86%	-	
I _o = 700 mA	85%	86%	-	
I _o = 580 mA	85%	86%	-	
I _o = 450 mA	86%	87%	-	
I _o = 350 mA	87%	88%	-	
Efficiency				Measured at full load and 220 Vac input.
I _o = 4200 mA	82%	83%	-	
I _o = 3330 mA	83%	84%	-	
I _o = 2800 mA	83%	84%	-	
I _o = 2100 mA	85%	86%	-	
I _o = 1750 mA	86%	87%	-	
I _o = 1400 mA	86%	87%	-	
I _o = 1100 mA	86%	87%	-	
I _o = 700 mA	86%	87%	-	
I _o = 580 mA	86%	87%	-	
I _o = 450 mA	87%	88%	-	
I _o = 350 mA	88%	89%	-	
No Load Power Dissipation			6 W	
MTBF	487,000 hours			Measured at 110Vac input, 80%Load and 25°C ambient temperature (MIL-HDBK-217F)
Life Time	50,000 hours			Measured at 110Vac input, 80%Load and 60°C Case temperature
Case Temperature			85°C	
Dimensions				
Inches (L × W × H)	6.77 × 1.67× 1.36			
Millimeters (L × W × H)	172 × 42.5× 34.5			
Net Weight	-	480 g	-	

Note: All specifications are typical at 25 °C unless otherwise stated.

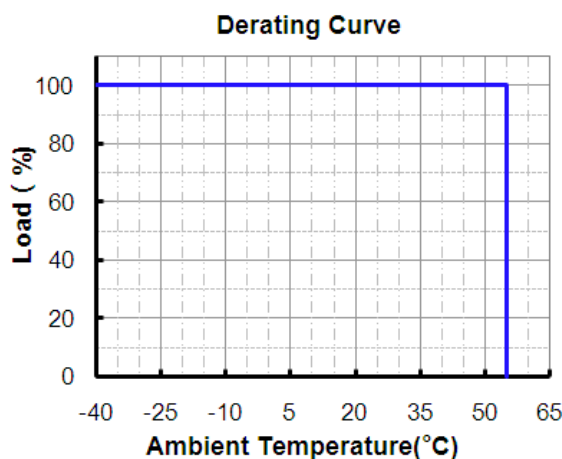
Environmental Specifications

Parameter	Min.	Typ.	Max.	Notes
Operating Temperature	-40 °C	-	+55 °C	Humidity: 10% RH to 100% RH See Derating Curve for more details
Storage Temperature	-40 °C	-	+85 °C	Humidity: 5% RH to 100% RH

Safety & EMC Compliance

Safety Category	Standard
UL/CUL	UL8750, UL1012, UL1310 Class 2, CSA-C22.2 No. 107.1, CSA C22.2 NO. 223-M91 Class 2
CE	EN 61347-1, EN61347-2-13
EMI Standards	Notes
EN 55015	Conducted emission Test & Radiated emission Test
EN 61000-3-2	Harmonic current emissions
EN 61000-3-3	Voltage fluctuations & flicker
FCC Part 15	ANSI C63.4:2009 Class B
EMS Standards	Notes
EN 61000-4-2	Electrostatic Discharge (ESD): 8 kV air discharge, 4 kV contact discharge
EN 61000-4-3	Radio-Frequency Electromagnetic Field Susceptibility Test-RS
EN 61000-4-4	Electrical Fast Transient / Burst-EFT
EN 61000-4-5	Surge Immunity Test: AC Power Line: line to line 2 kV, line to earth 4 kV
EN 61000-4-6	Conducted Radio Frequency Disturbances Test-CS
EN 61000-4-8	Power Frequency Magnetic Field Test
EN 61000-4-11	Voltage Dips
EN 61547	Electromagnetic Immunity Requirements Applies To Lighting Equipment

Derating Curve

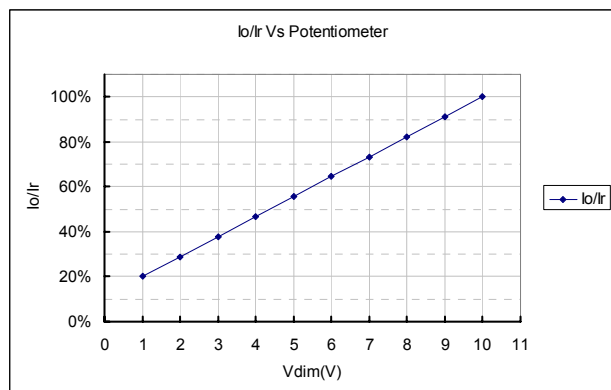
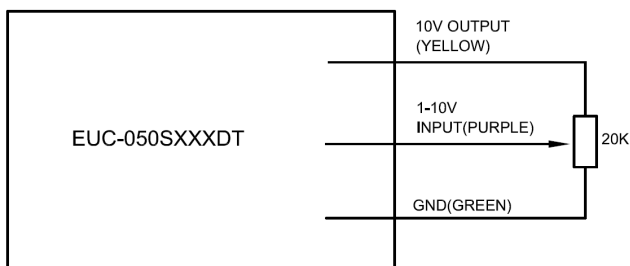


Specifications are subject to changes without notice.

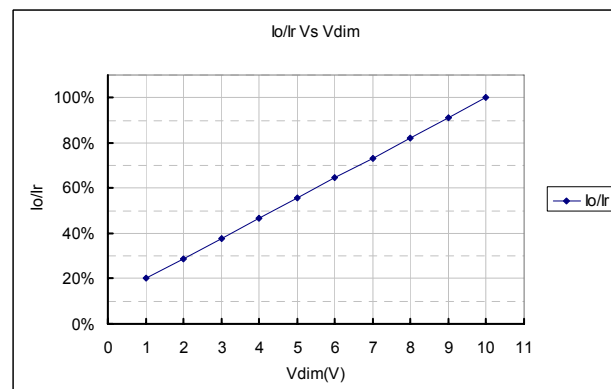
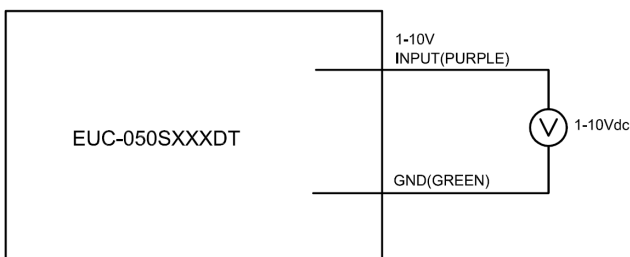
Dimming Control (On secondary side)

Parameter	Min.	Typ.	Max.	Notes
10V output voltage	10 V	10.5 V	11 V	
10V output source current	0 mA	-	2 mA	
Absolute maximum voltage on the 1~10V input pin	0 V	-	15 V	
Source current on 1~10V input pin	0 mA	-	1 mA	

The dimmer control may be operated from either a potentiometer or from an input signal of 1 – 10 Vdc. Two recommended implementations are provided below.



Implementation 1: Potentiometer control



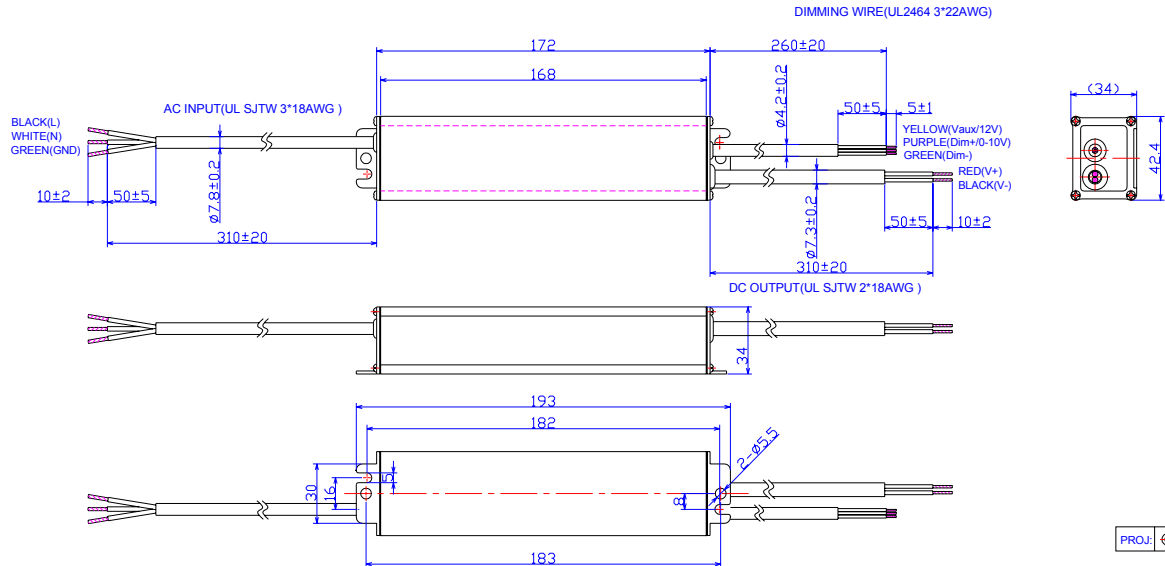
Implementation 2: DC input

Notes:

- The dimming voltage can be tuned down to less than 1V, and the output current will be decreased to about 20%Ir; but the connected LEDs may flicker. Keeping dimming voltage greater than 1V in application is strongly recommended.
- Do not connect the GND of dimming to the output; otherwise, the LED driver can not work normally.

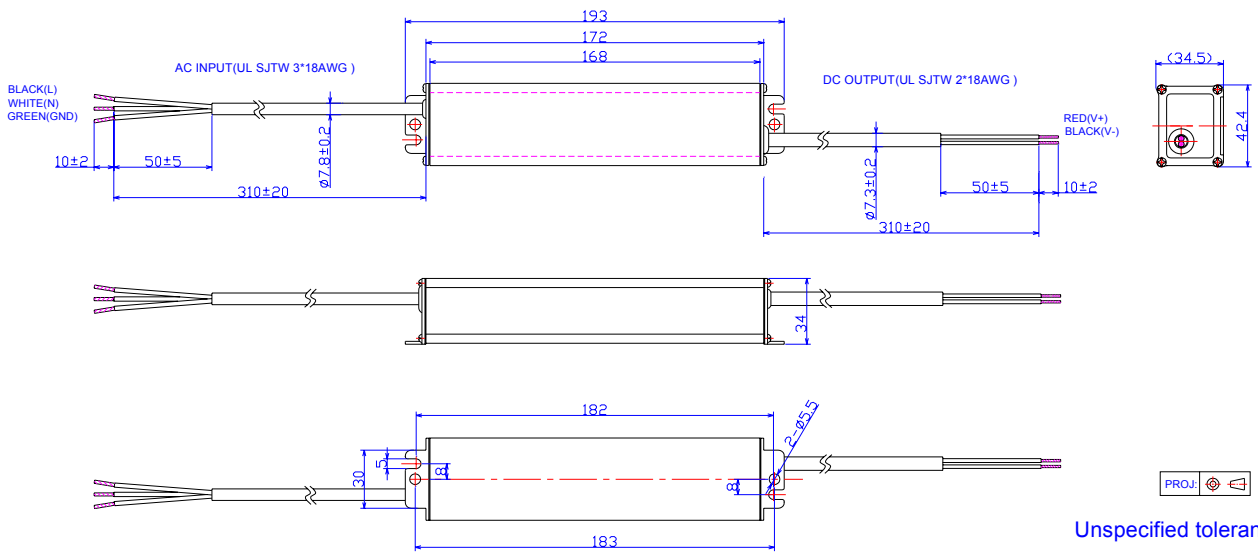
Mechanical Outline

EUC-050SxxxDT



Unspecified tolerance: ± 1

EUC-050SxxxST



Unspecified tolerance: ± 1

RoHS Compliance

Our products comply with the European Directive 2002/95/EC, calling for the elimination of lead and other hazardous substances from electronic products.

Revision Record

Change Date	Rev.	Description of Change						
		Item	From			To		
2009-12-08	A	Modify the PF value, no-load power dissipation, dimming range						
2010-01-12	B	Modify the derating curve and mechanical outline						
2010-04-12	C	Change the Power Factor	110Vac 0.99 220Vac 0.94			0.98 0.92		
		Add Leakage Current in Input Specifications	/			Max. 0.5 Ma At 277Vac 50Hz input		
		Change Inrush Current	20A			60A		
		Add No Load Output Voltage	/			The max. value of every model.		
		Change Ripple and Noise	Max. 25% V _O			The max. value of every model.		
		Change Turn-on Delay Time	Typ. Max. 110Vac 1.7S 2.0S 220Vac 0.7S 1.0S			Typ. Max. 2.5S 3.0S 1.5S 2.0S		
		Delete Output Overshoot / Undershoot	Max. 10%			/		
		Change Over Load Protection	Typ.: 1.25P _o			Typ.: 1.25 V _{max}		
		Delete part of the notes in Operating Temperature	Derating: 2% per °C from 55°C to 70°C.			/		
		Change the Max. Ambient Temperature in Derating Curve	+70 °C			+55 °C		
		Change linearity of dimming curve	/			/		
		Change the notes in Dimming Control	/			/		
2010-05-31	D	Add star rank for recommended models	/			☆: Popular model.		
2010-10-14	E	Change the notes in Dimming Control	/			/		
2011-1-10	F	Change popular models	/			/		
		Change No Load Output Voltage	Max. I _o = 450 Ma 122V			Max. 120V		
		Change Over Voltage Protection	Min.	Typ.	Max.	Min.	Typ.	Max.
		I _o = 4200 Ma	14V	16V	18V	16V	17V	18V
		I _o = 3330 Ma	18V	20V	22V	19V	20V	22V
		I _o = 2800 Ma	22V	24V	26V	23V	24V	26V
		I _o = 2100 Ma	30V	32V	34V	29V	30V	32V
		I _o = 1750 Ma	36V	38V	40V	34V	35V	37V
		I _o = 1400 Ma	40V	41V	42V	40V	42V	44V
		I _o = 1100 Ma	57V	58V	59V	52V	54V	56V
I _o = 700 Ma	92V	94V	96V	76V	78V	80V		
I _o = 450 Ma	141V	143V	145V	116V	118V	120V		
I _o = 350 Ma	183V	185V	187V	154V	156V	158V		
Add FCC Part15 Class B	/			FCC Part 15 Class B, ANSI C63.4: 2009.				
2011-12-28	G	580 Ma Model	/			Added		
2012-2-3	H	Parameter of Dimming Control	/			Changed		
2012-7-17	I	Max Case Temperature	/			Updated		
2012-7-30	J	Min Operating Temperature	-35°C			-40°C		
		Derating Curve	/			Updated		

Specifications are subject to changes without notice.

INVENTRONICS

Driving the Lighting Revolution

EUC-050SxxxDT(ST) *Rev. K*

2013-02-22	J	Dimming Notes	/	Updated
------------	---	---------------	---	---------

Specifications are subject to changes without notice.