


## Data sheet

Commercial Art.No.: 56.703.7355.5

Multi-tier terminal WKFN 2,5 E/35/NGL

Duo Feed-through terminal with tension spring connection for mounting on TS 35,  
nominal cross section: 2.5 mm<sup>2</sup>, width: 5 mm, color: red



Commercial Art.No.	56.703.7355.5
EAN	4015573747890
Order Unit	100

Certificates / Approvals



## Technical data

### General

Nominal cross section	2.5 mm <sup>2</sup>
Color	Red
Number of levels	2
Number of clamp positions per level	2
Width/grid dimension	5 mm
Insulating housing	PA666
Inflammability class of insulation material acc. with UL94	V0
Mounting method	DIN rail (top hat rail) 35/7.5 mm
Terminal blocks for electrical installations	yes
Type of component	Other

### Technical data

Rated voltage	500 V
Pollution degree	3
Closing plate required	yes
Type of insulation material	Thermoplastic
Length	82.2 mm

### Connection Data

Connection type 1	spring clamp connection
Connection type 2	spring clamp connection
Minimum cross section solid	0.14 mm <sup>2</sup>
Maximum cross section solid	4 mm <sup>2</sup>
Minimum cross section fine stranded	0.14 mm <sup>2</sup>
Maximum cross section fine stranded	2.5 mm <sup>2</sup>
Wire strip length	11 mm

### Technical Data UL/CSA

Cross section UL	22-12 AWG
Voltage UL	300 V
Cross section CSA	22-12 AWG
Voltage CSA	600 V
Current CSA	20 A

#### Classification

ECLASS 11	
ECLASS 8.1	27141127
ETIM 7.0	EC000903
ETIM 6.0	EC000903
ETIM 5.0	EC000903
ETIM 4.0	EC000903
ETIM 3.0	EC000903

#### Product compliance

REACH-SVHC conformity status	Compliant
------------------------------	-----------

#### Accessories

Commercial Art.No.:	Article-type description:	Description:
Z7.280.6327.0	Jumper bar IVBWKF 2,5- 3	Cross connector, insulated for DIN rail terminal blocks type WKF..., 3 - pole
Z7.280.6427.0	Jumper bar IVBWKF 2,5- 4	Cross connector, insulated for DIN rail terminal blocks type WKF..., 4 - pole
Z7.280.6527.0	Jumper bar IVBWKF 2,5- 5	Cross connector, insulated for DIN rail terminal blocks type WKF..., 5 - pole
Z7.280.6627.0	Jumper bar IVBWKF 2,5- 6	Cross connector, insulated for DIN rail terminal blocks type WKF..., 6 - pole
Z7.280.6727.0	Jumper bar IVBWKF 2,5- 7	Cross connector, insulated for DIN rail terminal blocks type WKF..., 7 - pole
Z7.280.6827.0	Jumper bar IVBWKF 2,5- 8	Cross connector, insulated for DIN rail terminal blocks type WKF..., 8 - pole
Z7.280.6927.0	Jumper bar IVBWKF 2,5- 9	Cross connector, insulated for DIN rail terminal blocks type WKF..., 9 - pole
Z7.280.7027.0	Jumper bar IVBWKF 2,5- 10	Cross connector, insulated for DIN rail terminal blocks type WKF..., 10 - pole
98.300.0000.0	Mounting rail TS 35x7,5 UNPERF - l:2000mm	Mounting rail TS 35, unslotted, size 7,5 mm, length 2 m, material steel. galv. zinc-plated and dichromated
98.300.1000.0	Mounting rail TS 35x7,5 PERF 15mm - l:2000mm	Mounting rail TS 35, slotted, size 7,5 mm, length 2 m, material steel. galv. zinc-plated and dichromated
98.300.1900.0	Mounting rail TS 35x7,5 PERF 25mm - l:2000mm	Mounting rail TS 35, slotted, size 7,5 mm, length 2 m, material steel. galv. zinc-plated and dichromated
98.360.0000.0	Mounting rail TS 35x15-2,3 UNPERF - l:2000mm	Mounting rail TS 35, unslotted, size 15 mm, length 2 m, material steel. galv. zinc-plated and dichromated
98.360.0004.0	Mounting rail TS 35x15-2,3 UNPERF FZN - l:2000mm	Mounting rail TS 35, unslotted, size 15 mm, length 2 m, material steel, hot galvanized
98.370.0000.0	Mounting rail TS 35x15 UNPERF - l:2000mm	Mounting rail TS 35, unslotted, size 15 mm, length 2 m, material steel. galv. zinc-plated and dichromated
98.370.1000.0	Mounting rail TS 35x15 PERF 15mm - l:2000mm	Mounting rail TS 35, slotted, size 15 mm, length 2 m, material steel. galv. zinc-plated and dichromated

98.380.0000.0	Mounting rail TS 35x15-2,3 UNPERF CU - l:2000mm	Mounting rail TS 35, unslotted, size 15 mm, length 2 m, material E copper
07.312.7355.0	End plate APFN 2,5 E/35	End plate for DIN rail terminal blocks type WKFN 2,5 E..., color: grey
07.312.7455.0	Partition TWFN 2,5 E/35	Partition for DIN rail terminal blocks type WKFN 2,5 E..., color: grey
Z7.280.6227.0	Jumper bar IVBWKF 2,5- 2	Cross connector, insulated for DIN rail terminal blocks type WKF..., 2 - pole
Z7.280.7127.0	Jumper bar IVBWKF 2,5- 11	Cross connector, insulated for DIN rail terminal blocks type WKF..., 11 - pole
Z7.280.7227.0	Jumper bar IVBWKF 2,5- 12	Cross connector, insulated for DIN rail terminal blocks type WKF..., 12 - pole
Z7.280.8027.0	Jumper bar IVBWKF 2,5- 20	Cross connector, insulated for DIN rail terminal blocks type WKF..., 20 - pole
98.300.1800.0	Mounting rail TS 35x7,5 PERF 18mm - l:2000mm	Mounting rail TS 35, slotted, size 7,5 mm, length 2 m, material steel. galv. zinc-plated and dichromated

These dimensions will be especially checked at delivery  
 Only inspection dimensions  
 With /E marked dimensions are only valid for internal use

Diese Maße werden bei Abnahme besonders geprüft  
 Ausschließliche Prüfmaße  
 Mit /E gekennzeichnete Maße sind nur für interne Zwecke gültig

ca. 7,5

55,95

48,45

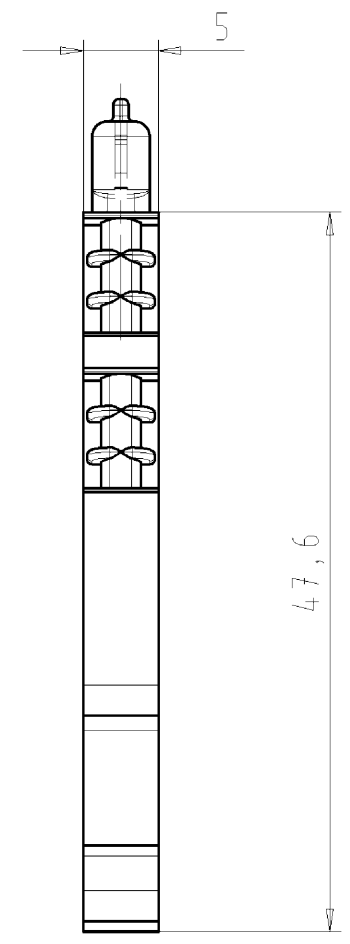
28,5

Hutschiene EN 60715-35x15  
 mounting rail EN 60715-35x15

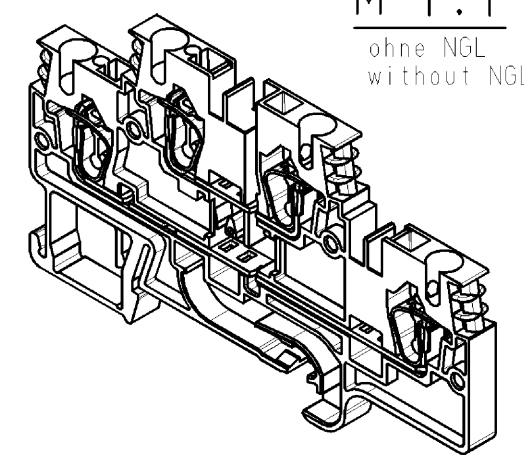
Hutschiene EN 60715-35x7,5  
 mounting rail EN 60715-35x7,5

82,2

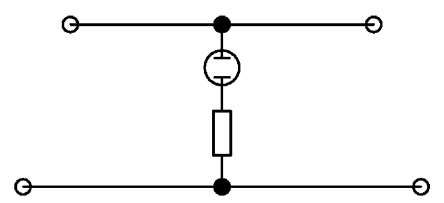
39,811



M 1:1  
 ohne NGL  
 without NGL



Schaltbild  
 wiring diagram



Weitere Daten siehe Katalog  
 further data see catalog

Tolerierung Size ISO 14405 (E) / Tolerance system Size ISO 14405 (E). (This ISO-standard describes the envelope principle. According to the envelope principle the deviations of form and parallelism are limited by the size tolerances).				ja/yes <input checked="" type="checkbox"/> Stoffverbots- und Deklarationsliste nach UU-TOM-05/03 ist einzuhalten. Conformity with Wieland document UU-TOM-05/03 (list of prohibited / declarable hazardous substances) to be declared!					
Freitoleranz nach General tolerance		DIN ISO 2768 - m		CAD - Zeichnung, keine manuellen Änderungen CAD - drawing, no manual modifications allowed		1. Verwendung: First Use: -		Blatt: 1 von 1 Sheet: of 1	
		Werkstoff/Material		2006 Tag/Date		Name		Zeichnung Nr./Drawing No.	
		-		20.10.		Schmitt J.		56.703.7355.5 01K c	
		Maßstab/Scale		gezeichnet drawn		geprüft checked		Index	
		2:1		-		-		Maße in mm/Dimensions are in mm	
		Normgepr. Stand. check		-		-			
c		08.11.2012/		Vol.		- mm <sup>3</sup> Ofl./Surf.		Ersatz für/Replacement for: -	
b		02.10.2012/							
a		23.05.2012/							
Index		Datum / Blatt Date / Sheet		wieland		Type		Benennung/Tittle	
Änderung/Revision				Elektrische Verbindungen		WKFN 2,5 E/35 NGL		ETAGENKLEMME mit Neonglimmlampe/with neon glow lamp 110-500V Multi-tier terminal block	

Weitergabe sowie Vervielfältigung dieses Dokuments, Verwertung und Mitteilung seines Inhalts sind verboten, soweit nicht ausdrücklich gestattet. Die Reproduktion, Distribution und Nutzung dieses Dokuments sowie die Kommunikation der Inhalte mit anderen ohne ausdrückliche Genehmigung ist untersagt.

567037355501K\_2 CADW2035\_treschan 2012-11-08T13:28:00 1.000