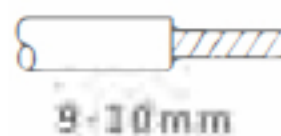


DF系列

常规款
Regular

接线范围
0.08-4.0mm²(硬线)
0.08-2.5mm²(软线)

额定电压/电流
250V/32A



手掰键
(便于快速紧固接线)

螺丝安装孔
(便于端子的固定安装)

进线孔
(软硬线均可)



出线孔
(方便理线)



通行标准



阻燃耐燃



人体零设计




安装便捷

实景应用


Real application

一进两出 >>>


一进三出 >>>




DF-42



DF-62



DF-63



DF-93