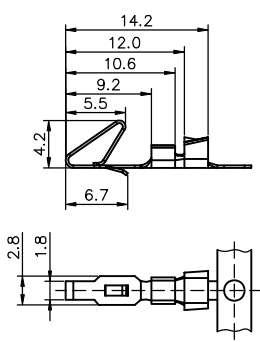


1 2 3 4 5 6 7 8

REV.	DESCRIPTION	DRAWN	CHECKED	APPROVED
A	NEW RELEASE	LL 12/04/06		LJC 12/04/06
B	Change Dimension	Andy_H 17/04/06		LJC 17/04/06

Female Terminal



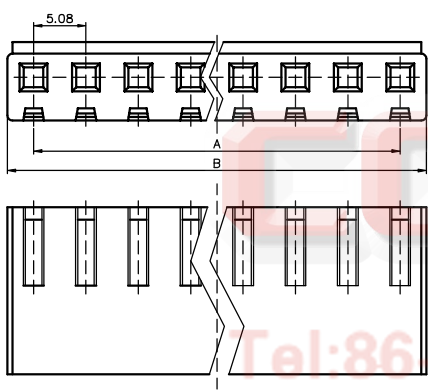
Female Terminal

Wire Range		O.D of Wire
Section Area (mm ²)	AWG#	mm
0.2~0.75	24~18	1.3~2.8

NOTES:

- MAIN SPECIFICATIONS
 - Housing material: NYLON 66
 - Wire range: AWG#24~#18
 - Rated voltage: 250V
 - Rated current: 3A
 - Contact resistance: ≤ 30mΩ
 - Insulation resistance: ≥ 1000MΩ
 - Withstanding voltage: 500V, AC 1 minute
 - Temperature range: -25 ~ +85°C
 - Recommend PC board thickness: 1.6mm

Female Housing

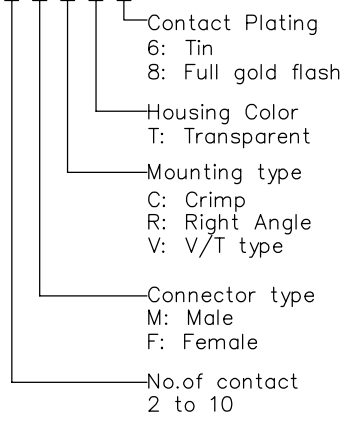


Female Housing

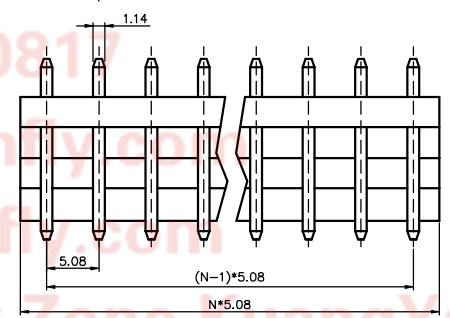
Position	Dimension	
	A	B
2	5.08	10.16
3	10.16	15.24
4	15.24	20.32
5	20.32	25.40
6	25.40	30.48
7	30.48	35.56
8	35.58	40.64
9	40.64	45.72
10	45.72	50.80

2. PRODUCT NUMBER CODE:

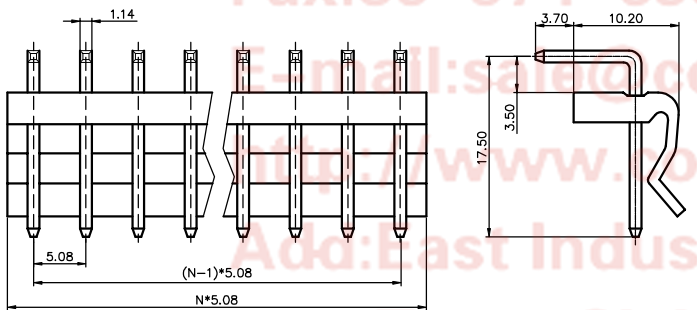
DS1074 - X X X X X



Male V/T TYPE



Male Right Angle



N: No. of contacts

GENERAL TOLERANCE		ANGLE TOLERANCE	
X.	±0.60	X.	±5°
.X	±0.38	.X	±3°
.XX	±0.25	.XX	±2°

PROJECTION	TITLE
	P.C.B CONNECTOR PITCH 5.08mm
UNITS	mm
SHEET SIZE	A4
SERIES	DS1074

DRAWING TYPE	CUSTOMER
SCALE	1:1 SHEET 1 OF 1
DRAWING NO.	C-DS1074-XXXXX-A

晨翔电子有限公司
CONNFLY CONNFLY ELECTRONIC CO. LTD

1 2 3 4 5 6 7 8