

P/N: KPBD-3224SGNC

SUPER BRIGHTGREEN  
PURE ORANGE

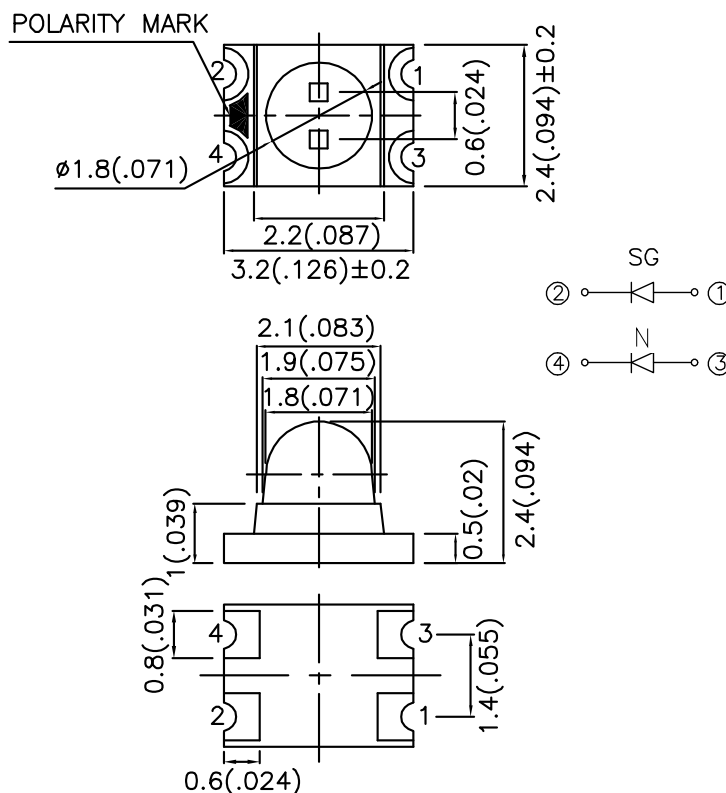
### Features

- 3.2x2.4mm SMT LED, 2.4mm THICKNESS.
- LOW POWER CONSUMPTION.
- IDEAL FOR BACKLIGHT AND INDICATOR.
- VARIOUS COLORS AND LENS TYPES AVAILABLE.
- PACKAGE : 1500PCS / REEL.
- RoHS COMPLIANT.

### Description

The Super Bright Green source color devices are made with Gallium Phosphide Green Light Emitting Diode.  
The Pure Orange source color devices are made with Gallium Arsenide Phosphide on Gallium Phosphide Pure Orange Light Emitting Diode.

### Package Dimensions



#### Notes:

1. All dimensions are in millimeters (inches).
2. Tolerance is  $\pm 0.1 (0.004)$  unless otherwise noted.
3. Specifications are subject to change without notice.

## Selection Guide

Part No.	Dice	Lens Type	Iv (mcd) @ 20mA		Viewing Angle
			Min.	Typ.	θ1/2
KPBD-3224SGNC	SUPER BRIGHT GREEN (GaP)	WATER CLEAR	10	40	20°
	PURE ORANGE (GaAsP/GaP)		10	30	

Note:

1. θ1/2 is the angle from optical centerline where the luminous intensity is 1/2 the optical centerline value.

## Electrical / Optical Characteristics at TA=25°C

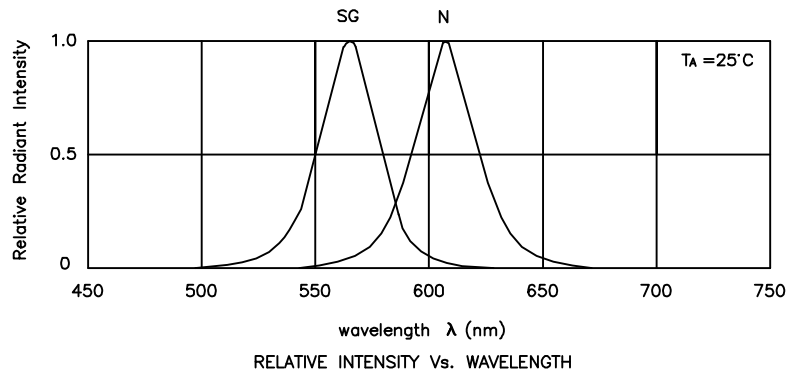
Symbol	Parameter	Device	Typ.	Max.	Units	Test Conditions
λpeak	Peak Wavelength	Super Bright Green Pure Orange	565 607		nm	IF=20mA
λD	Dominant Wavelength	Super Bright Green Pure Orange	568 610		nm	IF=20mA
Δλ.1/2	Spectral Line Half-width	Super Bright Green Pure Orange	30 35		nm	IF=20mA
C	Capacitance	Super Bright Green Pure Orange	15 15		pF	VF=0V;f=1MHz
VF	Forward Voltage	Super Bright Green Pure Orange	2.2 2.05	2.5 2.5	V	IF=20mA
IR	Reverse Current	Super Bright Green Pure Orange		10 10	uA	VR= 5V

## Absolute Maximum Ratings at TA=25°C

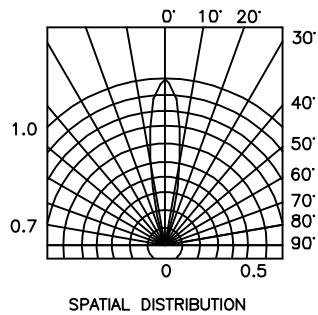
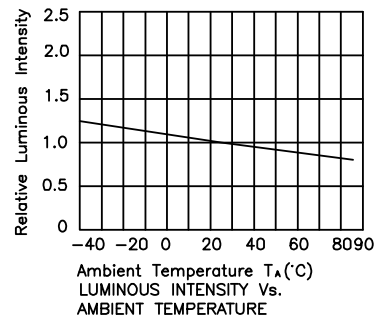
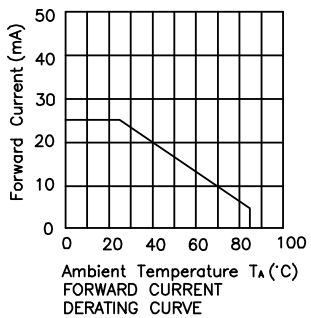
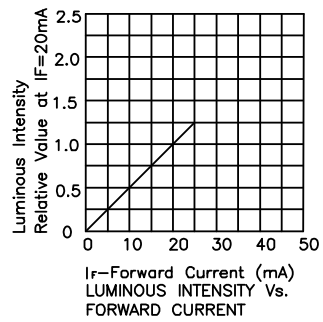
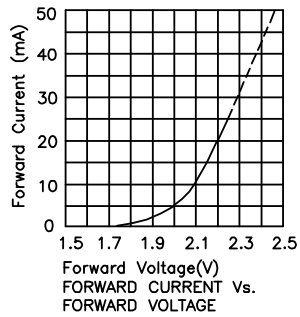
Parameter	Super Bright Green	Pure Orange	Units
Power dissipation [2]	105	105	mW
DC Forward Current	25	25	mA
Peak Forward Current [1]	140	145	mA
Reverse Voltage	5		V
Operating / Storage Temperature	-40°C To +85°C		

Note:

1. 1/10 Duty Cycle, 0.1ms Pulse Width.

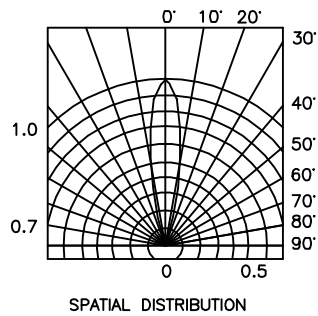
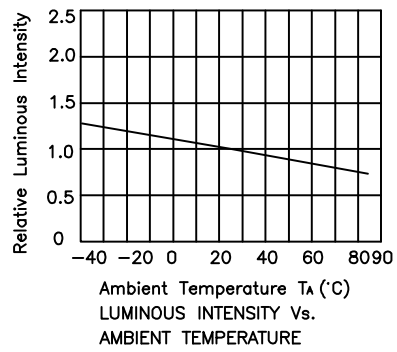
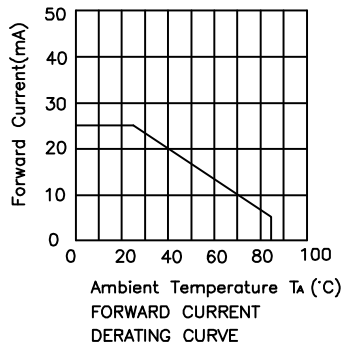
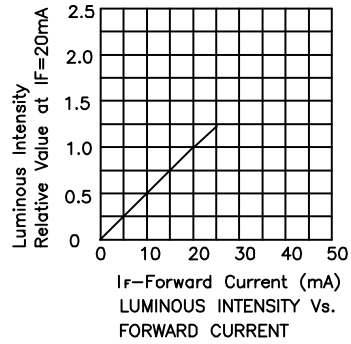
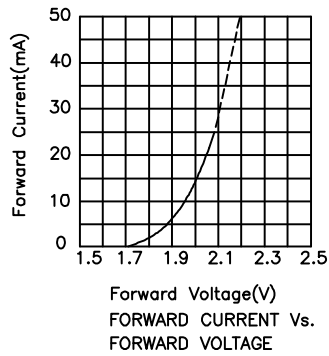


## KPBD-3224SGNC Super Bright Green



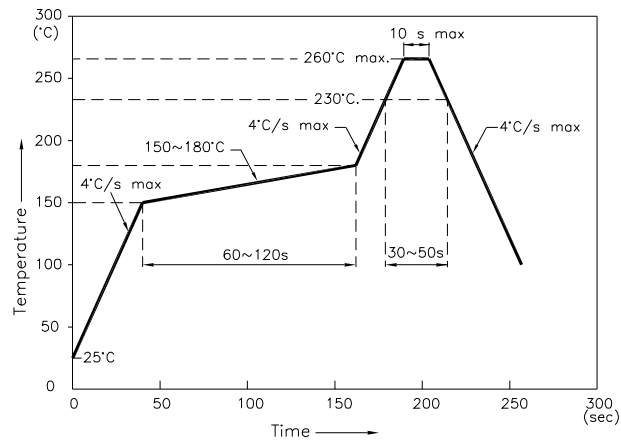
# Kingbright

## Pure Orange



## KPBD-3224SGNC

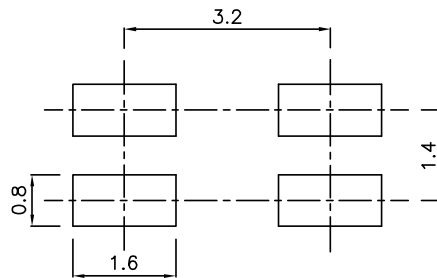
Reflow Soldering Profile For Lead-free SMT Process.



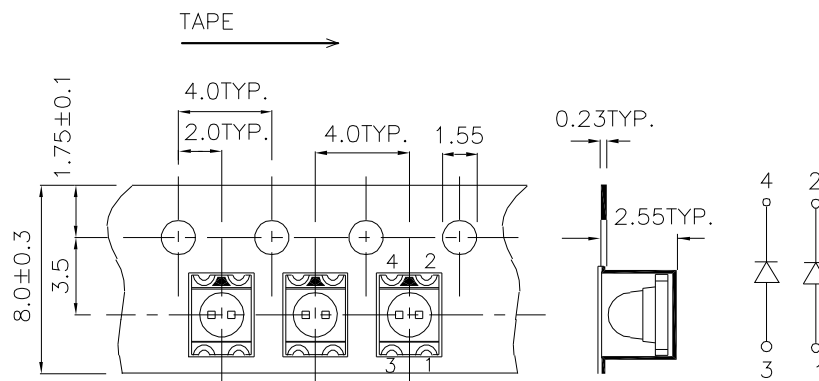
NOTES:

1. We recommend the reflow temperature 245°C(+/-5°C). The maximum soldering temperature should be limited to 260°C.
2. Don't cause stress to the epoxy resin while it is exposed to high temperature.
3. Number of reflow process shall be 2 times or less.

### Recommended Soldering Pattern (Units : mm)



### Tape Specifications (Units : mm)



Remarks:

If special sorting is required (e.g. binning based on forward voltage, luminous intensity/ luminous flux or wavelength), the typical accuracy of the sorting process is as follows:

1. Wavelength: +/-1nm
2. Luminous Intensity/ luminous flux: +/-15%
3. Forward Voltage: +/-0.1V

Note: Accuracy may depend on the sorting parameters.