

High-Voltage Rectifier Diodes

| Parameter Type No. | Absolute Maximum Ratings | | | | | Electrical Characteristics (Ta=25°C) | | | | | | | Others | | | | | | | | | | | | | |
|-----------------------|--------------------------|--|---|------------------------|--------------------------|--------------------------------------|------------------------|--|--|---|----------|------|-------------|------|--------------------|--|----------------|---|-----|----|-----------------------------|---|---|-----|---|-----------------------|
| | V _{RM} (kV) | I _{F(AV)} (mA) | I _{FSM} (A) 50Hz Half-cycle Sinewave Single Shot | T _c (°C) | T _{stg} (°C) | V _F (V) | | I _R (μA) V _R =V _{RM} max | I _{R(H)} (μA) V _R =V _{RM} Ta=100°C max | t _{rr} (μs) | | | Mass (g) | Fig. | Remarks | | | | | | | | | | | |
| | | | | | | max | I _F (mA) | | | I _F /I _{RP} (mA) | Ta=100°C | | | | | | | | | | | | | | | |
| SHV-02 | 2 | 2.0 TV high voltage rectifier Capacitive load | 0.3 | 100 | -40 to +120 | 16 | 10 | 1 | 3 | 0.18 | 10/10 | — | 0.13 | Ⓐ | For general FBT | | | | | | | | | | | |
| SHV-03S | 3 | | | | | 40 | | | | | | | | | | | | | | | | | | | | |
| SHV-03 | 3 | | | | | 45 | | | | | | | | | | | | | | | | | | | | |
| SHV-10 | 10 | | | | | 55 | | | | | | | | | | | | | | | | | | | | |
| SHV-12 | 12 | | | | | 60 | | | | | | | | | | | | | | | | | | | | |
| SHV-14 | 14 | | | | | 75 | | | | | | | | | | | | | | | | | | | | |
| SHV-16 | 16 | | 0.5 | 100 | -40 to +120 | 24 | 10 | 1 | 3 | 0.15 | 10/10 | 0.20 | 0.33 | Ⓔ | | | | | | | | | | | | |
| SHV-20 | 20 | | | | | 30 | | | | | | | | | | | | | | | | | | | | |
| SHV-24 | 24 | | | | | 38 | | | | | | | | | | | | | | | | | | | | |
| SHV-06EN | 6 | | | | | 45 | | | | | | | | | | | | | | | | | | | | |
| SHV-08EN | 8 | | | | | 30 | | | | | | | | | | | | | | | | | | | | |
| SHV-10EN | 10 | | | | | 38 | | | | | | | | | | | | | | | | | | | | |
| SHV-12EN | 12 | | 45 | | | | | | | | | | | | | | | | | | | | | | | |
| SHV-08DN | 8 | | 0.5 | 100 | -40 to +120 | 30 | 10 | 1 | 3 | 0.15 | 10/10 | 0.20 | 0.17 | Ⓒ | | For high- frequency layer-built FBT | | | | | | | | | | |
| SHV-10DN | 10 | 38 | | | | | | | | | | | | | | | | | | | | | | | | |
| SHV-12DN | 12 | 45 | | | | | | | | | | | | | | | | | | | | | | | | |
| HVR-1X-40B | 9 | 350 | | | | 20 | | | | | | | | | 60 (Ta) | | -40 to +130 | 9 | 350 | 10 | V _Z =9.5 to 15kV | — | — | 2.5 | Ⓖ | For Microwave Oven |
| UX-F0B | 8 | | | | | | | | | | | | | | | | | | | | | | | | | |

| Type No. | External Dimensions (Unit: mm) | Marking (Cathode Mark) | |
|----------|-----------------------------------|------------------------|-------|
| | | Pattern | Color |
| SHV-02 | Fig. Ⓐ | | White |
| SHV-03S | | | Red |
| SHV-03 | Fig. Ⓑ | | White |
| SHV-06EN | Fig. Ⓒ | | White |
| SHV-08EN | | | White |
| SHV-08DN | | | Red |
| SHV-10EN | Fig. Ⓓ | | White |
| SHV-10DN | | | Red |
| SHV-12EN | | | White |
| SHV-12DN | | | Red |

| Type No. | External Dimensions (Unit: mm) | Marking (Cathode Mark) | |
|----------|-----------------------------------|------------------------|-------|
| | | Pattern | Color |
| SHV-10 | Fig. ㉔ | | White |
| SHV-12 | | | |
| SHV-14 | | | |
| SHV-16 | Fig. ㉕ | | White |
| SHV-20 | | | |
| SHV-24 | | | |

- The SHV series of diodes have been miniaturized by resin on the assumption for remolding. Measures against creeping discharge and humidity stress must be taken when using these diodes.
- The taping specifications of the SHV series differ from ordinary diodes. (P.10)

SHV series

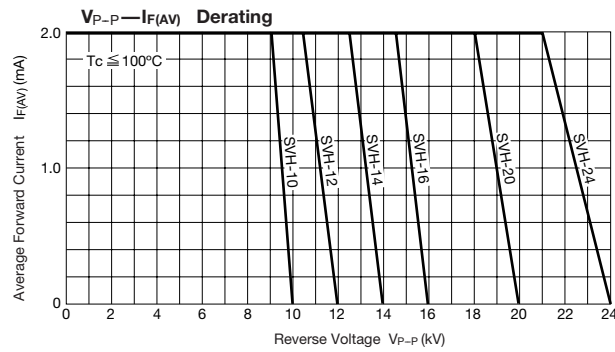


Fig. ㉔

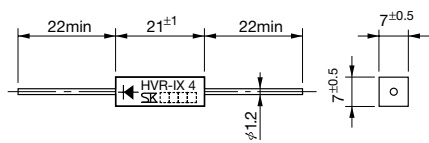
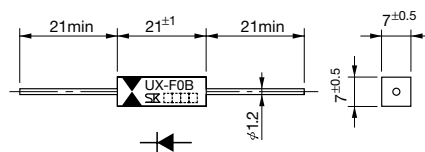


Fig. ㉕



This datasheet has been downloaded from:

www.DatasheetCatalog.com

Datasheets for electronic components.