


Data sheet

Commercial Art.No.: 56.703.0055.9

Feed-through terminal WKFN 2,5 /35 ORANGE

Feed-through terminal with tension spring connection for mounting on TS 35, nominal cross section: 2.5 mm², Width: 5 mm, Color: orange



| | |
|--------------------|---------------|
| Commercial Art.No. | 56.703.0055.9 |
| EAN | 4015573982185 |
| Order Unit | 100 |

Certificates / Approvals



CAN-Ex



PTB



USA-Ex



Technical data

General

| | |
|--|-----------------------------------|
| Nominal cross section | 2.5 mm ² |
| Width/grid dimension | 5 mm |
| Insulating housing | PA666 |
| Inflammability class of insulation material acc. with UL94 | V0 |
| Mounting method | DIN rail (top hat rail) 35/7.5 mm |
| Terminal blocks for electrical installations | yes |

Technical data

| | |
|-----------------------------|---------------|
| Rated current | 24 A |
| Rated voltage | 800 V |
| Rated impulse voltage | 8 kV |
| Pollution degree | 3 |
| Closing plate required | yes |
| Type of insulation material | Thermoplastic |

Connection Data

| | |
|-------------------------------------|-------------------------|
| Connection type 1 | spring clamp connection |
| Connection type 2 | spring clamp connection |
| Minimum cross section solid | 0.13 mm ² |
| Maximum cross section solid | 4 mm ² |
| Minimum cross section fine stranded | 0.13 mm ² |
| Maximum cross section fine stranded | 2.5 mm ² |

| | |
|-------------------|-------|
| Wire strip length | 11 mm |
|-------------------|-------|

Technical Data UL/CSA

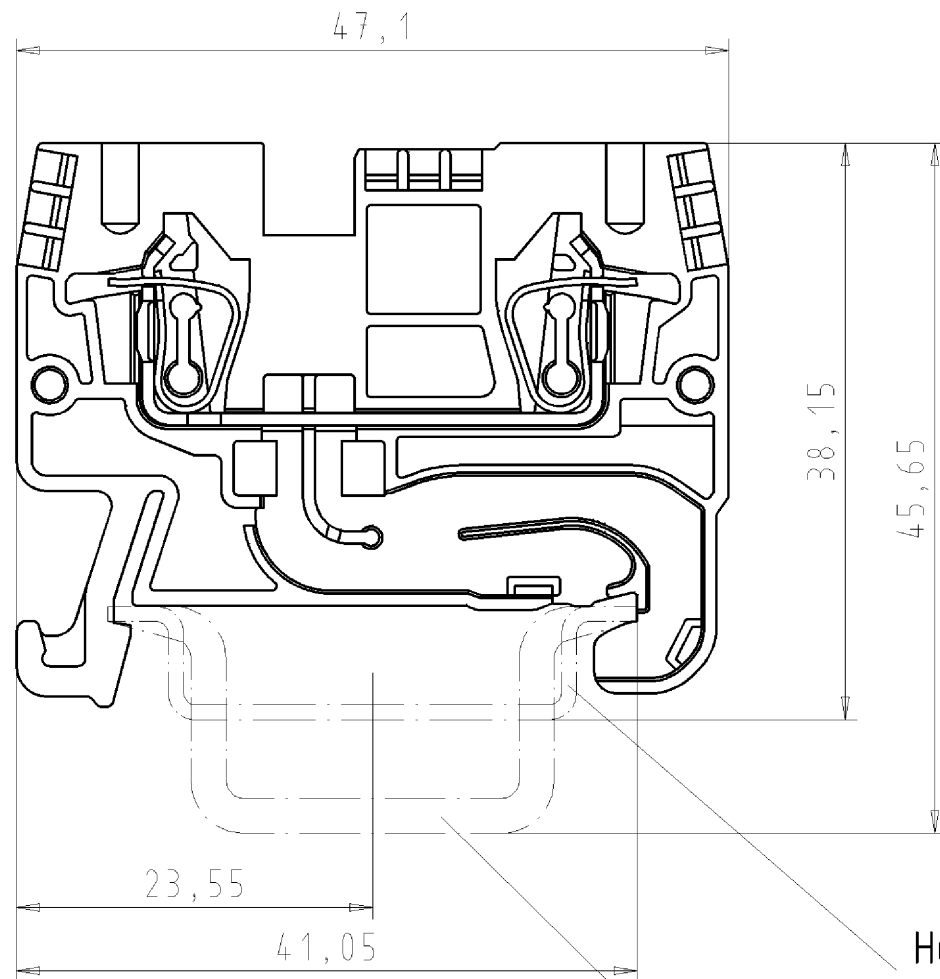
| | |
|-------------------|-----------|
| Cross section CSA | 24-12 AWG |
| Voltage CSA | 600 V |
| Current CSA | 24 A |

Classification

| | |
|------------|----------|
| ECLASS 11 | |
| ECLASS 8.1 | 27141120 |
| ETIM 7.0 | EC000897 |
| ETIM 6.0 | EC000897 |
| ETIM 5.0 | EC000897 |
| ETIM 4.0 | EC000897 |

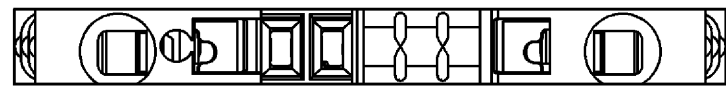
Product compliance

| | |
|------------------------------|-----------|
| ROHS conformity status | Compliant |
| REACH-SVHC conformity status | Compliant |



Hutschiene EN 60715-35x7,5
mounting rail EN 60715-35x7,5

Hutschiene EN 60715-35x15
mounting rail EN 60715-35x15



Weitere Daten siehe Katalog
further data see catalog

a

| Teile - Nr. part-no. | Farbe colour | Typ type |
|-------------------------|-------------------------|-----------------|
| 56.703.0055.0 | grau/grey | WKFN 2,5 /35 |
| 56.703.0055.1 | schwarz/black | WKFN 2,5 /35 SW |
| 56.703.0055.2 | weiß/white | WKFN 2,5 /35 WS |
| 56.703.0055.3 | schiefergrau/slate grey | WKFN 2,5 /35 GR |
| 56.703.0055.4 | braun/brown | WKFN 2,5 /35 BR |
| 56.703.0055.5 | rot/red | WKFN 2,5 /35 RT |
| 56.703.0055.6 | blau/blue | WKFN 2,5 /35 BL |
| 56.703.0055.7 | grün/green | WKFN 2,5 /35 GN |
| 56.703.0055.8 | gelb/yellow | WKFN 2,5 /35 GE |
| 56.703.0055.9 | orange/orange | WKFN 2,5 /35 OR |

| | | | |
|--|---|---|-------------------------------|
| Tolerierung nach DIN 7167/Tolerance system acc. to DIN 7167. (This DIN-standard describes the envelope principle. According to the envelope principle the deviations of form and parallelism are limited by the size tolerances). | | ja/yes <input checked="" type="checkbox"/> Stoffverbots- und Deklarationsliste nach UU-TQM-05/03 ist einzuhalten. Conformity with Wieland document UU-TQM-05/03 (list of prohibited / declarable hazardous substances) to be declared! | |
| Freitoleranz nach General tolerance | - | CAD - Zeichnung, keine manuellen Änderungen CAD - drawing, no manual modifications allowed | 1. Verwendung: First Use: |
| | | | Blatt: 1 von 1 Sheet: of 1 |
| | Werkstoff/Material | 2003 Tag/Date | Name |
| | | gezeichnet drawn | 15.05. Lunz S. |
| | Maßstab/Scale | geprüft checked | |
| | 2:1 | Normgepr. Stand. check | |
| | Vol. mm ³ Ofl./Surf. mm ² | Ersatz für/Replacement for: - | |
| | | Type | Benennung/Title |
| a | 22.08.2007/ | Typ | DURCHGANGSKLEMME |
| Index | Datum / Blatt Date / Sheet | Typ siehe Tabelle | terminals |
| Änderung/Revision | | | |

These dimensions will be especially checked at delivery
Only inspection dimensions
With /E marked dimensions are only valid for internal use

Diese Maße werden bei Abnahme besonders geprüft
Ausschließlich Prüfmaße
Mit /E gekennzeichnete Maße sind nur für interne Zwecke gültig

Weitergabe sowie Vervielfältigung dieses Dokuments, Verwertung und Mitteilung seines Inhalts sind verboten, soweit nicht ausdrücklich gestattet.
The reproduction, distribution and utilization of this document as well as the communication of its contents to others without express authorization is prohibited.

567030055001K_4_CADW1044_treschan.2007-08-24T08:47:03 1.000