


Data sheet

Commercial Art.No.: 37.702.8553.0

Initiator terminal WKF 1.5 KOI 3L/SL-PGE

Initiator terminal with tension spring connection for mounting on TS 35, nominal cross section: 1.5 mm², width: 5 mm, color: black



Commercial Art.No.	37.702.8553.0
EAN	4015573550742
Order Unit	50

Certificates / Approvals



Technical data

General

Nominal cross section	1.5 mm ²
Color	black
Number of levels	4
Number of clamp positions per level	1
Width/grid dimension	5 mm
Insulating housing	PA666
Inflammability class of insulation material acc. with UL94	V2
Mounting method	DIN rail (top hat rail) 35/7.5 mm
Terminal blocks for electrical installations	yes

Technical data

Rated current	10 A
Rated voltage	24 V
Closing plate required	yes
Type of insulation material	Thermoplastic
Length	71 mm

Connection Data

Connection type 1	spring clamp connection
Connection type 2	spring clamp connection
Minimum cross section solid	0.14 mm ²
Maximum cross section solid	1.5 mm ²
Minimum cross section fine stranded	0.14 mm ²
Maximum cross section fine stranded	1.5 mm ²
Wire strip length	10 mm

Technical Data UL/CSA

Cross section UL	28-16 AWG
------------------	-----------

Voltage UL	65 V
Current factory wiring	10 A
Current field wiring	10 A
Cross section CSA	28-16 AWG
Voltage CSA	24 V
Current CSA	10 A

Note

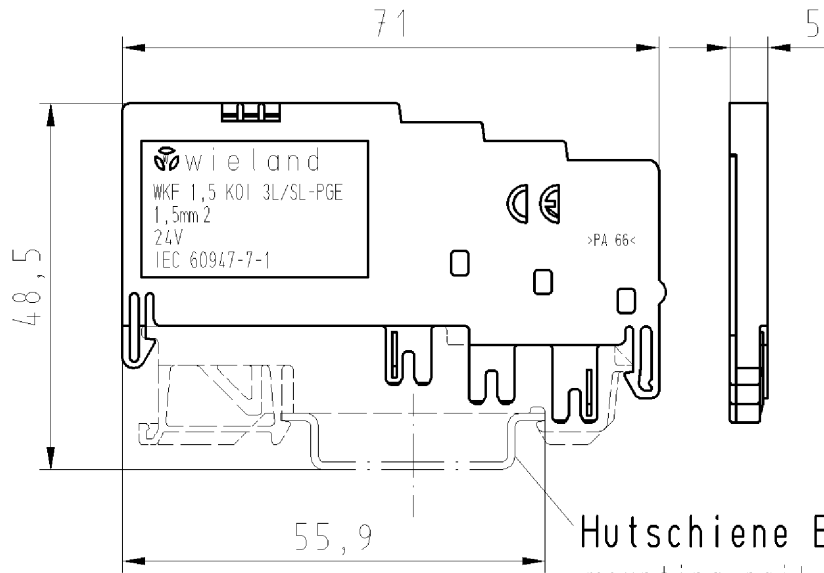
Display	Other
Power supply function	No

Classification

ECLASS 11	
ECLASS 8.1	27141128
ETIM 7.0	EC000900
ETIM 6.0	EC000900
ETIM 5.0	EC000900
ETIM 4.0	EC000900
ETIM 3.0	EC000900

Product compliance

ROHS conformity status	Compliant
REACH-SVHC conformity status	Compliant



Weitergabe sowie Vervielfältigung dieses Dokuments, Verwertung und Mitteilung seines Inhalts sind verboten, soweit nicht ausdrücklich gestattet. The reproduction, distribution and utilization of this document as well as the communication of its contents to others without express authorization is prohibited.

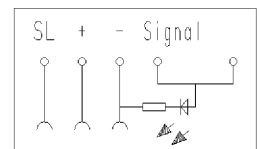
gelbe/yellow LED



blau/blue

rot/red

grün/green



Weitere Daten siehe Katalog
further data see catalog

Freitoleranz nach		CAD - Zeichnung, keine manuellen Änderungen			1. Verwendung: -		Bl.: 1 von 1		
	/	Maßstab 1:1	Werkstoff und Oberfläche:		2003	Tag	Name	Zeichnung Nr. 37.702.8553.0 01K	Index
	/				Entworfen	14.05.	Schmitt J.		
	/				Gepüft	-	-		
	/	Vol.	mm²	Offl.	mm²	Normgepr.	-	-	Ersatz für: -
	/		wieland		WKF 1,5		Benennung		
Buchstabe	Datum / Blatt				KOI 3L		INITIATORENKLEMME		
Änderung		Elektrische Verbindungen		SL-PGE		sensor terminal			

377028553001K_4-CADW100 Schmitt 16.05.2003 08:30:43 1.000