


Data sheet

Commercial Art.No.: 56.703.9055.0

Earth terminal WKFN 2,5 SL/35

Ground terminal with tension spring connection for mounting on TS 35, nominal cross section: 2.5 mm², width: 5 mm, color: Green-yellow



| | |
|--------------------|---------------|
| Commercial Art.No. | 56.703.9055.0 |
| EAN | 4015573718333 |
| Order Unit | 100 |

Certificates / Approvals



CAN-EX



PTB



USA-EX



Technical data

General

| | |
|--|-----------------------------------|
| Nominal cross section | 2.5 mm ² |
| Color | Green/yellow |
| Number of levels | 1 |
| Number of clamp positions per level | 2 |
| Width/grid dimension | 5 mm |
| Insulating housing | PA666 |
| Inflammability class of insulation material acc. with UL94 | V0 |
| Explosion-tested version "Ex e" | yes |
| Mounting method | DIN rail (top hat rail) 35/7.5 mm |
| Terminal blocks for electrical installations | yes |

Technical data

| | |
|-----------------------------|---------------|
| Rated voltage | 800 V |
| Rated impulse voltage | 8 kV |
| Pollution degree | 3 |
| Closing plate required | yes |
| Type of insulation material | Thermoplastic |
| Length | 47.1 mm |

Connection Data

| | |
|-----------------------------|-------------------------|
| Connection type 1 | spring clamp connection |
| Connection type 2 | spring clamp connection |
| Minimum cross section solid | 0.13 mm ² |
| Maximum cross section solid | 4 mm ² |

| | |
|-------------------------------------|----------------------|
| Minimum cross section fine stranded | 0.13 mm ² |
| Maximum cross section fine stranded | 2.5 mm ² |
| Wire strip length | 11 mm |

Technical Data UL/CSA

| | |
|-------------------|-----------|
| Cross section UL | 22-12 AWG |
| Voltage UL | 600 V |
| Cross section CSA | 24-12 AWG |
| Voltage CSA | 600 V |

Classification

| | |
|------------|----------|
| ECLASS 11 | |
| ECLASS 8.1 | 27141141 |
| ETIM 7.0 | EC000901 |
| ETIM 6.0 | EC000901 |
| ETIM 5.0 | EC000901 |
| ETIM 4.0 | EC000901 |
| ETIM 3.0 | EC000901 |

Product compliance

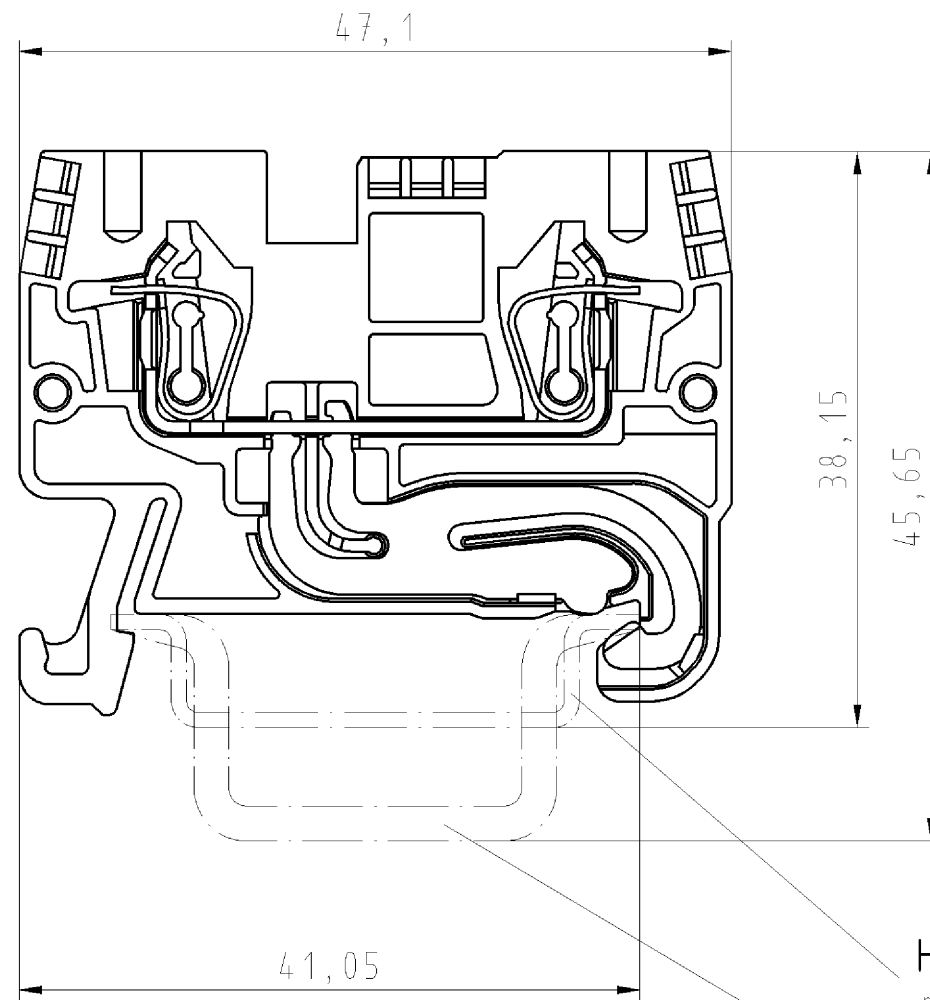
| | |
|------------------------------|-----------|
| ROHS conformity status | Compliant |
| REACH-SVHC conformity status | Compliant |

Accessories

| Commercial Art.No.: | Article-type description: | Description: |
|---------------------|--|--|
| 98.300.0000.0 | Mounting rail TS 35x7,5 UNPERF - l:2000mm | Mounting rail TS 35, unslotted, size 7,5 mm, length 2 m, material steel. galv. zinc-plated and dichromated |
| 98.300.1000.0 | Mounting rail TS 35x7,5 PERF 15mm - l:2000mm | Mounting rail TS 35, slotted, size 7,5 mm, length 2 m, material steel. galv. zinc-plated and dichromated |
| 98.300.1900.0 | Mounting rail TS 35x7,5 PERF 25mm - l:2000mm | Mounting rail TS 35, slotted, size 7,5 mm, length 2 m, material steel. galv. zinc-plated and dichromated |
| 98.360.0000.0 | Mounting rail TS 35x15-2,3 UNPERF - l:2000mm | Mounting rail TS 35, unslotted, size 15 mm, length 2 m, material steel. galv. zinc-plated and dichromated |
| 98.360.0004.0 | Mounting rail TS 35x15-2,3 UNPERF FZN - l:2000mm | Mounting rail TS 35, unslotted, size 15 mm, length 2 m, material steel, hot galvanized |
| 98.370.0000.0 | Mounting rail TS 35x15 UNPERF - l:2000mm | Mounting rail TS 35, unslotted, size 15 mm, length 2 m, material steel. galv. zinc-plated and dichromated |
| 98.370.1000.0 | Mounting rail TS 35x15 PERF 15mm - l:2000mm | Mounting rail TS 35, slotted, size 15 mm, length 2 m, material steel. galv. zinc-plated and dichromated |
| 98.380.0000.0 | Mounting rail TS 35x15-2,3 UNPERF CU - l:2000mm | Mounting rail TS 35, unslotted, size 15 mm, length 2 m, material E copper |
| 04.343.8353.8 | Warning cover ADF.../4 GELB | Cover with warning symbol for DIN rail terminal blocks type WKF ... |
| Z7.280.6227.0 | Jumper bar IVBWKF 2,5- 2 | Cross connector, insulated for DIN rail terminal blocks type WKF..., 2 - pole |
| Z7.280.6327.0 | Jumper bar IVBWKF 2,5- 3 | Cross connector, insulated for DIN rail terminal blocks type WKF..., 3 - pole |
| Z7.280.6427.0 | Jumper bar IVBWKF 2,5- 4 | Cross connector, insulated for DIN rail terminal blocks type WKF..., 4 - pole |
| Z7.280.6527.0 | Jumper bar IVBWKF 2,5- 5 | Cross connector, insulated for DIN rail terminal blocks type WKF..., 5 - pole |

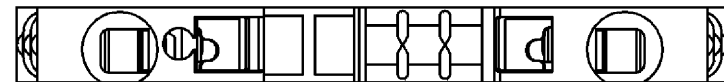
| | | |
|---------------|--|--|
| Z7.280.6627.0 | Jumper bar IVBWKF 2,5- 6 | Cross connector, insulated for DIN rail terminal blocks type WKF..., 6 - pole |
| Z7.280.6727.0 | Jumper bar IVBWKF 2,5- 7 | Cross connector, insulated for DIN rail terminal blocks type WKF..., 7 - pole |
| Z7.280.6827.0 | Jumper bar IVBWKF 2,5- 8 | Cross connector, insulated for DIN rail terminal blocks type WKF..., 8 - pole |
| Z7.280.6927.0 | Jumper bar IVBWKF 2,5- 9 | Cross connector, insulated for DIN rail terminal blocks type WKF..., 9 - pole |
| Z7.280.7027.0 | Jumper bar IVBWKF 2,5- 10 | Cross connector, insulated for DIN rail terminal blocks type WKF..., 10 - pole |
| Z7.280.7127.0 | Jumper bar IVBWKF 2,5- 11 | Cross connector, insulated for DIN rail terminal blocks type WKF..., 11 - pole |
| Z7.280.7227.0 | Jumper bar IVBWKF 2,5- 12 | Cross connector, insulated for DIN rail terminal blocks type WKF..., 12 - pole |
| Z7.280.8027.0 | Jumper bar IVBWKF 2,5- 20 | Cross connector, insulated for DIN rail terminal blocks type WKF..., 20 - pole |
| 98.300.1800.0 | Mounting rail TS 35x7,5 PERF 18mm - l:2000mm | Mounting rail TS 35, slotted, size 7,5 mm, length 2 m, material steel. galv. zinc-plated and dichromated |
| 07.312.6755.0 | End plate APFN 2,5 /35 | End plate for DIN rail terminal blocks type WKFN 2,5..., color: grey |
| 07.312.6855.0 | Partition TWFN 2,5 /35 | Partition for DIN rail terminal blocks type WKFN 2,5..., color: grey |
| 05.564.3755.0 | Wire entry guides LEL 2,5/1 white | Wire entry guides for wires with a nominal cross section of 0.13mm ² -0.20mm ² , color: white |
| 05.564.3855.0 | Wire entry guides LEL 2,5/1 gray | Wire entry guides for wires with a nominal cross section of 0.25mm ² -0.5mm ² , color: grey |
| 05.564.3955.0 | Wire entry guides LEL 2,5/1 black | Wire entry guides for wires with a nominal cross section of 0.75mm ² -1.0mm ² , color: black |
| 04.242.5053.0 | Marking tag strips 9705 A / 5 / 10 | Marking tag strips for DIN rail terminal blocks type 9700 A / 5..., 10 tags per strip, color: blue, unmarked, markable with Wieplot plotter-system |

- Diese Maße werden bei Abnahme besonders geprüft
- Ausschließlich Prüfmaße
- Mit AE gekennzeichnete Maße sind nur für interne Zwecke gültig



Hutschiene EN 60715-35x7,5
mounting rail EN 60715-35x7,5

Hutschiene EN 60715-35x15
mounting rail EN 60715-35x15



Weitere Daten siehe Katalog
further data see catalog

| | | |
|--------------------|-------------|----------------|
| Teile-Nr./part-nr. | Farbe/color | Typ/type |
| 56.703.9055.0 | grau/grey | WKFN 2,5/SL/35 |

| | | | | | | | | |
|---------------------|---------------|---|---------------------------|------|---|-----------|--------------|---------------|
| Freitoleranz nach - | | CAD - Zeichnung, keine manuellen Änderungen | | | 1. Verwendung: - | | Bl.: 1 von 1 | |
| | / | Maßstab | Werkstoff und Oberfläche: | | 2003 | Tag | Name | |
| | / | 2:1 | - | | Entworfen | 15.05. | Lunz S. | |
| | / | | | | Geprüft | - | | |
| | / | Vol. | mm ³ | 011. | mm ² | Normgepr. | - | Ersatz für: - |
| Buchstabe | Datum / Blatt | wieland Elektrische Verbindungen | | | Benennung | | | |
| Änderung | | | | | SCHUTZLEITERKLEMME PE terminal | | | |
| | | | | | Zeichnung Nr. 56.703.9055.0 01K | | | |
| | | | | | Index | | | |

Weitergabe sowie Vervielfältigung dieses Dokuments, Verwertung und Mitteilung seines Inhalts sind verboten, soweit nicht ausdrücklich gestattet. The reproduction, distribution and utilization of this document as well as the communication of its contents to others without express authorization is prohibited.

- A
- 1
- 2
- 3
- 4
- 5
- 6
- 7
- 8
- 9
- 10
- 11
- 12
- 13
- 14
- 15
- 16
- 17
- 18
- 19
- 20
- M1
- M2
- M3
- L
- G
- I
- 1.1
- 2.1
- 1.1