


Data sheet

Commercial Art.No.: Z5.531.1225.0

PCB pin header 8543... /12 D1.0/0.8

PCB pin header, 12 poles, pitch: 3.5 mm, type of packing: carton, color: grey



Commercial Art.No.	Z5.531.1225.0
EAN	4015573318380
Order Unit	50

Certificates / Approvals



Technical data

General

Modular spacing	3.5 mm
Soldering process	Wave soldering
Packaging	Carton
Number of poles	12
Number of levels	1
Marking	No
Fastening	None
Mating direction towards (circuit) board	90°

Technical data

Rated current	6 A
Overvoltage Category I	690 V
Overvoltage Category II	250 V
Overvoltage Category III	160
Rated impulse voltage	2.5 kV

Technical Data UL/CSA

Voltage UL	300 V
Current field wiring	10 A
Current factory wiring	10 A
Voltage CSA	300 V
Current CSA	10 A

Other

Type of insulation material	Thermoplastic
Color	Grey

Height	13 mm
Length	42 mm
Depth	2.7 mm
Material contact base	CuZn
Material contact surface	Sn

Classification

ECLASS 11	
ECLASS 8.1	27440402
ETIM 7.0	EC002637
ETIM 6.0	EC002637
ETIM 5.0	EC002637
ETIM 4.0	EC002637

Product compliance

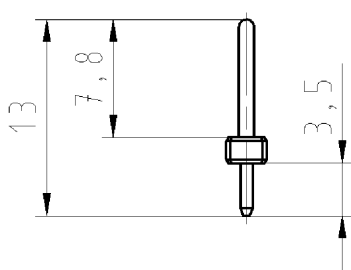
ROHS conformity status	Compliant/Exempted
ROHS exceptions	III-6(c)
REACH-SVHC conformity status	Duty-To-Declare
REACH-SVHC substances	Lead
REACH-SVHC CAS numbers	7439-92-1

Fits with

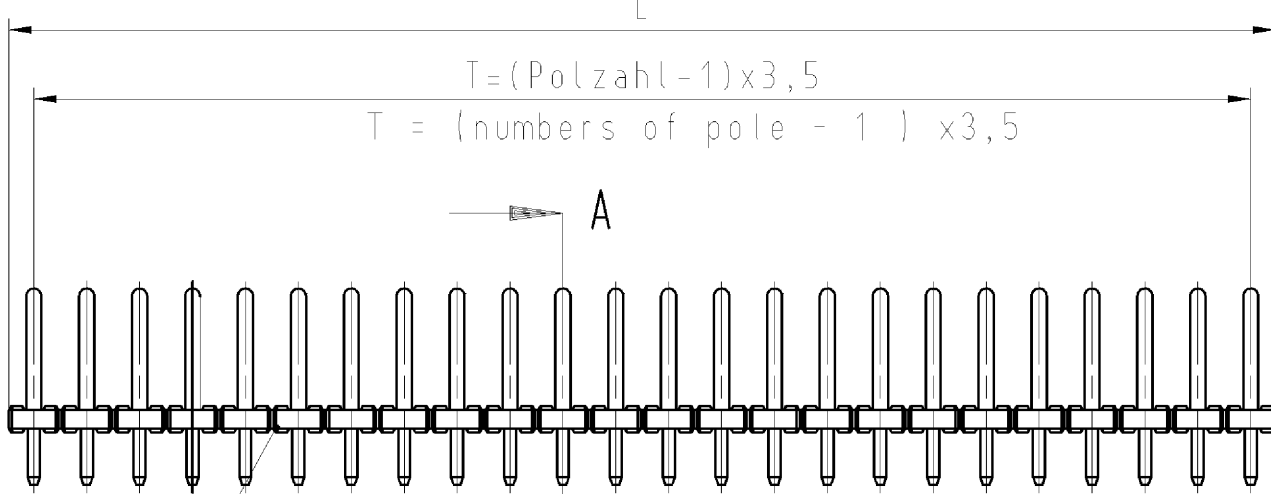
Commercial Art.No.:	Article-type description:	Description:
25.600.6253.0	Pluggable PCB Terminal 8543 / 12	Pluggable-PCB terminal, 12 poles, printed version, pitch: 3.5 mm, type of packing: carton, color: grey
25.602.6253.0	Pluggable PCB Terminal 8543 / 12 OB	Pluggable-PCB terminal, 12 poles, pitch: 3.5 mm, type of packing: carton, color: grey

These dimensions will be especially checked at delivery
 Only inspection dimensions
 With /E marked dimensions are only valid for internal use

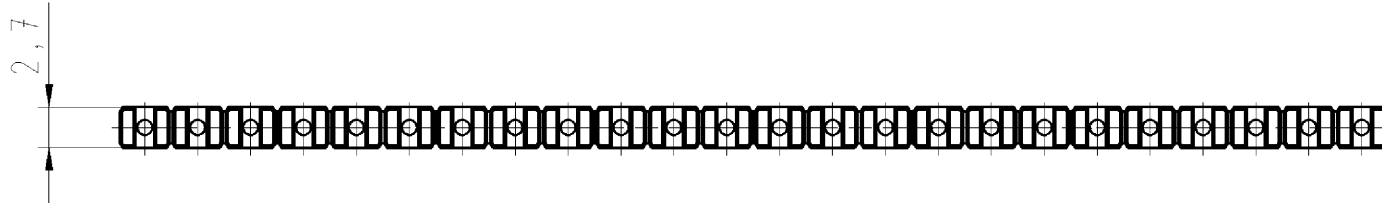
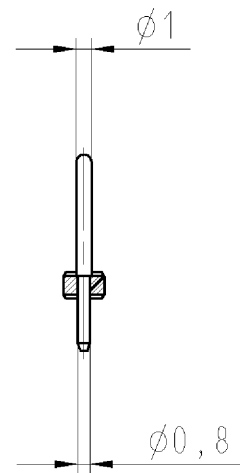
Diese Maße werden bei Abnahme besonders geprüft
 Ausschließlich Prüfmaße
 Mit /E gekennzeichnete Maße sind nur für interne Zwecke gültig



Farbe: grau
 color: grey



Schnitt A-A



Z5.531.2425.0	24	23x3,5=80,5	83,8
Z5.531.2325.0	23	22x3,5=77,0	80,3
Z5.531.2225.0	22	21x3,5=73,5	76,8
Z5.531.2125.0	21	20x3,5=70,0	73,3
Z5.531.2025.0	20	19x3,5=70,0	69,8
Z5.531.1925.0	19	18x3,5=66,5	66,3
Z5.531.1825.0	18	17x3,5=63,0	62,8
Z5.531.1725.0	17	16x3,5=59,5	59,3
Z5.531.1625.0	16	15x3,5=52,5	55,8
Z5.531.1525.0	15	14x3,5=49,0	52,3
Z5.531.1425.0	14	13x3,5=45,5	48,8
Z5.531.1325.0	13	12x3,5=42,0	45,3
Z5.531.1225.0	12	11x3,5=38,5	41,8
Z5.531.1125.0	11	10x3,5=35,0	38,3
Z5.531.1025.0	10	9x3,5=31,5	34,8
Z5.531.0925.0	9	8x3,5=28,0	31,3
Z5.531.0825.0	8	7x3,5=24,5	27,8
Z5.531.0725.0	7	6x3,5=21,0	24,3
Z5.531.0625.0	6	5x3,5=17,5	20,8
Z5.531.0525.0	5	4x3,5=14,0	17,3
Z5.531.0425.0	4	3x3,5=10,5	13,8
Z5.531.0325.0	3	2x3,5= 7,0	10,3
Z5.531.0225.0	2	1x3,5= 3,5	6,8

gezeichnete Ausführung/draw version: Z5.531.2425.0

Weitere Daten siehe Katalog
 further data see catalog

Tolerierung nach DIN 7167/Tolerance system acc. to DIN 7167. (This DIN-standard describes the envelope principle. According to the envelope principle the deviations of form and parallelism are limited by the size tolerances).		ja/yes <input checked="" type="checkbox"/> Stoffverbots- und Deklarationsliste nach UU-TQM-05/03 ist einzuhalten. Conformity with Wieland document UU-TQM-05/03 (list of prohibited / declarable hazardous substances) to be declared!	
Freitoleranz nach DIN 2768 - m General tolerance		CAD - Zeichnung, keine manuellen Änderungen CAD - drawing, no manual modifications allowed	1.Verwendung: First Use: -
Blatt: 1 von 1 Sheet: 1 of 1		Zeichnung Nr./Drawing No. Index	
/		Werkstoff/Material	2009 Tag/Date Name
/		Maßstab/Scale 2:1	gezeichnet/drawn 02.09. Morgen
/			geprüft/checked - -
/			Normgepr. Stand. check - -
/		Vol. mm ³ Ofl./Surf. mm ²	Ersatz für/Replacement for: -
/		wieland Elektrische Verbindungen	Type Benennung/Title
/			LP_STIFTLISTE pcb pin strip header für/for 8543 2-24 polig/poles
Teile-Nr. part-no.	Polzahl pole	T	L
Index Datum / Blatt Date / Sheet		Änderung/Revision	

Weitergabe sowie Vervielfältigung dieses Dokuments, Verwertung und Mitteilung seines Inhalts sind verboten, soweit nicht ausdrücklich gestattet.
 The reproduction, distribution and utilization of this document as well as the communication of its contents to others without express authorization is prohibited.

Z55310225001K_4_CADW2010_Morgen 2009-08-02T14:26:10 1.000