


Data sheet

Commercial Art.No.: 70.110.1653.3

Multipole adapter BAS SAS LL 16 4,0 50

Multipole adapter revos BASIC 500V/16A screw connection 16 pole + ground, long design, male insert, ground left



Commercial Art.No.	70.110.1653.3
EAN	4015573218420
Order Unit	10

Certificates / Approvals



Technical data

General

Model	Pin insert
Size (in accordance with DIN 43880)	16
Inflammability class of insulation material acc. with UL94	V2
Color	Grey
Pollution degree	3
Operating temperature range min.	-40 °C
Operating temperature range max.	120 °C
Modular version	No

Connection Data

Connection type	screw connection
Number of poles	16
Plus switching contacts	0
Number of pole for rated current 2	0
Number of pole for rated current 3	0
Total number of poles (without ground contact)	16
With wire protection	yes
Leiterquerschnitt starr (ein-/mehrdrahtig) Min.	0.5 mm ²
Leiterquerschnitt starr (ein-/mehrdrahtig) Max.	4 mm ²
Protective contact	yes

Technical Data UL/CSA

Rated voltage according to UL/CSA	600 V
-----------------------------------	-------

Rated current according UL	16 A
Rated current according CSA	16 A
Min. conductor cross section flexible wire	0.5 mm ²
Max. conductor cross section flexible wire	4 mm ²
Conductor cross section flexible AWG wire	20-12 AWG

Model

With housing	No
Construction type	Long design (6 marking fields)
Position of protective conductor	Left

Contacts

Contact material	Copper alloy
Surface	Tin-plated
Wire strip length	12 mm
Contact resistance	≤ 3 mOhm

Screws head design/recomm. Torque

Mounting screws	H1/0.5-0.7 Nm
Clamping screws	M3/0.5-0.7 Nm Slot
Ground conductor screws	H2/1.2-1.6 Nm

Technical Data DIN EN 61984

Nominal voltage	500 V
Rated voltage face/ground	500 V
Nominal current	16 A
Rated impulse voltage	6 kV

Classification

ECLASS 11	
ECLASS 8.1	27440205
ETIM 7.0	EC000438
ETIM 6.0	EC000438
ETIM 5.0	EC000438
ETIM 4.0	EC000438
ETIM 3.0	EC000438

Product compliance

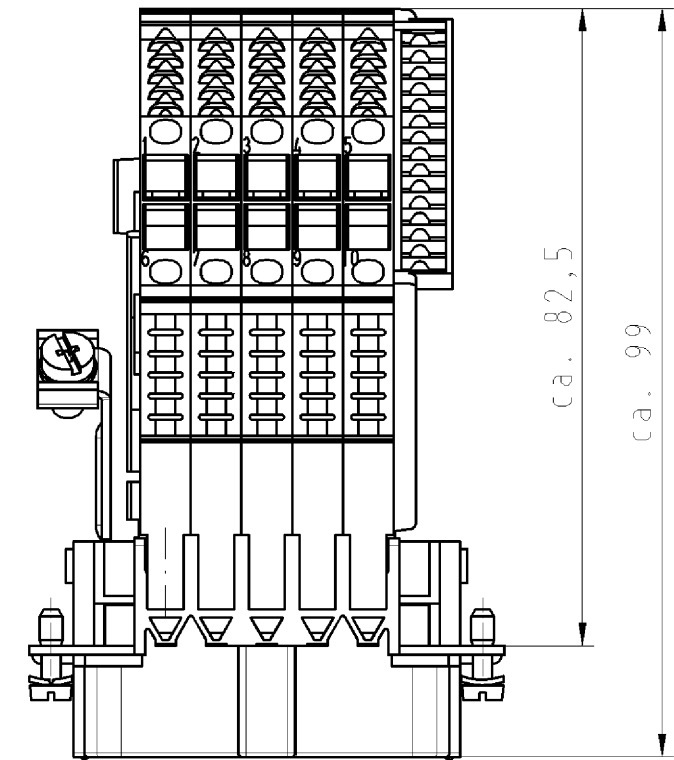
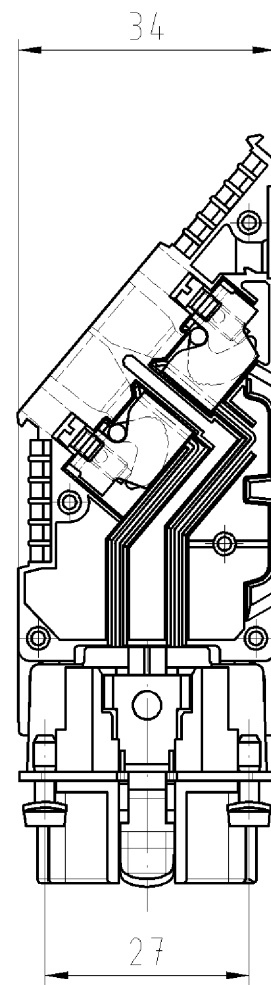
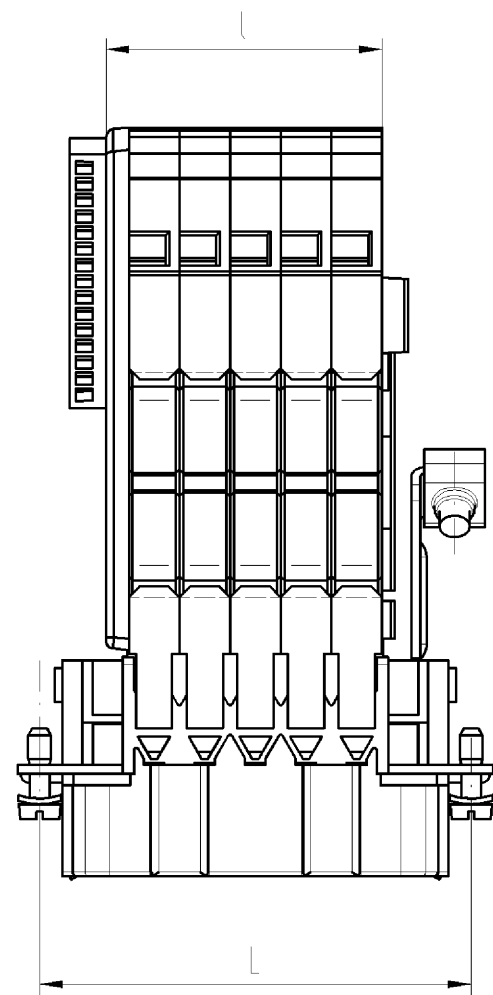
ROHS conformity status	Compliant/Exempted
ROHS exceptions	III-6(c)
REACH-SVHC conformity status	Duty-To-Declare
REACH-SVHC substances	Lead
REACH-SVHC CAS numbers	7439-92-1

Fits with

Commercial Art.No.:	Article-type description:	Description:

70.300.1602.0	Female insert BAS BUS 16 2,5 50 AG	Female insert revos basic, 16-poles, rated current: 16A, rated voltage:500V, with silver-plated contacts
70.300.1640.0	Female insert BAS BUS 16 2,5 50	Female insert revos basic, 16-poles, rated current: 16A, rated voltage:500V, with tin-plated contacts
70.301.1640.0	Female insert BAS BUS 16 2,5 50 AU	Female insert revos basic, 16-poles, rated current: 16A, rated voltage:500V, with gold-plated contacts
70.302.1640.0	Female insert BAS BUS OD 16 2,5 50	Female insert revos basic, 16-poles, rated current: 16A, rated voltage:500V, with tin-plated contacts
70.500.1653.0	Female insert BAS BUF 16 2,5 50	Female insert revos basic, 16-poles, rated current: 16A, rated voltage:500V, with silver-plated contacts
70.502.1653.0	Female insert BAS BUM 16 2,5 50 AG	Female insert revos basic, 16-poles, rated current: 16A, rated voltage:500V, with silver-plated contacts
70.700.1658.0	Female insert BAS BUC 16 50	Female insert revos basic, 16-poles, rated current: 16A, rated voltage:500V, with tin-plated contacts
71.320.1628.0	Bottom BAS GUT GK 16 A	Bottom-base revos basic made of aluminum, with single locking lever, open, low version, 16-poles
71.325.1628.0	Bottom BAS GUT GP 16 A	Bottom-base revos basic made of aluminum, with single locking lever, open, low version, 16-poles
71.330.1635.0	Bottom BAS GUT GL 16 M25 A0	Bottom-base revos basic made of aluminum, with single locking lever and cable gland M25 on the right and left side (IP54), low version, 16-polig
71.330.1635.1	Bottom BAS GUT GL 16 M25 A1	Bottom-base revos basic made of aluminum, with single locking lever and threaded hole M25 on the right and left side, low version, 16-polig
71.331.1635.0	Bottom BAS GUT GM 16 M25 A0	Bottom-base revos basic made of aluminum, with single locking lever and cable gland M25 on the left side (IP54), low version, 16-polig
71.331.1635.1	Bottom BAS GUT GM 16 M25 A1	Bottom-base revos basic made of aluminum, with single locking lever and threaded hole M25 on the left side, low version, 16-polig
71.333.1635.0	Bottom BAS GUT GO 16 M25 A0	Bottom-base revos basic made of aluminum, with single locking lever and cable gland M25 on the bottom (IP54), low version, 16-polig
71.333.1635.1	Bottom BAS GUT GO 16 M25 A1	Bottom-base revos basic made of aluminum, with single locking lever and threaded hole M25 on the bottom, low version, 16-polig
71.340.1635.0	Bottom BAS GUT GR 16 M25 A0	Bottom-base revos basic made of aluminum, with single locking lever and cable gland M25 on the right and the left side, with protective cover (IP54), low version, 16-polig
71.340.1635.1	Bottom BAS GUT GR 16 M25 A1	Bottom-base revos basic made of aluminum, with single locking lever and threaded hole M25 on the right and the left side, with protective cover, low version, 16-polig
71.341.1635.0	Bottom BAS GUT GS 16 M25 A0	Bottom-base revos basic made of aluminum, with single locking lever and cable gland M25 on the left side, with protective cover (IP54), low version, 16-polig
71.341.1635.1	Bottom BAS GUT GS 16 M25 A1	Bottom-base revos basic made of aluminum, with single locking lever and threaded hole M25 on the left side, with protective cover, low version, 16-polig
71.342.1635.0	Bottom BAS GUT GT 16 M25 A0	Bottom-base revos basic made of aluminum, with single locking lever and cable gland M25 on the right side, with protective cover (IP54), low version, 16-polig
71.342.1635.1	Bottom BAS GUT GT 16 M25 A1	Bottom-base revos basic made of aluminum, with single locking lever and threaded hole M25 on the right side, with protective cover, low version, 16-polig
71.343.1635.0	Bottom BAS GUT GU 16 M25 A0	Bottom-base revos basic made of aluminum, with single locking lever and cable gland M25 on the bottom, with protective cover (IP54), low version, 16-polig
71.343.1635.1	Bottom BAS GUT GU 16 M25 A1	Bottom-base revos basic made of aluminum, with single locking lever and threaded hole M25 on the bottom, with protective cover, low version, 16-polig

70.320.1628.0	Bottom BAS GUT GA 16 A	Bottom-base revos basic made of aluminum, with double locking lever or.screw cap, low version, 16-poles
70.325.1628.0	Bottom BAS GUT GE 16 A	Bottom-base revos basic made of aluminum, for double locking lever and protective cover, open, low version, 16-poles
70.330.1635.0	Bottom BAS GUT GB 16 M25 A0	Bottom-base revos basic made of aluminum, with double locking lever or.screw cap with cable gland M25 on the right and left side (IP54), low version, 16-polig
70.330.1635.1	Bottom BAS GUT GB 16 M25 A1	Bottom-base revos basic made of aluminum, with double locking lever or.screw cap with threaded hole M25 on the right and left side, low version, 16-polig
70.331.1635.0	Bottom BAS GUT GC 16 M25 A0	Bottom-base revos basic made of aluminum, with double locking lever or.screw cap with cable gland M25 on the left side (IP54), low version, 16-polig
70.331.1635.1	Bottom BAS GUT GC 16 M25 A1	Bottom-base revos basic made of aluminum, with double locking lever or.screw cap with threaded hole M25 on the left side, low version, 16-polig
70.333.1635.0	Bottom BAS GUT GD 16 M25 A0	Bottom-base revos basic made of aluminum, with double locking lever or.screw cap with cable gland M25 on the right side (IP54), low version, 16-polig
70.333.1635.1	Bottom BAS GUT GD 16 M25 A1	Bottom-base revos basic made of aluminum, with double locking lever or.screw cap with threaded hole M25 on the right side, low version, 16-polig
70.340.1635.0	Bottom BAS GUT GF 16 M25 A0	Bottom-base revos basic made of aluminum, for double locking lever withcable gland M25 on the left and right side, with protective cover (IP54), low version, 16-polig
70.340.1635.1	Bottom BAS GUT GF 16 M25 A1	Bottom-base revos basic made of aluminum, for double locking lever withthreaded hole M25 on the left and right side, with protective cover, low version, 16-polig
70.341.1635.0	Bottom BAS GUT GG 16 M25 A0	Bottom-base revos basic made of aluminum, with double locking lever andcable gland M25 on the left side, with protective cover (IP54), low version, 16-polig
70.341.1635.1	Bottom BAS GUT GG 16 M25 A1	Bottom-base revos basic made of aluminum, with double locking lever andthreaded hole M25 on the left side, with protective cover, low version, 16-polig
70.342.1635.0	Bottom BAS GUT GH 16 M25 A0	Bottom-base revos basic made of aluminum, with double locking lever andcable gland M25 on the right side, with protective cover (IP54), low version, 16-polig
70.342.1635.1	Bottom BAS GUT GH 16 M25 A1	Bottom-base revos basic made of aluminum, with double locking lever andthreaded hole M25 on the right side, with protective cover, low version, 16-polig
70.343.1635.0	Bottom BAS GUT GI 16 M25 A0	Bottom-base revos basic made of aluminum, with double locking lever andcable gland M25 on the bottom, with protective cover (IP54), low version, 16-polig
70.343.1635.1	Bottom BAS GUT GI 16 M25 A1	Bottom-base revos basic made of aluminum, with double locking lever andthreaded hole M25 on the bottom, with protective cover, low version, 16-polig
70.405.1653.0	Female insert BAS BUP 16 2,5 50 AG	Female insert revos basic, 16-poles, rated current: 16A, rated voltage:500V, with silver-plated contacts



Gezeichnet: 10-polige Ausführung
70.110.1053.3

drawn: 10-pole version
70.110.1053.3

Teile-Nr. part-number	Polzahl pole	l	L
70.110.2453.3	24	83,4	104
70.110.1653.3	16	56,6	77,5
70.110.1053.3	10	36,5	57
70.110.0653.3	6	23,1	44

Weitere Daten siehe Katalog
further data see catalog

Freitoleranz nach DIN		CAD - Zeichnung, keine manuellen Änderungen			1. Verwendung: -		Bl.: 1 von 1	
	/	Maßstab	Werkstoff und Oberfläche:	2005	Tag	Name	Zeichnung Nr. 70.110.0653.3 01K	Index
	/			Entworfen	13.06.	Schmitt J.		
	/	Geprüft	-	-				
	/	wieland	Elektrische Verbindungen	Normgepr.	-	-	Ersatz für: -	
	/			Benennung KLEMMEN_ADAPTER Steckereinsatz SL-links/socket insert earth-left terminal adaptor 500V 16A 4qmm				
Buchstabe	Datum / Blatt	Änderung						

○ Diese Maße werden bei Abnahme besonders geprüft
○ Ausschließlich Prüfmaße
○ MTL/FE-Rekennzeichente Maße sind nur für interne Zwecke gültig

○

Weitergabe sowie Vervielfältigung dieses Dokuments, Verwertung und Mitteilung seines Inhalts sind verboten, soweit nicht ausdrücklich gestattet.
The reproduction, distribution and utilization of this document as well as the communication of its contents to others without express authorization is prohibited.

701100653301K_4_CAD/MO28_Schnitt 2005-06-15T08:34:12 1.000