

Data sheet

Commercial Art.No.: 56.703.7155.5

Multi-tier terminal WKFN 2,5 E/35/1D/2G ROT

Duo Feed-through terminal with tension spring connection for mounting on TS 35,
nominal cross section: 2.5 mm², width: 5 mm, color: red



Commercial Art.No.	56.703.7155.5
EAN	4015573747869
Order Unit	100

Certificates / Approvals



Technical data

General

Nominal cross section	2.5 mm ²
Color	Red
Number of levels	2
Number of clamp positions per level	2
Width/grid dimension	5 mm
Insulating housing	PA666
Inflammability class of insulation material acc. with UL94	V0
Mounting method	DIN rail (top hat rail) 35/7.5 mm
Terminal blocks for electrical installations	yes
Type of component	Free configurable

Technical data

Rated current	24 A
Rated voltage	500 V
Rated impulse voltage	6 kV
Pollution degree	3
Closing plate required	yes
Type of insulation material	Thermoplastic
Length	82.2 mm

Connection Data

Connection type 1	spring clamp connection
Connection type 2	spring clamp connection
Minimum cross section solid	0.14 mm ²
Maximum cross section solid	4 mm ²
Minimum cross section fine stranded	0.14 mm ²
Maximum cross section fine stranded	2.5 mm ²
Wire strip length	11 mm

Technical Data UL/CSA

Cross section UL	22-12 AWG
------------------	-----------

Current factory wiring	10 A
Current field wiring	10 A
Cross section CSA	22-12 AWG
Voltage CSA	600 V
Current CSA	20 A

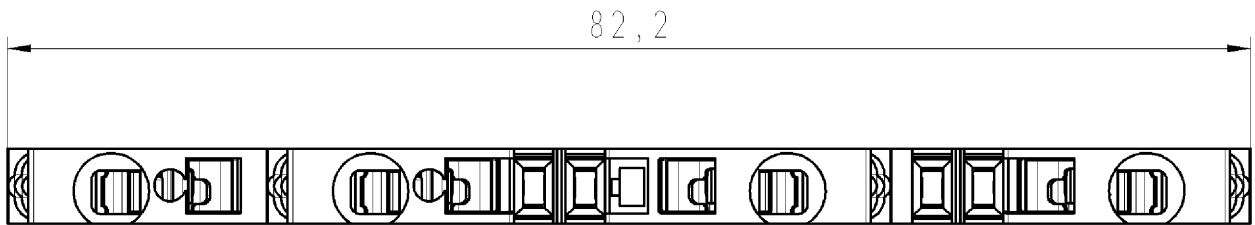
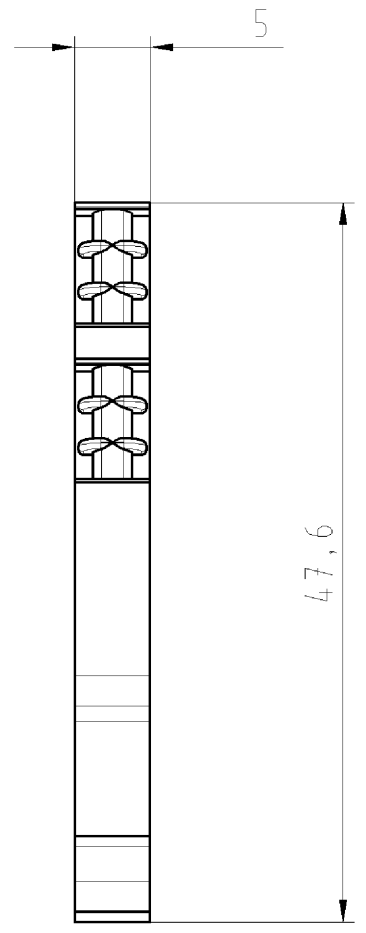
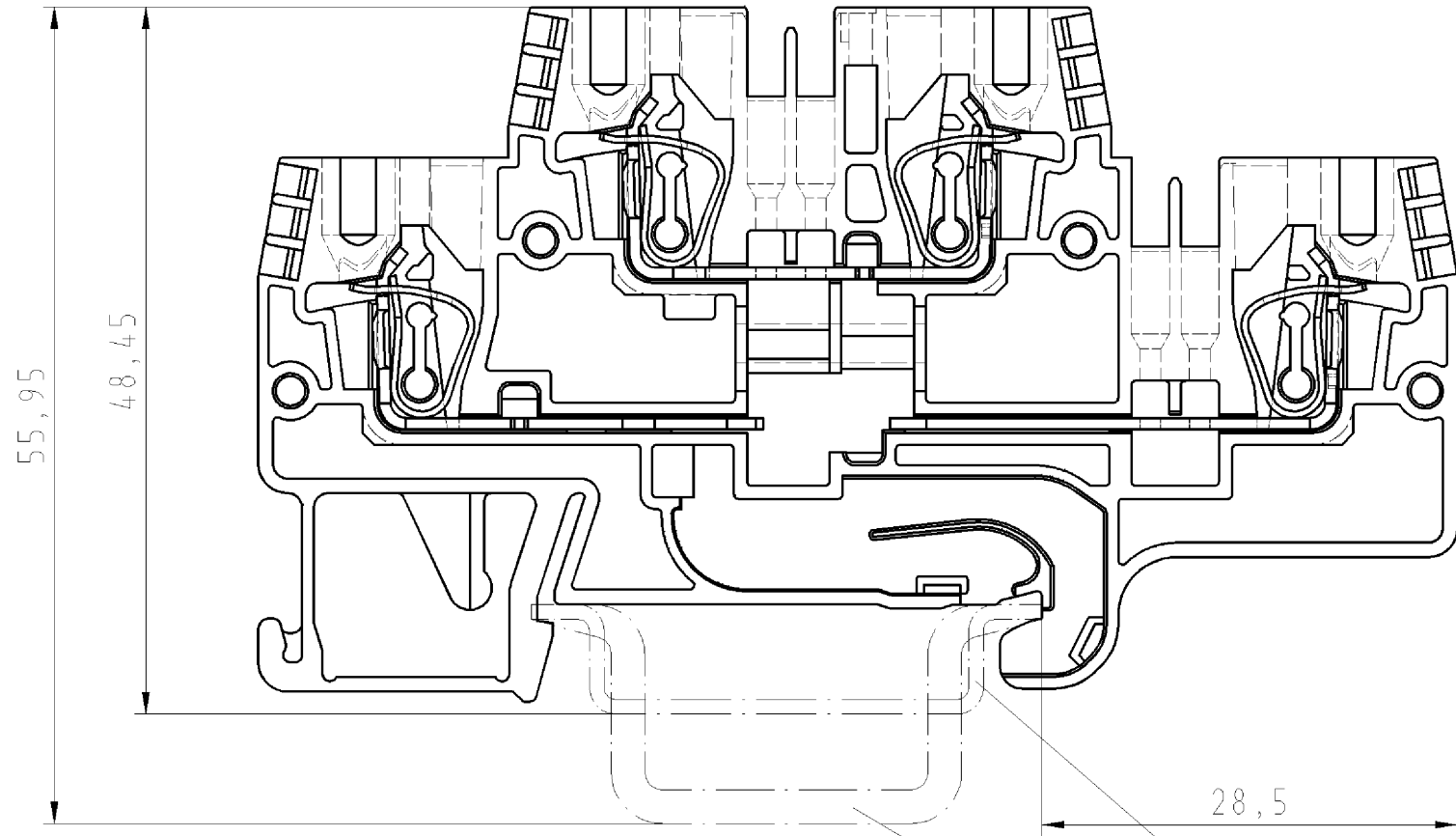
Classification

ECLASS 11	
ECLASS 8.1	27141127
ETIM 7.0	EC000903
ETIM 6.0	EC000903
ETIM 5.0	EC000903
ETIM 4.0	EC000903
ETIM 3.0	EC000903

Accessories

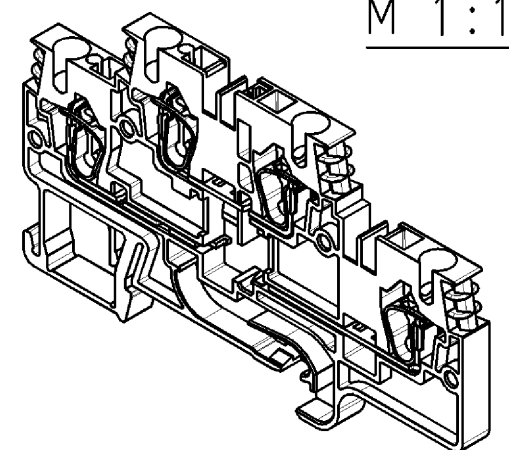
Commercial Art.No.:	Article-type description:	Description:
Z7.280.6227.0	Jumper bar IVBWKF 2,5- 2	Cross connector, insulated for DIN rail terminal blocks type WKF..., 2 - pole
Z7.280.6327.0	Jumper bar IVBWKF 2,5- 3	Cross connector, insulated for DIN rail terminal blocks type WKF..., 3 - pole
Z7.280.6427.0	Jumper bar IVBWKF 2,5- 4	Cross connector, insulated for DIN rail terminal blocks type WKF..., 4 - pole
Z7.280.6527.0	Jumper bar IVBWKF 2,5- 5	Cross connector, insulated for DIN rail terminal blocks type WKF..., 5 - pole
Z7.280.6627.0	Jumper bar IVBWKF 2,5- 6	Cross connector, insulated for DIN rail terminal blocks type WKF..., 6 - pole
Z7.280.6727.0	Jumper bar IVBWKF 2,5- 7	Cross connector, insulated for DIN rail terminal blocks type WKF..., 7 - pole
Z7.280.6827.0	Jumper bar IVBWKF 2,5- 8	Cross connector, insulated for DIN rail terminal blocks type WKF..., 8 - pole
Z7.280.6927.0	Jumper bar IVBWKF 2,5- 9	Cross connector, insulated for DIN rail terminal blocks type WKF..., 9 - pole
Z7.280.7027.0	Jumper bar IVBWKF 2,5- 10	Cross connector, insulated for DIN rail terminal blocks type WKF..., 10 - pole
98.300.0000.0	Mounting rail TS 35x7,5 UNPERF - l:2000mm	Mounting rail TS 35, unslotted, size 7,5 mm, length 2 m, material steel. galv. zinc-plated and dichromated
98.300.1000.0	Mounting rail TS 35x7,5 PERF 15mm - l:2000mm	Mounting rail TS 35, slotted, size 7,5 mm, length 2 m, material steel. galv. zinc-plated and dichromated
98.300.1900.0	Mounting rail TS 35x7,5 PERF 25mm - l:2000mm	Mounting rail TS 35, slotted, size 7,5 mm, length 2 m, material steel. galv. zinc-plated and dichromated
98.360.0000.0	Mounting rail TS 35x15-2,3 UNPERF - l:2000mm	Mounting rail TS 35, unslotted, size 15 mm, length 2 m, material steel. galv. zinc-plated and dichromated
98.360.0004.0	Mounting rail TS 35x15-2,3 UNPERF FZN - l:2000mm	Mounting rail TS 35, unslotted, size 15 mm, length 2 m, material steel, hot galvanized
98.370.0000.0	Mounting rail TS 35x15 UNPERF - l:2000mm	Mounting rail TS 35, unslotted, size 15 mm, length 2 m, material steel. galv. zinc-plated and dichromated
98.370.1000.0	Mounting rail TS 35x15 PERF 15mm - l:2000mm	Mounting rail TS 35, slotted, size 15 mm, length 2 m, material steel. galv. zinc-plated and dichromated
98.380.0000.0	Mounting rail TS 35x15-2,3 UNPERF CU - l:2000mm	Mounting rail TS 35, unslotted, size 15 mm, length 2 m, material E copper
07.312.7355.0	End plate APFN 2,5 E/35	End plate for DIN rail terminal blocks type WKFN 2,5 E..., color: grey

07.312.7455.0	Partition TWFN 2,5 E/35	Partition for DIN rail terminal blocks type WKFN 2,5 E..., color: grey
Z7.280.7127.0	Jumper bar IVBWKF 2,5- 11	Cross connector, insulated for DIN rail terminal blocks type WKF..., 11 - pole
Z7.280.7227.0	Jumper bar IVBWKF 2,5- 12	Cross connector, insulated for DIN rail terminal blocks type WKF..., 12 - pole
Z7.280.8027.0	Jumper bar IVBWKF 2,5- 20	Cross connector, insulated for DIN rail terminal blocks type WKF..., 20 - pole
98.300.1800.0	Mounting rail TS 35x7,5 PERF 18mm - l:2000mm	Mounting rail TS 35, slotted, size 7,5 mm, length 2 m, material steel. galv. zinc-plated and dichromated



Hutschiene EN 60715-35x7,5
mounting rail EN 60715-35x7,5

Hutschiene EN 60715-35x15
mounting rail EN 60715-35x15



Weitere Daten siehe Katalog
further data see catalog

Teile-Nr. part-number	Farbe colour	Typ type
56.703.7155.5	rot/red	WKFN 2,5 E/35/1D/2G RO
56.703.7155.9	orange	WKFN 2,5 E/35/1D/2G OR

Tolerierung nach DIN 7167/Tolerance system acc. to DIN 7167. (This DIN-standard describes the envelope principle. According to the envelope principle the deviations of form and parallelism are limited by the size tolerances).				ja/yes <input checked="" type="checkbox"/> Stoffverbots- und Deklarationsliste nach UU-TQM-05/03 ist einzuhalten. Conformity with Wieland document UU-TQM-05/03 (list of prohibited / declarable hazardous substances) to be declared!			
Freitoleranz nach General tolerance		CAD - Zeichnung, keine manuellen Änderungen CAD - drawing, no manual modifications allowed		1. Verwendung: First Use:		Blatt: 1 von 1 Sheet: of 1	
/		Werkstoff/Material		2006	Tag/Date	Name	
/		-		gezeichnet drawn	19.10.	Schmitt J.	
/		Maßstab/Scale		geprüft checked	-	-	
/		2:1		Normgepr. Stand. check	-	-	
/		Vol.		Ersatz für/Replacement for: -			
/		- mm ³ 011./Surf.		-		-	
/		wieland		Type		Benennung/Title	
/		Elektrische Verbindungen		WKFN 2,5		ETAGENKLEMME	
/		Index		E/35		Multi-tier terminal block	
/		Datum / Blatt Date / Sheet		1D/2G RO			
/		Änderung/Revision					

These dimensions will be especially checked at delivery
Only inspection dimensions
With /E marked dimensions are only valid for internal use

Diese Maße werden bei Abnahme besonders geprüft
Ausschließlich Prüfmaße
Mit /E gekennzeichnete Maße sind nur für interne Zwecke gültig

Weitergabe sowie Vervielfältigung dieses Dokuments, Verwertung und Mitteilung seines Inhalts sind verboten, soweit nicht ausdrücklich gestattet.
The reproduction, distribution and utilization of this document as well as the communication of its contents to others without express authorization is prohibited.

56703715501K_4_CADW1042_Schmitt 2006-11-07T11:18:50 1.000