


Data sheet

Commercial Art.No.: 57.503.2055.0

Feed-through terminal WK 2,5U/8113S/HV0

Feed-through terminal with Plug in connection for mounting on TS 35 / TS 32, nominal cross section: 2.5 mm², width: 5 mm, color: grey



Commercial Art.No.	57.503.2055.0
EAN	4015573596986
Order Unit	100

Certificates / Approvals



Technical data

General

Nominal cross section	2.5 mm ²
Color	Grey
Number of levels	1
Number of clamp positions per level	3
Width/grid dimension	5 mm
Insulating housing	PA666
Inflammability class of insulation material acc. with UL94	V0
Explosion-tested version "Ex e"	No
Mounting method	DIN rail (top hat rail)/G-rail
Terminal blocks for electrical installations	yes

Technical data

Rated current	12 A
Rated voltage	250 V
Rated impulse voltage	4 kV
Pollution degree	3
Closing plate required	yes
Type of insulation material	Thermoplastic
Length	44.5 mm

Connection Data

Connection type 1	screw connection
-------------------	------------------

Connection type 2	screw connection
Minimum cross section solid	0.5 mm ²
Maximum cross section solid	4 mm ²
Minimum cross section fine stranded	0.5 mm ²
Maximum cross section fine stranded	2.5 mm ²
Wire strip length	9 mm
Torque conductor mounting	0.4 Nm

Technical Data UL/CSA

Cross section UL	22-12 AWG
Voltage UL	300 V
Current factory wiring	20 A
Current field wiring	20 A
Cross section CSA	24-12 AWG
Voltage CSA	300 V
Current CSA	15 A

Classification

ECLASS 11	
ECLASS 8.1	27141120
ETIM 7.0	EC000897
ETIM 6.0	EC000897
ETIM 5.0	EC000897
ETIM 4.0	EC000897
ETIM 3.0	EC000897

Product compliance

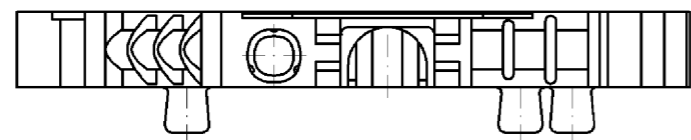
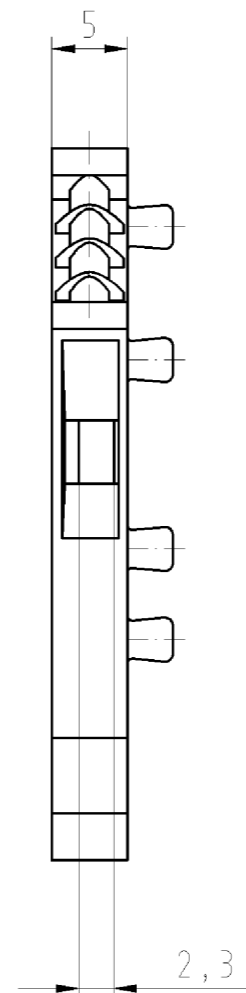
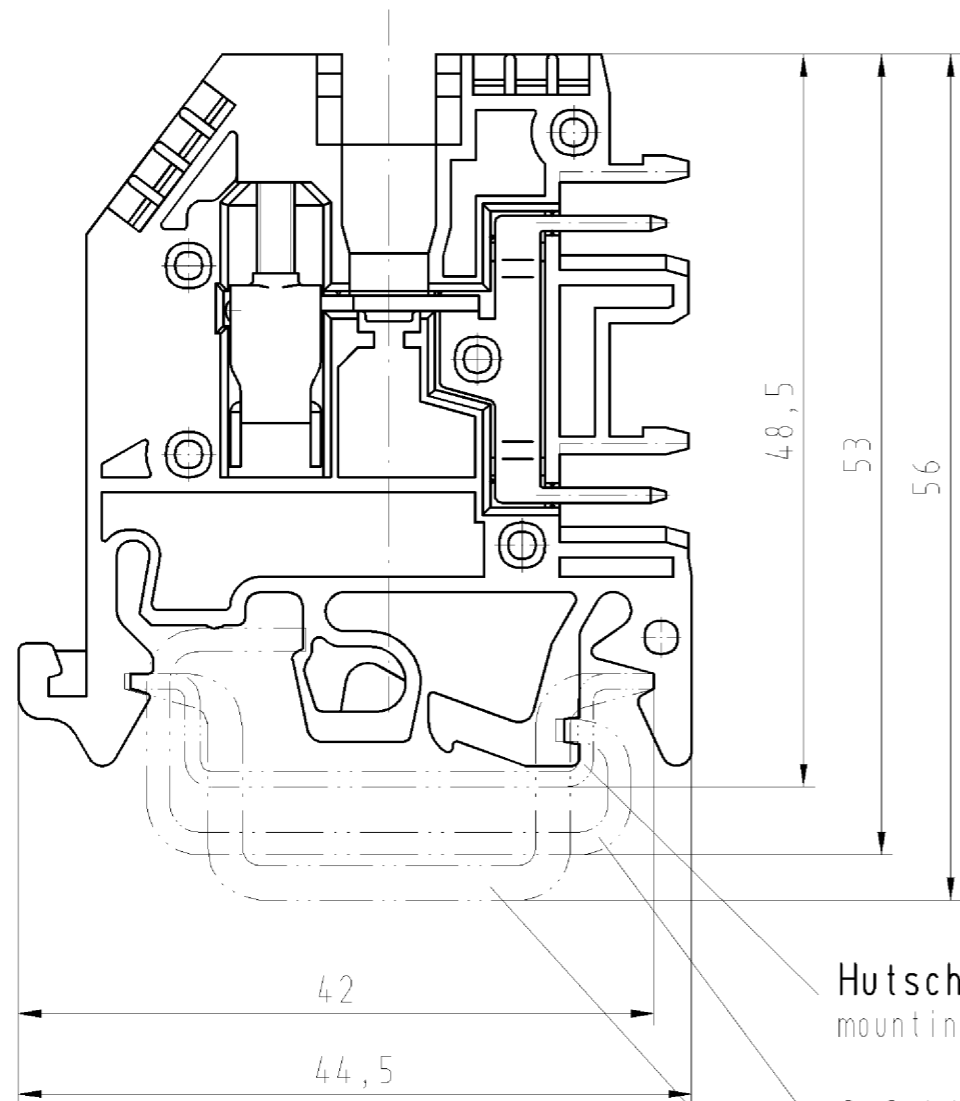
ROHS conformity status	Compliant
REACH-SVHC conformity status	Compliant

Accessories

Commercial Art.No.:	Article-type description:	Description:
Z7.280.2227.0	Insulated jumper bar IVBWK 2,5 - 2	Cross connector, insulated for DIN rail terminal blocks type WK ..., 2 - pole
Z7.280.2327.0	Insulated jumper bar IVBWK 2,5 - 3	Cross connector, insulated for DIN rail terminal blocks type WK ..., 3 - pole
Z7.280.2427.0	Insulated jumper bar IVBWK 2,5 - 4	Cross connector, insulated for DIN rail terminal blocks type WK ..., 4 - pole
Z7.280.2527.0	Insulated jumper bar IVBWK 2,5 - 5	Cross connector, insulated for DIN rail terminal blocks type WK ..., 5 - pole
Z7.280.2627.0	Insulated jumper bar IVBWK 2,5 - 6	Cross connector, insulated for DIN rail terminal blocks type WK ..., 6 - pole
Z7.280.2727.0	Insulated jumper bar IVBWK 2,5 - 7	Cross connector, insulated for DIN rail terminal blocks type WK ..., 7 - pole
Z7.280.2827.0	Insulated jumper bar IVBWK 2,5 - 8	Cross connector, insulated for DIN rail terminal blocks type WK ..., 8 - pole
Z7.280.2927.0	Insulated jumper bar IVBWK 2,5 - 9	Cross connector, insulated for DIN rail terminal blocks type WK ..., 9 - pole
Z7.280.3027.0	Insulated jumper bar IVBWK 2,5 - 10	Cross connector, insulated for DIN rail terminal blocks type WK ..., 10 - pole

Z7.280.3127.0	Insulated jumper bar IVBWK 2,5 -11	Cross connector, insulated for DIN rail terminal blocks type WK ..., 11 - pole
Z7.280.3227.0	Insulated jumper bar IVBWK 2,5 -12	Cross connector, insulated for DIN rail terminal blocks type WK ..., 12 - pole
98.190.0000.0	Mounting rail TS 32 UNPERF - l:2000mm	Mounting rail G 32, unslotted, Höhe 5,5 mm, length 2 m, material steel. galv. zinc-plated and dichromated
98.190.1000.0	Mounting rail TS 32 PERF 15mm - l:2000mm	Mounting rail G 32, slotted, Höhe 15 mm, length 2 m, material steel. galv. zinc-plated and dichromated
98.210.0000.0	Mounting rail TS 32 UNPERF AL - l:2000mm	Mounting rail G 32, unslotted, Höhe 15 mm, length 2 m, material Aluminium
98.220.0000.0	Mounting rail TS 32 UNPERF CU - l:2000mm	Mounting rail G 32, unslotted, Höhe 15 mm, length 2 m, material E copper
98.300.0000.0	Mounting rail TS 35x7,5 UNPERF - l:2000mm	Mounting rail TS 35, unslotted, size 7,5 mm, length 2 m, material steel. galv. zinc-plated and dichromated
98.300.1000.0	Mounting rail TS 35x7,5 PERF 15mm - l:2000mm	Mounting rail TS 35, slotted, size 7,5 mm, length 2 m, material steel. galv. zinc-plated and dichromated
98.300.1900.0	Mounting rail TS 35x7,5 PERF 25mm - l:2000mm	Mounting rail TS 35, slotted, size 7,5 mm, length 2 m, material steel. galv. zinc-plated and dichromated
98.360.0000.0	Mounting rail TS 35x15-2,3 UNPERF - l:2000mm	Mounting rail TS 35, unslotted, size 15 mm, length 2 m, material steel. galv. zinc-plated and dichromated
98.360.0004.0	Mounting rail TS 35x15-2,3 UNPERF FZN - l:2000mm	Mounting rail TS 35, unslotted, size 15 mm, length 2 m, material steel, hot galvanized
98.370.0000.0	Mounting rail TS 35x15 UNPERF - l:2000mm	Mounting rail TS 35, unslotted, size 15 mm, length 2 m, material steel. galv. zinc-plated and dichromated
98.370.1000.0	Mounting rail TS 35x15 PERF 15mm - l:2000mm	Mounting rail TS 35, slotted, size 15 mm, length 2 m, material steel. galv. zinc-plated and dichromated
98.380.0000.0	Mounting rail TS 35x15-2,3 UNPERF CU - l:2000mm	Mounting rail TS 35, unslotted, size 15 mm, length 2 m, material E copper
07.311.9855.0	End plate AP 2,5U/8113S/H/V0	End plate for DIN rail terminal blocks type WKF 2,5.../8113S..., color: grey
98.300.1800.0	Mounting rail TS 35x7,5 PERF 18mm - l:2000mm	Mounting rail TS 35, slotted, size 7,5 mm, length 2 m, material steel. galv. zinc-plated and dichromated

- Diese Maße werden bei Abnahme besonders geprüft
- Ausschließlich Prüfmaße
- Mit AE gekennzeichnete Maße sind nur für interne Zwecke gültig



Weitere Daten siehe Katalog
further data see catalog

Freitoleranz nach		CAD - Zeichnung, keine manuellen Änderungen			1. Verwendung: -		Bl.: 1 von 1		
	/	Maßstab	Werkstoff und Oberfläche:		2003	Tag	Name		
	/				Entworfen	23.05.			Schmitt J.
	/				Geprüft	-			-
	/	Vol.	mm ³	Dfl.	mm ²	Normgepr.	-	-	
	/	wieland Elektrische Verbindungen		WK 2,5		Benennung DURCHGANGSKLEMME terminal			
	/			U/8113 S/H					
Buchstabe	Datum / Blatt	Änderung							

Weitergabe sowie Vervielfältigung dieses Dokuments, Verwertung und Mitteilung seines Inhalts sind verboten, soweit nicht ausdrücklich gestattet. The reproduction, distribution and utilization of this document as well as the communication of its contents to others without express authorization is prohibited.

- A
- 1
- 2
- 3
- 4
- 5
- 6
- 7
- 8
- 9
- 10
- 11
- 12
- 13
- 14
- 15
- 16
- 17
- 18
- 19
- 20
- M1
- M2
- M3
- L
- G
- 1.1
- 2.1
- 1.1