


Data sheet

Commercial Art.No.: 56.203.7055.0

Multi-tier terminal WTP 2,5/4 E

Duo Feed-through terminal with push in connection for mounting on TS 35, nominal cross section: 2,5 mm², width: 5 mm, color: grey



Commercial Art.No.	56.203.7055.0
EAN	4049088181412
Order Unit	100

Certificates / Approvals



Technical data

General

Nominal cross section	4 mm ²
Color	Grey
Number of levels	2
Number of clamp positions per level	2
Width/grid dimension	5 mm
Insulating housing	PA666
Inflammability class of insulation material acc. with UL94	V0
Mounting method	DIN rail (top hat rail)

Technical data

Rated current	24 A
Rated voltage	500 V
Rated impulse voltage	6 kV
Pollution degree	3
Closing plate required	yes
Type of insulation material	Thermoplastic
Length	82 mm

Connection Data

Connection type	Plug-in connection
Connection type 1	Plug-in connection
Minimum cross section solid	0.2 mm ²
Maximum cross section solid	4 mm ²
Minimum cross section fine stranded	0.2 mm ²
Maximum cross section fine stranded	4 mm ²
Minimum cross section stranded	0.2 mm ²

Maximum cross section stranded	4 mm ²
Minimum conductor cross section (flex., stranded) with cable end sleeve	0.2 mm ²
Maximum conductor cross section (flex., stranded) with cable end sleeve	4 mm ²
Wire strip length	11 mm

Technical Data UL/CSA

Cross section UL	24-12 AWG
Voltage UL	600 V
Current field wiring	20 A
Cross section CSA	24-12 AWG
Voltage CSA	600 V
Current CSA	20 A

Classification

ECLASS 11	
ECLASS 8.1	27141120
ETIM 7.0	EC000897
ETIM 6.0	EC000897
ETIM 5.0	EC000897
ETIM 4.0	EC000897
ETIM 3.0	EC000897

Product compliance

ROHS conformity status	Compliant
REACH-SVHC conformity status	Compliant

Accessories

Commercial Art.No.:	Article-type description:	Description:
Z7.280.6227.0	Jumper bar IVBWKF 2,5- 2	Cross connector, insulated for DIN rail terminal blocks type WKF..., 2 - pole
Z7.280.6327.0	Jumper bar IVBWKF 2,5- 3	Cross connector, insulated for DIN rail terminal blocks type WKF..., 3 - pole
Z7.280.6427.0	Jumper bar IVBWKF 2,5- 4	Cross connector, insulated for DIN rail terminal blocks type WKF..., 4 - pole
Z7.280.6527.0	Jumper bar IVBWKF 2,5- 5	Cross connector, insulated for DIN rail terminal blocks type WKF..., 5 - pole
Z7.280.6627.0	Jumper bar IVBWKF 2,5- 6	Cross connector, insulated for DIN rail terminal blocks type WKF..., 6 - pole
Z7.280.6727.0	Jumper bar IVBWKF 2,5- 7	Cross connector, insulated for DIN rail terminal blocks type WKF..., 7 - pole
Z7.280.6827.0	Jumper bar IVBWKF 2,5- 8	Cross connector, insulated for DIN rail terminal blocks type WKF..., 8 - pole
Z7.280.6927.0	Jumper bar IVBWKF 2,5- 9	Cross connector, insulated for DIN rail terminal blocks type WKF..., 9 - pole
Z7.280.7027.0	Jumper bar IVBWKF 2,5- 10	Cross connector, insulated for DIN rail terminal blocks type WKF..., 10 - pole
98.300.0000.0	Mounting rail TS 35x7,5 UNPERF - l:2000mm	Mounting rail TS 35, unslotted, size 7,5 mm, length 2 m, material steel. galv. zinc-plated and dichromated

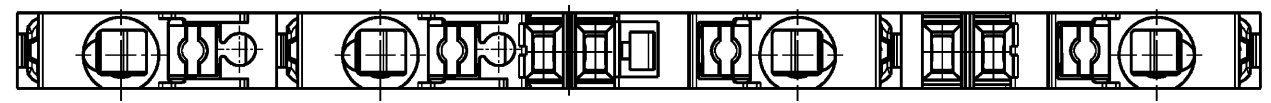
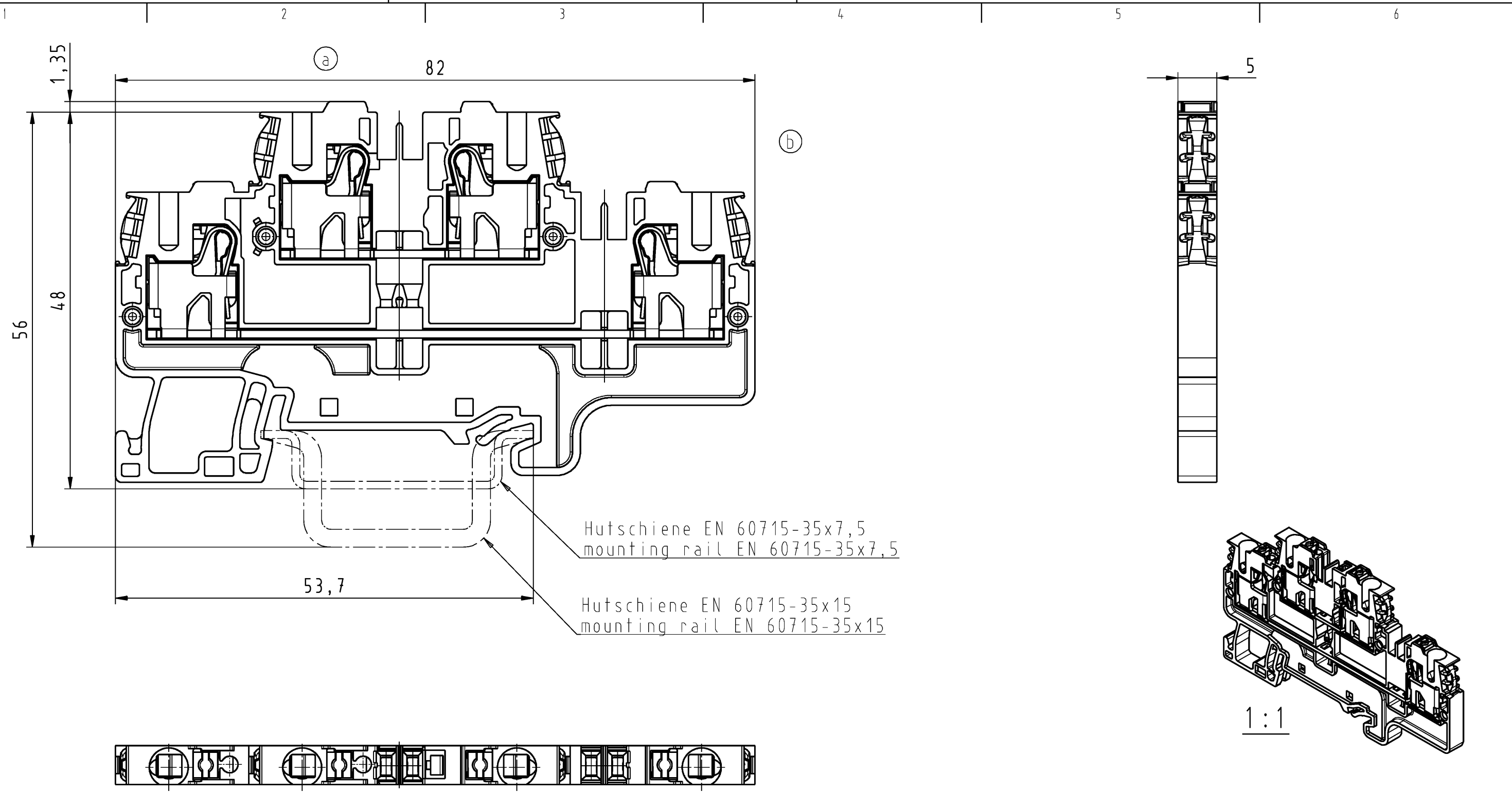
98.300.1000.0	Mounting rail TS 35x7,5 PERF 15mm - l:2000mm	Mounting rail TS 35, slotted, size 7,5 mm, length 2 m, material steel. galv. zinc-plated and dichromated
98.300.1900.0	Mounting rail TS 35x7,5 PERF 25mm - l:2000mm	Mounting rail TS 35, slotted, size 7,5 mm, length 2 m, material steel. galv. zinc-plated and dichromated
98.360.0000.0	Mounting rail TS 35x15-2,3 UNPERF - l:2000mm	Mounting rail TS 35, unslotted, size 15 mm, length 2 m, material steel. galv. zinc-plated and dichromated
98.360.0004.0	Mounting rail TS 35x15-2,3 UNPERF FZN - l:2000mm	Mounting rail TS 35, unslotted, size 15 mm, length 2 m, material steel, hot galvanized
98.370.0000.0	Mounting rail TS 35x15 UNPERF - l:2000mm	Mounting rail TS 35, unslotted, size 15 mm, length 2 m, material steel. galv. zinc-plated and dichromated
98.370.1000.0	Mounting rail TS 35x15 PERF 15mm - l:2000mm	Mounting rail TS 35, slotted, size 15 mm, length 2 m, material steel. galv. zinc-plated and dichromated
98.380.0000.0	Mounting rail TS 35x15-2,3 UNPERF CU - l:2000mm	Mounting rail TS 35, unslotted, size 15 mm, length 2 m, material E copper
07.312.7355.0	End plate APFN 2,5 E/35	End plate for DIN rail terminal blocks type WKFN 2,5 E..., color: grey
07.312.7455.0	Partition TWFN 2,5 E/35	Partition for DIN rail terminal blocks type WKFN 2,5 E..., color: grey
Z7.280.7127.0	Jumper bar IVBWK 2,5- 11	Cross connector, insulated for DIN rail terminal blocks type WKF..., 11 - pole
Z7.280.7227.0	Jumper bar IVBWK 2,5- 12	Cross connector, insulated for DIN rail terminal blocks type WKF..., 12 - pole
Z7.280.8027.0	Jumper bar IVBWK 2,5- 20	Cross connector, insulated for DIN rail terminal blocks type WKF..., 20 - pole
98.300.1800.0	Mounting rail TS 35x7,5 PERF 18mm - l:2000mm	Mounting rail TS 35, slotted, size 7,5 mm, length 2 m, material steel. galv. zinc-plated and dichromated
04.344.2355.8	Warning cover AD WTP 2,5	Cover with warning symbol for DIN rail terminal blocks type WTP 2,5, color yellow
05.564.3755.0	Wire entry guides LEL 2,5/1 white	Wire entry guides for wires with a nominal cross section of 0.13mm ² -0.20mm ² , color: white
05.564.3855.0	Wire entry guides LEL 2,5/1 gray	Wire entry guides for wires with a nominal cross section of 0.25mm ² -0.5mm ² , color: grey
05.564.3955.0	Wire entry guides LEL 2,5/1 black	Wire entry guides for wires with a nominal cross section of 0.75mm ² -1.0mm ² , color: black
04.242.5053.0	Marking tag strips 9705 A / 5 / 10	Marking tag strips for DIN rail terminal blocks type 9700 A / 5..., 10 tags per strip, color: blue, unmarked, markable with Wieplot plotter-system

A
 Weitergabe sowie Vervielfältigung dieses Dokuments, Verwertung und Mitteilung seines Inhalts sind verboten, soweit nicht ausdrücklich gestattet. Die Reproduktion, Distribution und Nutzung dieses Dokumentes, sowie die Kommunikation mit Dritten ohne schriftliche Genehmigung ist untersagt.
 The reproduction, distribution and utilization of this document as well as the communication of its contents to others without express authorization is prohibited.

B
 These dimensions will be especially checked at delivery
 Only inspection dimensions
 With /E marked dimensions are only valid for internal use

C
 Diese Maße werden bei Abnahme besonders geprüft
 Ausschließlich Prüfmaße
 Mit /E gekennzeichnete Maße sind nur für interne Zwecke gültig

F



Weitere Daten siehe KATALOG oder eKatalog
 additional data see CATALOG or eCATALOG
www.wieland-electric.com
eshop.wieland-electric.com

Tolerierung Size ISO 14405 (E) / Tolerance system Size ISO 14405 (E) (This ISO-standard describes the envelope principle. According to the envelope principle the deviations of form and parallelism are limited by the size tolerances).		ja/yes <input checked="" type="checkbox"/> Stoffverbots- und Deklarationsliste nach WN 5020.010 ist einzuhalten. Conformity with Wieland document WN 5020.010 e (list of prohibited / declarable hazardous substances) to be declared!	
Freitoleranz nach General tolerance	CAD - Zeichnung, keine manuellen Änderungen CAD - drawing, no manual modifications allowed	1. Verwendung: First Use:	Blatt: Sheet: 1 von 1 of 1
	Werkstoff / Material	Tag/Date	Name
e	18.06.2018 / Maßstab / Scale	gezeichnet drawn 28.09.2012	Lang O.
d	10.04.2018 /	geprüft checked	
c	15.12.2016 / Vol. mm ³ / Dfl./Srf. mm ²	Normgepr. Stand. check	
b	16.04.2015 /	Ersatz für / Replacement for:	
a	12.11.2014 /	Type	Benennung/Title
Index	Datum / Blatt Date / Sheet	wieland www.wieland-electric.com	WTP 2,5/4 E
Änderung / Revision		ETAGENKLEMME Double_Deck_TB Push in Terminal	

Teilnummer part number	Farbe colour	Typ type
56.203.7055.0	grau/grey	WTP 2,5 D2/4 E
56.203.7055.4	braun/brown	WTP 2,5 D2/4 E BRAUN
56.203.7055.6	blau/blue	WTP 2,5 D2/4 E BLAU
56.203.7055.9	orange/orange	WTP 2,5 D2/4 E ORANGE