

# SPECIFICATION

## APPROVAL SHEET



**CUSTOMER:**  
**PRODUCTS:** S series -IGBT Snubber capacitor  
**CATEGORY:** 0.47μF 1700Vdc  
**ORDERING CODE:** 474J172D21202  
**CUSTOMER CODE:**  
**DATE:** Jul 12<sup>th</sup>, 2022 (Ver 0)

承認印/APPROVAL STAMP		客戶/CUSTOMER	
供方 /VENDER		客戶/CUSTOMER	
<b>Design</b>	<b>Audit</b>		
XH.Q Jul.12 <sup>th</sup> , 2022	WQ.J Jul.12 <sup>th</sup> , 2022		

### Specification Revisions:

Revision Level	Revision Change	Date	Initials

## CABO ELECTRONICS(FOSHAN) LIMITED

TEL: 86-757-8879 3288 FAX: 86-757-8619 7918

info@cabonix.com www.cabonix.com

### A Hi-Reliability capacitor brand of China

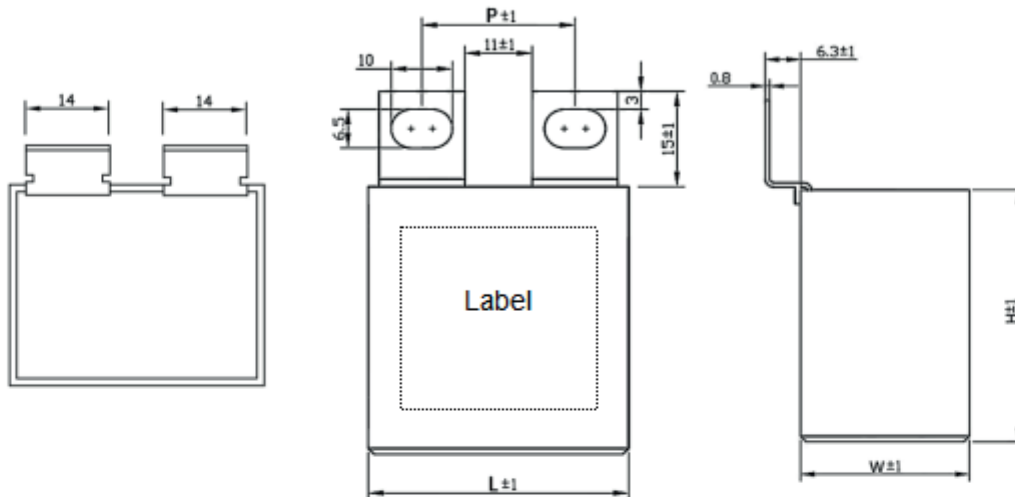
Failure Rate ≤50FIT | 100% Tested Before Delivery



技術圖紙請勿外傳! 該產品引用了多項自主技術專利, CABO 保留追究一切技術圖紙外流損失的權利  
 Confidential and invention patents are contained in CABO solution, disclosure or distribution of this specification is prohibited.

### S series - IGBT Snubber Capacitor

0.47 $\mu$ F1700Vdc Ordering code:474J172D21202




L(Length)	W(Width)	H(Height)	P(Pitch)	Installing range
42	24	44	25	21-29 (M6)

Dimensions in mm, unspecified dimensions tolerance  $\pm 1$ mm

### 技術參數 Technical specification

Electrical Characteristics	
Capacitance ( $C_n$ )	0.47 $\mu$ F
Capacitance tolerance	$\pm 5\%$ (J)
Rated voltage ( $U_n$ )	1700Vdc
RMS current ( $I_{rms}$ )	22A
Pulse current ( $I_p$ )	470A $dv/dt > 1000V/\mu s$
ESR	$< 7m\Omega$
Dissipation factor	$\tan \theta \leq 0.0008 @ 10kHz$
ESL	$\leq 25nH$
Insulation Resistance ( $R_i$ )	$R_i \times C > 5000s$
Operating Temperature ( $T_w$ )	$-40 \sim +85^\circ C$
Work life	100,000 Hrs @ $U_n, \leq 70^\circ C$
Humidity (RH)	0~90%
Altitude	$< 4000m$
Protection level	P0
Mechanical and test parameters	
Test voltage - terminals ( $U_{th}$ )	2550Vdc 10s
Enclosure material	Plastic shell
Sealing materials	Epoxy resin (Dry type)
Dielectric medium	Metallized PP film, self-healing
Cooling mode	Nature cooling
Fire resistance	UL 94 V-0



## 引用標準 Reference standard

IEC61071-1/2 , IEC60664-1:2007, UL94, CABO standard

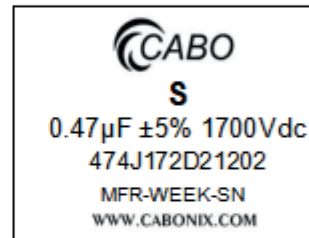
## 包裝與運輸 Packing and shipment

The capacitors are packed into a cardboard box, any kinds of shipment are permitted.  
But the sprinkle of rain or snow and mechanical damage must be avoided.

## 標識 Marking

The capacitor is marked by laser print or stamp or adhesive label,  
With following information:

- 1.Rated capacitance value(0.47 $\mu$ F)
- 2.Rated voltage(1700Vdc)
- 3.Tolerance on rated capacitance(J :  $\pm$ 5%)
- 4.Part number(Code for ordering: 474J172D21202)
- 5.Trace code and serial number(MFR-WEEK-SN)



## 提醒和警示 Cautions and Warnings

- (1) The capacitor have not discharge resistors between terminals, so the energy stocked in the capacitor may be lethal, before handle capacitors please discharge through resistor, short-circuit the capacitor is not permit.
- (2) Check thickness of the connections/terminals periodically.
- (3) Do not use or store capacitors in corrosive atmosphere, especially where chloride gas, sulfide gas, acid, alkali, salt or the like are present. In the dusty environment regular maintenance and cleaning especially of the terminals is required to avoid conductive path between phases.
- (4) All the data measured at Room Temperature(R. T. 23 $\pm$ 8 $^{\circ}$ C) unless otherwise specified.
- (5) CABO is not responsible for any damages, which are caused by the improper installation and application. Before using the capacitor in any application, please read carefully this technical data-sheet.
- (6) Specifications are subject to change without prior notice. Don't hesitate to contact us for any doubts and more detail information.



肯博電子(佛山)有限公司  
CABO Electronics(Foshan)Ltd.

