


Data sheet

Commercial Art.No.: 59.903.1055.0

Socket plug WBF 2,5-10

Socket plug with spring clamp connection - preconfigured, 10-poles, color gray



Commercial Art.No.	59.903.1055.0
EAN	4049088049071
Order Unit	25

Certificates / Approvals



Technical data

General

Nominal cross section	2.5 mm ²
Color	Grey
Width/grid dimension	50 mm
Insulating housing	PA666
Inflammability class of insulation material acc. with UL94	V0
Explosion-tested version "Ex e"	No
Mounting method	Direct mounting
Terminal blocks for electrical installations	No

Technical data

Rated current	32 A
Rated voltage	500 V
Rated impulse voltage	8 kV
Pollution degree	3
Closing plate required	No
Type of insulation material	Thermoplastic
Length	20.8 mm

Connection Data

Connection type 1	spring clamp connection
Connection type 2	Plug-in connection
Minimum cross section solid	0.13 mm ²
Maximum cross section solid	4 mm ²
Minimum cross section fine stranded	0.13 mm ²

Maximum cross section fine stranded	4 mm ²
Wire strip length	11 mm

Technical Data UL/CSA

Cross section UL	24-12 AWG
Voltage UL	500 V
Current factory wiring	20 A
Current field wiring	20 A
Cross section CSA	24-12 AWG
Voltage CSA	500 V
Current CSA	20 A

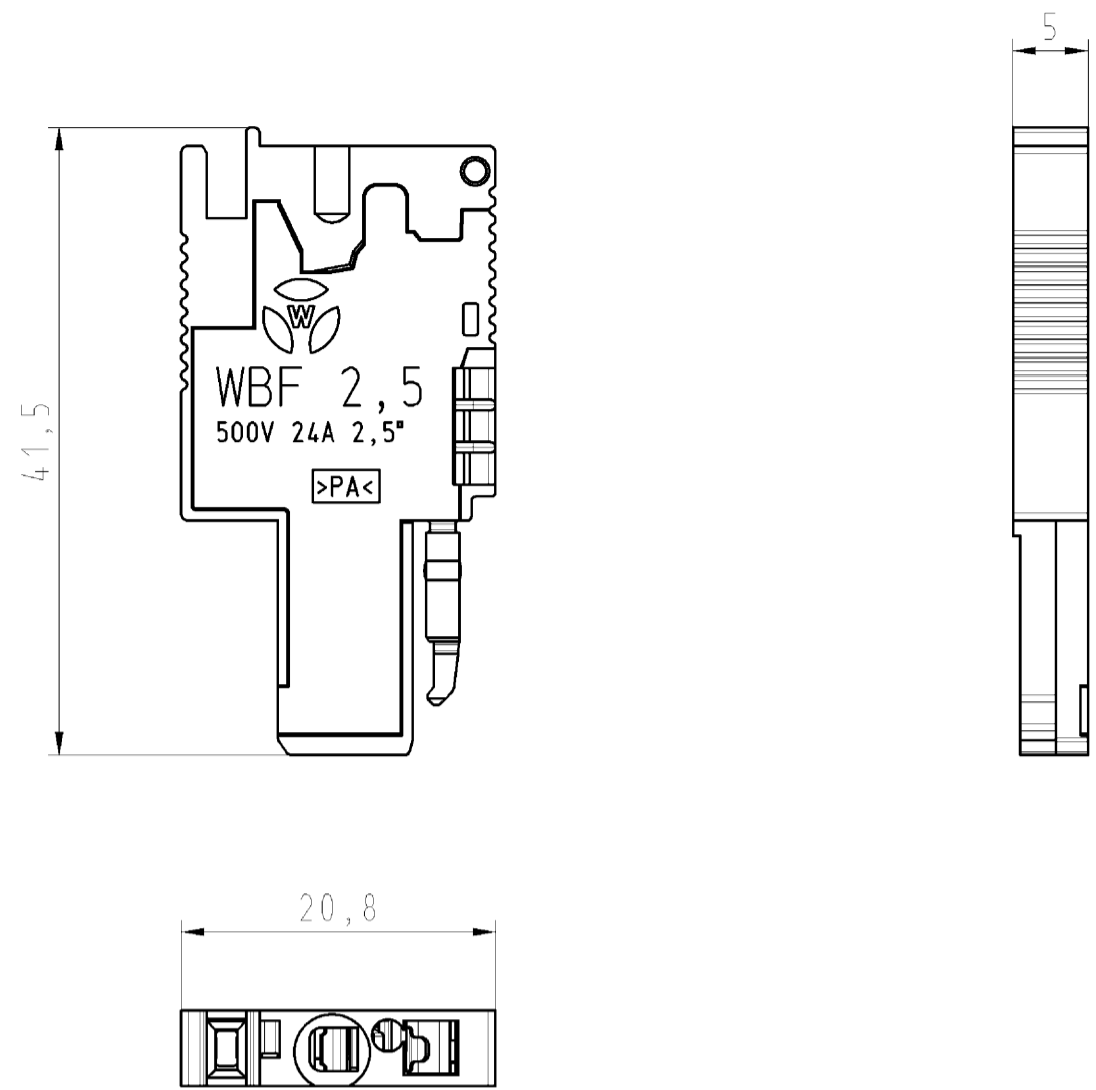
Classification

ECLASS 11	
ECLASS 8.1	27141120
ETIM 7.0	EC000897
ETIM 6.0	EC000897
ETIM 5.0	EC000897
ETIM 4.0	EC000897
ETIM 3.0	EC000897

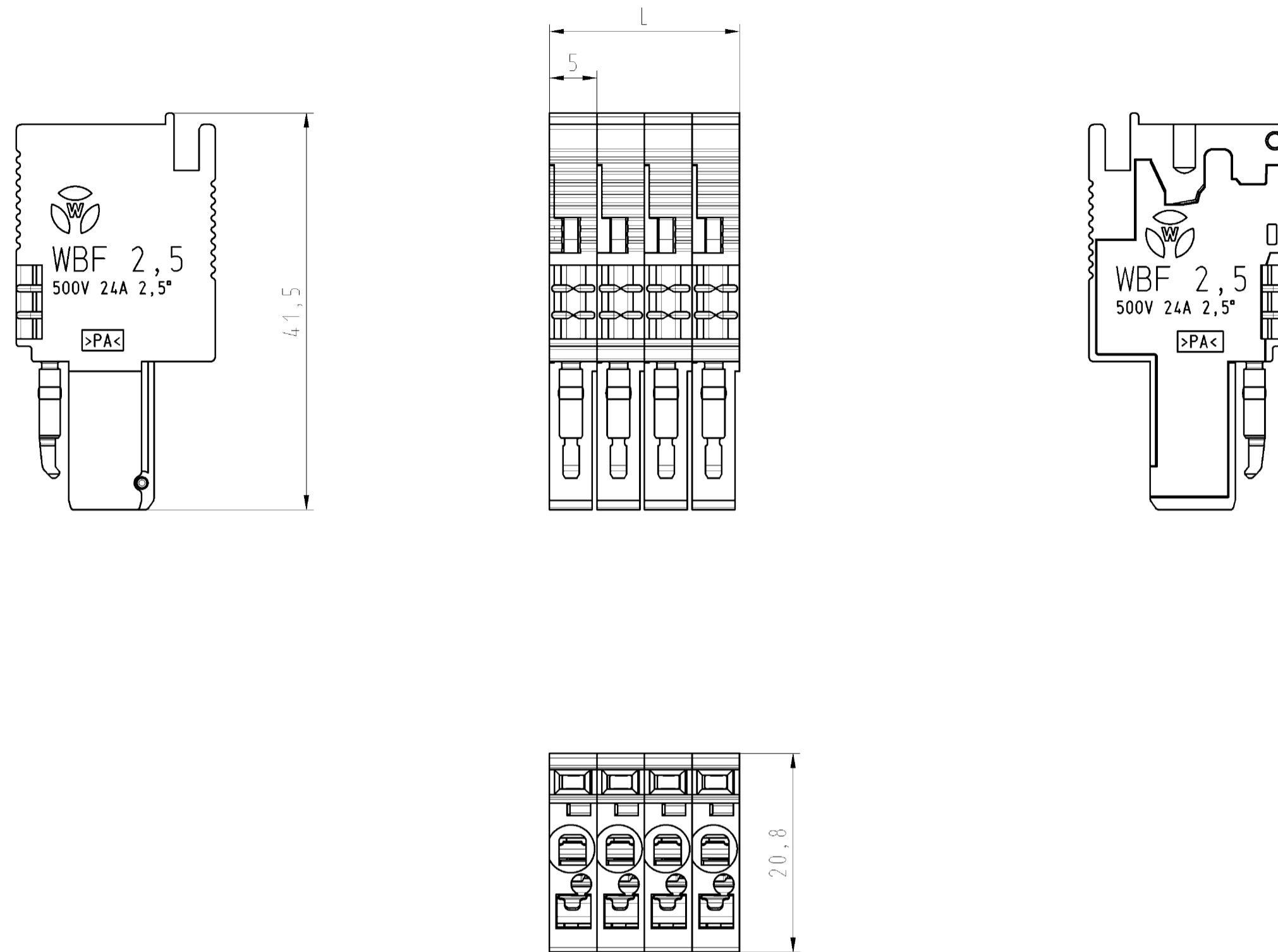
Product compliance

ROHS conformity status	Compliant
REACH-SVHC conformity status	Compliant

Gezeichnete Ausführung 59.903.0155.0



Gezeichnete Ausführung 59.903.0455.0



These dimensions will be especially checked at delivery
 Only inspection dimensions
 M.L./E marked dimensions are only valid for internal use

These Maße werden bei Abnahme besonders geprüft
 Ausschließlich Prüfmaße
 M.L./E gekennzeichnete Maße sind nur für internen Zweck gültig

Weitergabe sowie Vervielfältigung dieses Dokuments, Verwertung und Mitteilung seines Inhalts sind verboten, soweit nicht ausdrücklich gestattet.
 The reproduction, distribution and utilization of this document as well as the communication of its contents to others without express authorization is prohibited.

Teile-Nr.	Ausführung	L
59.903.0155.0	1-polig	5
59.903.0255.0	2-polig	10
59.903.0355.0	3-polig	15
59.903.0455.0	4-polig	20
59.903.0555.0	5-polig	25
59.903.0655.0	6-polig	30
59.903.0755.0	7-polig	35
59.903.0855.0	8-polig	40
59.903.0955.0	9-polig	45
59.903.1055.0	10-polig	50
59.903.1155.0	11-polig	55
59.903.1255.0	12-polig	60

Weitere Daten siehe Katalog
 further data see catalog

Tolerierung nach DIN 7167/Tolerance system acc. to DIN 7167. (This DIN-standard describes the envelope principle. According to the envelope principle the deviations of form and parallelism are limited by the size tolerances).		ja/yes <input checked="" type="checkbox"/> Stoffverhalts- und Deklarationsliste nach UU-TQM-05/03 ist einzuhalten. (Conformity with Wieland document UU-TQM-05/03 (list of prohibited / declarable hazardous substances) to be declared!)	
Freitoleranz nach General tolerance CAD - Zeichnung, keine manuellen Änderungen CAD - drawing, no manual modifications allowed.		1. Verwendung: - Blatt: 1 von 1 Sheet: 1 of 1	
Werkstoff/Material		2014	Tag/Date
Maßstab/Scale		23.07.	Name
2:1		-	Nagengast F.
Vol.		T	
mm/Dfl./Surf.		Zeichnung Nr./Drawing No.	
Ersatz für/Replacement for: -		59.903.0155.0 01K	
wieland		Type	Benennung/Title
Elektrische Verbindungen		WBF 2,5	BUCHSENSTECKER
Index Datum / Blatt Date / Sheet		female connector	
Änderung/Revision		Zugfederanschluss/spring clamp connection	

59.903.0155.01K1 CAD00332 Nagengast 2014-07-23T16:50 1.000