

Data sheet

Commercial Art.No.: 58.504.5055.0

Feed-through terminal WT 4 D1/2

Feed-through terminal with Screw connection for mounting on TS 35, nominal cross section: 4 mm², width: 6 mm, color: grey



Commercial Art.No.	58.504.5055.0
EAN	4049088164033
Order Unit	100

Certificates / Approvals



SEV-Ex



Technical data

General

Nominal cross section	4 mm ²
Color	Grey
Number of levels	1
Number of clamp positions per level	3
Width/grid dimension	6 mm
Insulating housing	PA666
Inflammability class of insulation material acc. with UL94	V0
Mounting method	DIN rail (top hat rail)
Terminal blocks for electrical installations	yes

Technical data

Rated current	32 A
Rated voltage	500 V
Rated impulse voltage	6 kV
Pollution degree	3
Closing plate required	yes
Type of insulation material	Thermoplastic
Length	56 mm
Width	6 mm
Height	49 mm

Connection Data

Connection type 1	screw connection
-------------------	------------------

Connection type 2	screw connection
Minimum cross section solid	0.14 mm ²
Maximum cross section solid	6 mm ²
Minimum cross section fine stranded	0.14 mm ²
Maximum cross section fine stranded	6 mm ²
Minimum conductor cross section (flex., stranded) with cable end sleeve	0.5 mm ²
Maximum conductor cross section (flex., stranded) with cable end sleeve	4 mm ²
Wire strip length	9 mm
Torque conductor mounting	0.5 Nm

Technical Data UL/CSA

Cross section UL	26-10 AWG
Voltage UL	300 V
Current factory wiring	30 A
Current field wiring	30 A
Cross section CSA	26-10 AWG
Voltage CSA	300 V
Current CSA	30 A

Classification

ECLASS 11	
ECLASS 8.1	27141120
ETIM 7.0	EC000897
ETIM 6.0	EC000897
ETIM 5.0	EC000897
ETIM 4.0	EC000897

Product compliance

REACH-SVHC conformity status	Compliant
------------------------------	-----------

Accessories

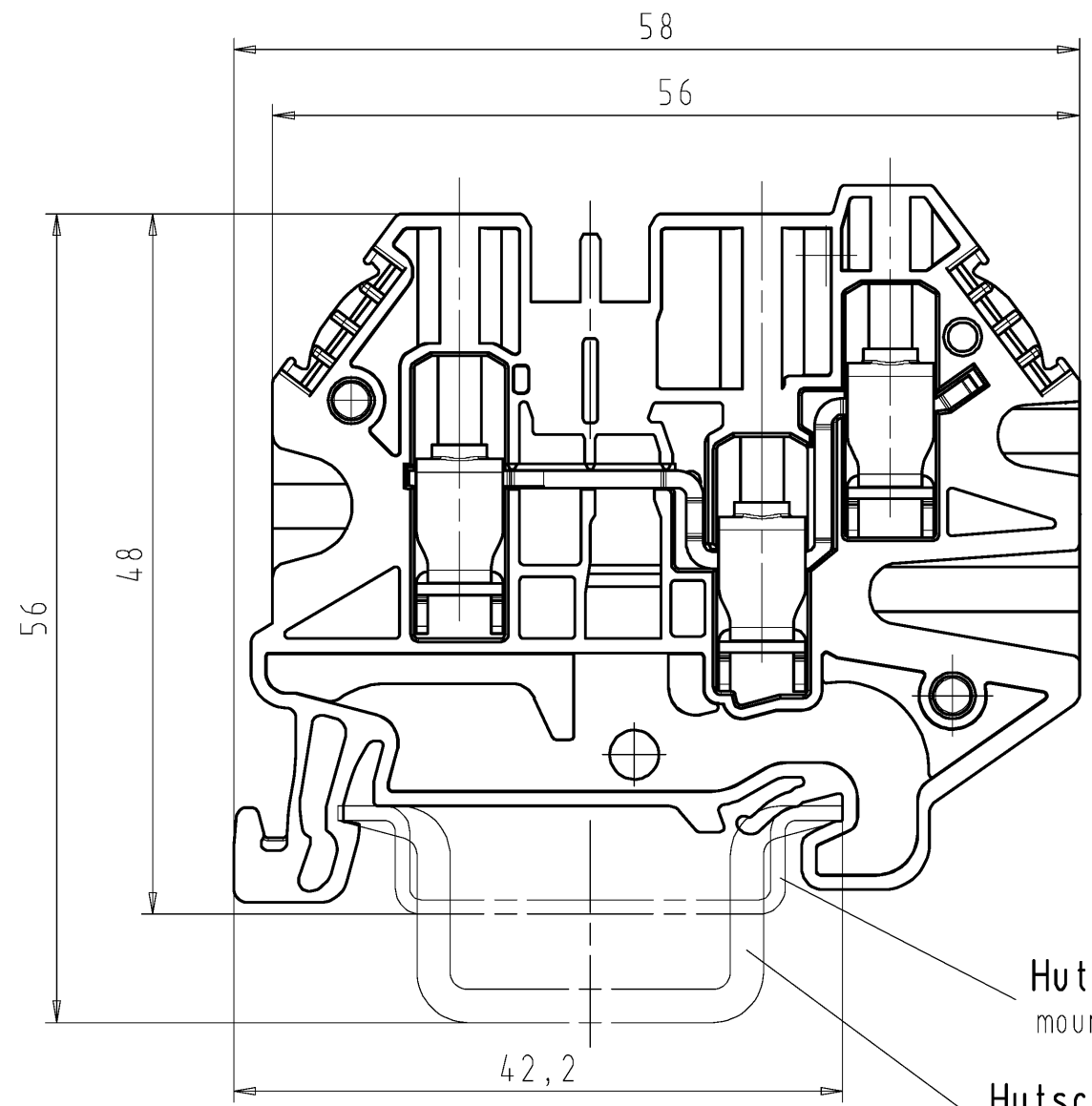
Commercial Art.No.:	Article-type description:	Description:
Z7.261.1227.0	Jumper bar IVB WKF 4 - 2	Cross connector, insulated for DIN rail terminal blocks type WKF..., 2 - pole
Z7.261.1327.0	Jumper bar IVB WKF 4 - 3	Cross connector, insulated for DIN rail terminal blocks type WKF..., 3 - pole
Z7.261.1427.0	Jumper bar IVB WKF 4 - 4	Cross connector, insulated for DIN rail terminal blocks type WKF..., 4 - pole
Z7.261.1527.0	Jumper bar IVB WKF 4 - 5	Cross connector, insulated for DIN rail terminal blocks type WKF..., 5 - pole
Z7.261.1627.0	Jumper bar IVB WKF 4 - 6	Cross connector, insulated for DIN rail terminal blocks type WKF..., 6 - pole
Z7.261.1727.0	Jumper bar IVB WKF 4 - 7	Cross connector, insulated for DIN rail terminal blocks type WKF..., 7 - pole
Z7.261.1827.0	Jumper bar IVB WKF 4 - 8	Cross connector, insulated for DIN rail terminal blocks type WKF..., 8 - pole
Z7.261.1927.0	Jumper bar IVB WKF 4 - 9	Cross connector, insulated for DIN rail terminal blocks type WKF..., 9 - pole



Z7.261.2027.0	Jumper bar IVB WKF 4 - 10	Cross connector, insulated for DIN rail terminal blocks type WKF..., 10 - pole
98.300.0000.0	Mounting rail TS 35x7,5 UNPERF - l:2000mm	Mounting rail TS 35, unslotted, size 7,5 mm, length 2 m, material steel. galv. zinc-plated and dichromated
98.300.1000.0	Mounting rail TS 35x7,5 PERF 15mm - l:2000mm	Mounting rail TS 35, slotted, size 7,5 mm, length 2 m, material steel. galv. zinc-plated and dichromated
98.300.1900.0	Mounting rail TS 35x7,5 PERF 25mm - l:2000mm	Mounting rail TS 35, slotted, size 7,5 mm, length 2 m, material steel. galv. zinc-plated and dichromated
98.360.0000.0	Mounting rail TS 35x15-2,3 UNPERF - l:2000mm	Mounting rail TS 35, unslotted, size 15 mm, length 2 m, material steel. galv. zinc-plated and dichromated
98.360.0004.0	Mounting rail TS 35x15-2,3 UNPERF FZN - l:2000mm	Mounting rail TS 35, unslotted, size 15 mm, length 2 m, material steel, hot galvanized
98.370.0000.0	Mounting rail TS 35x15 UNPERF - l:2000mm	Mounting rail TS 35, unslotted, size 15 mm, length 2 m, material steel. galv. zinc-plated and dichromated
98.370.1000.0	Mounting rail TS 35x15 PERF 15mm - l:2000mm	Mounting rail TS 35, slotted, size 15 mm, length 2 m, material steel. galv. zinc-plated and dichromated
98.380.0000.0	Mounting rail TS 35x15-2,3 UNPERF CU - l:2000mm	Mounting rail TS 35, unslotted, size 15 mm, length 2 m, material E copper
07.313.2855.0	Partition TW WT 4... GR	Partition for DIN rail terminal blocks type WT 16, grey
07.313.2955.0	End plate AP WT 4... GR	End plate for DIN rail terminal blocks type WT 4..., color: grey
98.300.1800.0	Mounting rail TS 35x7,5 PERF 18mm - l:2000mm	Mounting rail TS 35, slotted, size 7,5 mm, length 2 m, material steel. galv. zinc-plated and dichromated

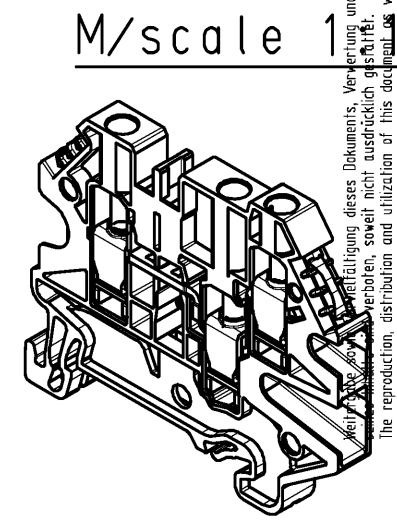
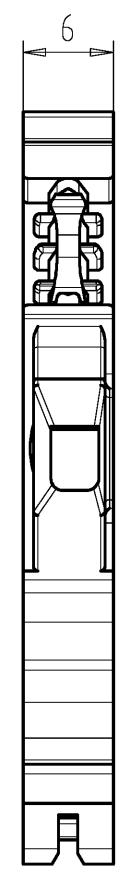
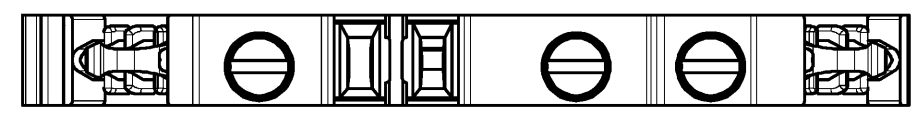
These dimensions will be especially checked at delivery
 Only inspection dimensions
 With /E marked dimensions are only valid for internal use

Diese Maße werden bei Abnahme besonders geprüft
 Ausschließlich Prüfmaße
 Mit /E gekennzeichnete Maße sind nur für interne Zwecke gültig



Hutschiene EN 60715-35x7,5
 mounting rail EN 60715-35x7,5

Hutschiene EN 60715-35x15
 mounting rail EN 60715-35x15



Weitere Daten siehe Katalog
 further data see catalog

* = spezielle Verpackung / special package

Teile - Nr. part - no.	Farbe colour
58.504.5055.0	grau/grey
58.504.5055.5	rot/red
58.504.5055.6	blau/blue
* 58.504.5095.0	grau/grey
* 58.504.5095.6	blau/blue

Tolerierung Size ISO 14405/Tolerance system Size ISO 14405. (This ISO-standard describes the envelope principle. According to the envelope principle the deviations of form and parallelism are limited by the size tolerances).				ja/yes <input checked="" type="checkbox"/> Stoffverbots- und Deklarationsliste nach WN 5020.010 ist einzuhalten. Conformity with Wieland document WN 5020.010 e (list of prohibited / declarable hazardous substances) to be declared!			
Freitoleranz nach General tolerance		CAD - Zeichnung, keine manuellen Änderungen CAD - drawing, no manual modifications allowed		1.Verwendung: First Use:		Blatt: 1 von 1 Sheet: of 1	
/		Werkstoff/Material		2013 Tag/Date Name		Zeichnung Nr./Drawing No. Index	
/		Maßstab/Scale		gezeichnet drawn 18.01. Eller		T 58.504.5055.0 01K a	
/		2:1		geprüft checked - -		Maße in mm/Dimensions are in mm	
/		Vol. mm³ Ofl./Surf. mm²		Normgepr. Stand. check - -		Ersatz für/Replacement for: -	
/		www.wieland-electric.com		Type		Benennung/Title	
a 31.08.2015/ Index Datum / Blatt Date / Sheet		www.wieland-electric.com		WT 4 D1/2		DURCHGANGSKLEMME feed through terminal	
Änderung/Revision							

Veränderung dieses Dokuments, Vervielfältigung und Mithteilung dieses Dokuments, Verbreitung und Mithteilung dieses Dokuments, soweit nicht ausdrücklich gestattet, ist ohne schriftliche Genehmigung von Wieland-Electric verboten, soweit nicht ausdrücklich gestattet. The reproduction, distribution and utilization of this document, as well as the communication of its contents to others without express authorization is prohibited.