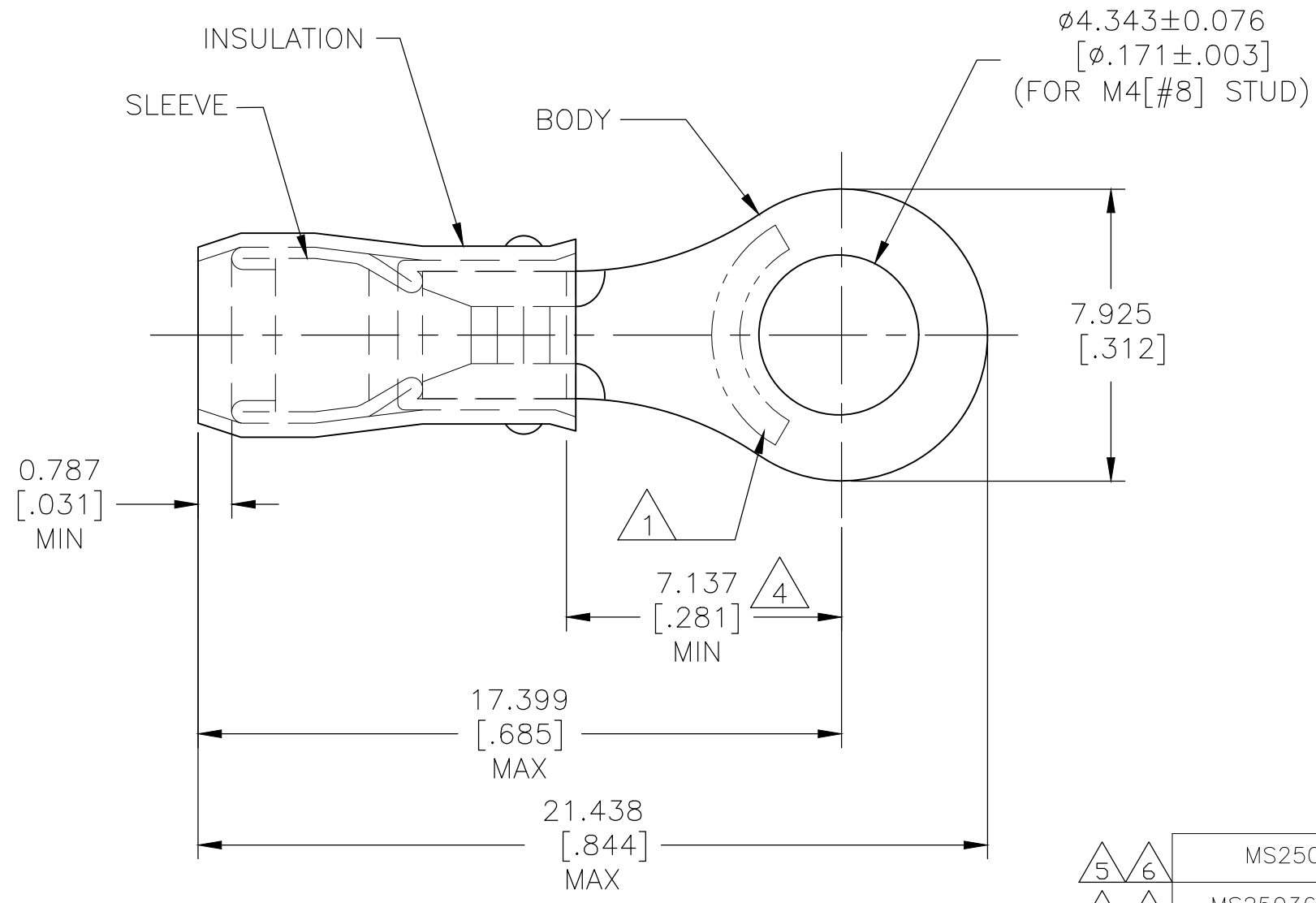


THIS DRAWING IS UNPUBLISHED. RELEASED FOR PUBLICATION
 © COPYRIGHT - By - ALL RIGHTS RESERVED.

REVISIONS					
P	LTR	DESCRIPTION	DATE	DWN	APVD
AA1		REVISED PER ECO-17-008114	05JUN2018	RS	DR
AA2		REVISED PER ECO-19-007720	21MAY2020	KR	DR

AMP WIRE RANGE	5 UL E13288 Listed	6 CSA LR7189 Certified
22-16 AWG SOLID OR STRANDED	22-16 AWG STRANDED	22-16 AWG SOLID OR STRANDED



- 1** STAMP AMP 22-18* APPROX AS SHOWN
22-16 TERMINALS ARE STAMPED 22-18 IN
ACCORDANCE WITH MILITARY SPEC SAE AS7928
COMMERCIAL WIRE RANGE IS 22-16.
- 2** WIRE INSULATION DIA: 2.032-3.175[.080-.125].
- 3** BODY MATERIAL THK: 0.787±0.051[.031±.002].
- 4** APPLIES FROM EDGE OF METAL WIRE BARREL TO
CENTER OF STUD HOLE.
- 5** UL LISTED
- 6** CSA CERTIFIED

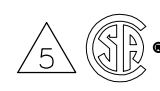
5 6	MS25036-149 CLASS 2	5000	ON TAPE, REEL	1-320551-1
5 6	MS25036-149 CLASS 1 & 2	1000	LOOSE PIECE	320551
	MILITARY P/N AND CLASS	QUANTITY	PACKAGE TYPE	PART NO

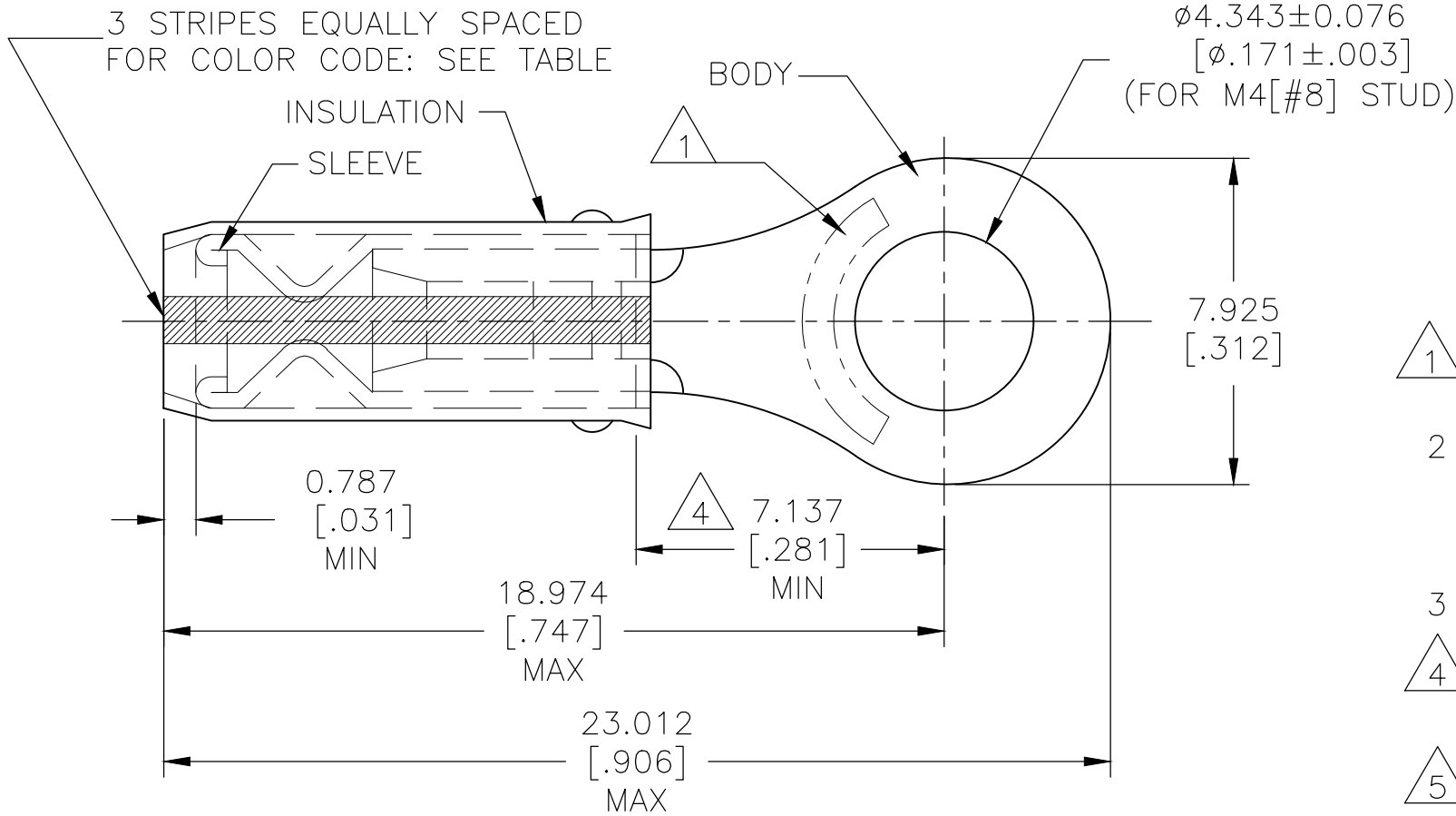
AMP INCORPORATED CUSTOMER SERVICE SYSTEMS		MAX RECOMMENDED OPERATING TEMPERATURE: 105°C[221°F]
FOR ADDITIONAL PRODUCT INFORMATION OR COPIES OF DRAWINGS AND TECHNICAL DOCUMENTS	PRODUCT INFORMATION CENTER 1-800-522-6752	VOLTAGE RATING: 300 V MAX
FOR APPLICATION TOOLING INFORMATION	TOOLING ASSISTANCE CENTER 1-800-722-1111	CIRCULAR MIL AREA: 0.26-1.65mm²[509-3,260] CIR MILS SOLID OR STRANDED
FOR ORDER ENTRY	1-800-526-5142	

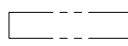
THIS DRAWING IS A CONTROLLED DOCUMENT.		DWN DK SCHRUM 9/8/93	STE TE Connectivity Ltd.	
DIMENSIONS: mm [INCHES]		CHK RE HERSEY 9/8/93		
TOLERANCES UNLESS OTHERWISE SPECIFIED:		APVD ML ELLIS 9/8/93	NAME TERMINAL, RING TONGUE, PIDG™, WIRE SIZE, 26-16 AWG	
0 PLC ± - 1 PLC ± - 2 PLC ± - 3 PLC ± 0.127[.005] 4 PLC ± - ANGLES ± -		PRODUCT SPEC UL 486A-B 5	DRAWING NO 114-2157	
MATERIAL BODY & SLEEVE COPPER PER ASTM B-152 INSULATION: NYLON		FINISH BODY & SLEEVE TIN PLATE PER ASTM B545 INSULATION: COLOR-RED	APPLICATION SPEC 114-2157	RESTRICTED TO -
CUSTOMER DRAWING		WEIGHT -	SIZE A3	CAGE CODE 00779
			DRAWING NO C-320551	SCALE NTS
			SHEET 1 OF 2	REV AA2

THIS DRAWING IS UNPUBLISHED. RELEASED FOR PUBLICATION
 © COPYRIGHT - By - ALL RIGHTS RESERVED.

REVISIONS					
P	LTR	DESCRIPTION	DATE	DWN	APVD
-	-	SEE SHEET 1	-	-	-

AMP WIRE RANGE	 LR 7189 Certified
SEE TABLE STRANDED	WIRE SIZE PER TABLE STRANDED



- 1 STAMP AMP  APPROX AS SHOWN SEE TABLE BELOW.
- 2 WIRE INSULATION DIA: 0.965-2.794[.038-.110] FOR 22 AWG
1.168-2.794[.046-.110] FOR 20 AWG
1.422-2.794[.056-.110] FOR 18 AWG.
- 3 BODY MATERIAL THK: 0.787±0.051[.031±.002].
- 4 APPLIES FROM EDGE OF METAL WIRE BARREL TO CENTER OF STUD HOLE.
- 5 CSA CERTIFIED

5	-	RED	20*	20	100	LOOSE PIECE, BOX	8-320551-1
5	M7928/1-32 CLASS 2	WHITE	18*	18	5000	ON TAPE, REEL	1-320551-8
5	M7928/1-32 CLASS 1 & 2	WHITE	18*	18	1000	LOOSE PIECE	1-320551-4
5	M7928/1-23 CLASS 1 & 2	RED	20*	20	1000	LOOSE PIECE	1-320551-3
5	M7928/1-14 CLASS 1 & 2	GREEN	22*	22	1000	LOOSE PIECE	1-320551-2
	MILITARY P/N AND CLASS	STRIPE COLOR	1 STAMPING	WIRE SIZE	QUANTITY	PACKAGE TYPE	PART NO

AMP INCORPORATED
CUSTOMER SERVICE SYSTEMS

FOR ADDITIONAL PRODUCT INFORMATION OR COPIES OF DRAWINGS AND TECHNICAL DOCUMENTS
 PRODUCT INFORMATION CENTER
 1-800-522-6752

FOR APPLICATION TOOLING ASSISTANCE CENTER
 TOOLING INFORMATION
 1-800-722-1111

FOR ORDER ENTRY
 1-800-526-5142

MAX RECOMMENDED OPERATING TEMPERATURE:
 105°C[221°F]

VOLTAGE RATING: 300 V MAX

WIRE RANGE:	CIRC MIL AREA:
22	0.38mm ² [754]
20	0.60mm ² [1,186]
18	0.96mm ² [1,900]

STRANDED

THIS DRAWING IS A CONTROLLED DOCUMENT.

DWN	DK SCHRUM	9/8/93
CHK	RE HERSEY	9/8/93
APVD	ML ELLIS	9/8/93
PRODUCT SPEC	-	-
APPLICATION SPEC	114-2157	-
WEIGHT	-	-

MATERIAL BODY & SLEEVE
 COPPER PER ASTM B-152
 INSULATION: NYLON

FINISH BODY & SLEEVE
 TIN PLATE
 PER ASTM B545
 INSULATION: COLOR-RED

STE TE Connectivity Ltd.

NAME
 TERMINAL, RING TONGUE, I.R.,
 PIDG WIRE SIZE, 22, 20 & 18 AWG

SIZE	CAGE CODE	DRAWING NO	RESTRICTED TO
A3	00779	C-320551	-

CUSTOMER DRAWING SCALE NTS SHEET 2 OF 2 REV AA2