

# Solid State Relays

## Datasheet WG A8 8D, 10D, 12D

Comus International Bvba  
 Overhaamlaan 40  
 3700 Tongeren, Belgium  
 Phone: +32 12390400  
 Fax: +32 12235754  
 Email: info@comus.be  
 www.comus.be



### Features

**Switching** Zero cross & Random

**Output** Triac

**Input** DC with constant current control

### Applications

Resistive and inductive loads with  $\cos\phi > 0.85$  (Z-type)  
 inductive load with  $\cos\phi > 0.65$  (R-type)

### Technical data

WG A8	8D 05	10D 05	12D 05
<b>Input circuit</b>			
Control voltage range	3...32 VDC		
Control current max	22 mA		
Turn-off voltage min..	1 VDC		
Input resistance	Constant current		
<b>Output circuit</b>			
	TRIAC	TRIAC	ALTERNISTOR
Load voltage range	24...420 VAC	24...480 VAC	24...480 VAC
Peak-off state voltage	800 Vdrm	1000 Vdrm	1200 Vdrm
Off-state leakage current	5 mA eff.		
Load current range	5 A		
Surge current 1 half wave	120 A <sub>peak</sub>		
I <sup>2</sup> t for fusing	72 A <sup>2</sup> s		
On-state voltage	1,6 V <sub>peak</sub>		
Off-state (static) dv/dt	500 V/μs		
Snubber	47 Ω / 10 nF		
<b>General data</b>			
Turn-on time max.	11 ms (WG A8 ...D 05 Z zero cross type) 0.1 ( WG A8 ...D 05 R random switching-type)		
Turn-off time max.	11 ms		
Line frequency range.	47...63 Hz		
Isolation volt. between input/output	4.000 V		
Isolation volt. between input-output/base	————		
Isolation resistance	50 MΩ		
Operation temperature	-20...+80 °C		
Recommended varistor	SIOV-S14 K230		
Approvals	————	————	VDE
RoHS conform	YES		

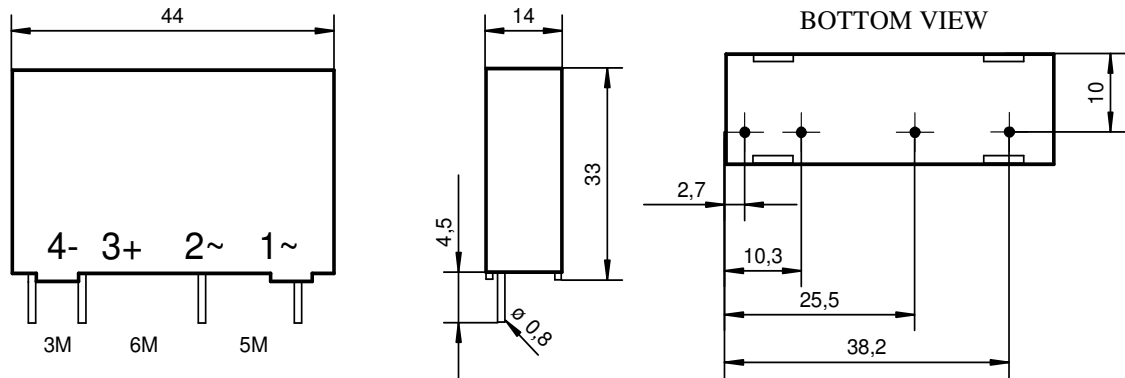
# Solid State Relays

## Datasheet WG A8 8D, 10D, 12D

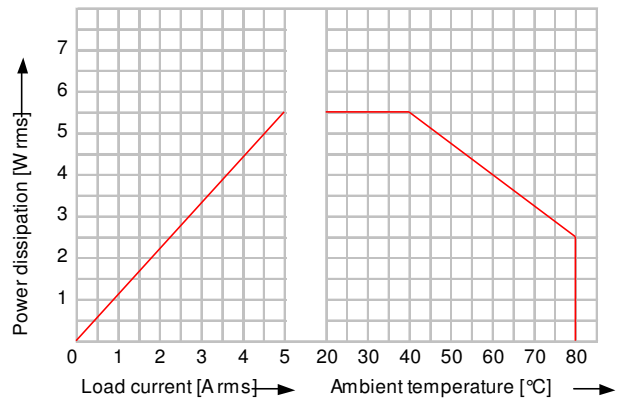
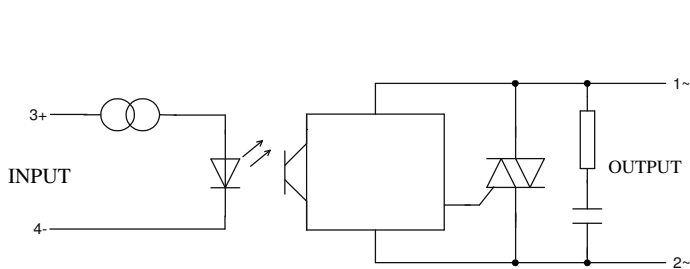
Comus International Bvba  
 Overhaamlaan 40  
 3700 Tongeren, Belgium  
 Phone: +32 12390400  
 Fax: +32 12235754  
 Email: info@comus.be  
 www.comus.be



### Dimensions in mm



### Circuit diagram



### Housing specifications

Weight	Ca. 35 g
Housing material	Glass filled polyester
Potting compound	UL recognized Epoxy
Terminals	Solder pins

### Ordering

