

Data sheet

Commercial Art.No.: 00.712.0303.1

Flat cable 5G2,5MM² PVC SCHWARZ

gesis® NRG BASIC flat cable; mains 5G2.5; 20 A; 0.6/1 kV; PVC CPR class Eca;
color: black.



Commercial Art.No.	00.712.0303.1
EAN	4049088299919
Order Unit	1

Certificates / Approvals



Technical data

Technical data

Nominal cross section conductor	2.5 mm ²
Nominal voltage U _N	1 kV
Nominal voltage U ₀	600 V
Bending radius, static	100 mm
Fire class	Eca
Conductor category	Class 6 = very flexible
Number of cores	5
Core insulation	PVC
Yellow/green conductor	yes
Screen	No
Material outer sheath	PVC
Color outer sheath	black
Flame retardant	according to DIN 60332-1-2
Halogen free (according to EN 60754-12)	No
Cable width approx.	24 mm
Cable height approx.	6.3 mm
Nominal voltage U ₀	600 V
Nominal voltage U	1 kV

Classification

ECLASS 8.1	27062002
ETIM 7.0	EC003250

ETIM 6.0	EC000825
ETIM 5.0	EC000825
ETIM 4.0	EC000825
ETIM 3.0	EC000825

General

Core insulation	PVC
Core identification	Color
Number of cores	5
Flame retardant	according to DIN 60332-1-2
Conductor category	Class 6 = very flexible
Screen	No
Yellow/green conductor	yes
Cable width approx.	24 mm
Cable height approx.	6.3 mm
Color outer sheath	black
Material outer sheath	PVC
Fire class	Eca

Material

halogen free	No
Fire load	1.325 kWh

Product compliance

ROHS conformity status	Compliant
REACH-SVHC conformity status	Compliant

Accessories

Commercial Art.No.:	Article-type description:	Description:
06.562.0653.0	end cap GESIS NRG 5x2,5+5x4MM ²	gesis® NRG end cap; for flat cable 5G2,5 and 5G4; IP40; can be assembled after cable is cut with special cutting tool; colour: natural coloured
95.300.0600.0	Cutting tool GESIS NRG 5x2,5+5x4MM ²	gesis® NRG cutting tool; mandatory to cut and prepare the ends of gesis NRG BASIC and gesis NRG DIMM flat cable for the end cap.
99.681.0000.0	sample case GESIS NRG 5x2,5+5x4MM ²	gesis® NRG sample case 5G2,5 and 5G4 mm ² ; contains feed-in and tapping gesis® NRG BASIC and DIMM, flat cable 5G2,5 mm ² PVC pastel blue, flat cable 5G4 mm ² halogenfree green, end caps, screw driver TX10.
05.562.3000.0	Cable clip Befestigungsschelle	Cable clip for flat cable

Fits with

Commercial Art.No.:	Article-type description:	Description:
92.050.1553.1	Flat cable adapter GST18I5A S1 F7 SW	gesis® NRG mains feed-in for flat cable; colour: black; 250/400 V; 20 A; IP40; integrated strain-relief to feed-in with round cables, diameter: 12 to 16 mm, cross-section fine-stranded: 2,5 bis 4 mm ² , solid: 2,5-6 mm ² ; Piercing-contact screws with Torx-head; for gesis® NRG flat cable 5G2,5, 5G4, 5G2,5+2x1,5 and 5G4+2x1,5



92.031.5453.1	Flat cable adapter GST18I3I B1H F7V SW	geis® NRG flat cable adapter to GST18i3; Code 1 mains; colour of coding: black; pre-selection of L1 or L2 or L3; 250 V; 20 A; IP20; pluggable output parallel to flat cable; piercing-contact screws with Torx-head; for geis® NRG flat cable 5G2,5, 5G4, 5G2,5+2x1,5 and 5G4+2x1,5
92.051.5453.1	Flat cable adapter GST18I5I B1H F7V SW	geis® NRG flat cable adapter to GST18i5; Code 1 mains; colour of coding: black; 250/400 V; 20 A; pluggable output parallel to flat cable; piercing-contact screws with Torx-head; for geis® NRG flatcable 5G2,5, 5G4, 5G2,5+2x1,5 und 5G4+2x1,5

A
Weitergabe sowie Vervielfältigung dieses Dokuments, Verwertung und Mitteilung seines Inhalts sind verboten, soweit nicht ausdrücklich gestattet.
The reproduction, distribution and utilization of this document as well as the communication of its contents to others without express authorization is prohibited.

B
These dimensions will be especially checked at delivery
Only inspection dimensions
With /E marked dimensions are only valid for internal use

C
Diese Maße werden bei Abnahme besonders geprüft
Ausschließlich Prüfmaße
Mit /E gekennzeichnete Maße sind nur für interne Zwecke gültig

D
F
Änderung / Revision

Querschnitt/wire size: 5x2,5mm²

Kupferleiter, blank, 0,15mm feindrähtig nach IEC60228 Klasse 6
copper wire, pure, 0,15mm fine stranded according to IEC60228 class 6

Bedruckung/printing:

Metermarkierung 00000M-99999M

length marking every meter

alle 500mm / every 500mm:
WIELAND - **gesis**® NRG BASIC

5G2,5mm²+2x1,5mm²

PVC fire class Eca

Teilenummer: siehe Tabelle

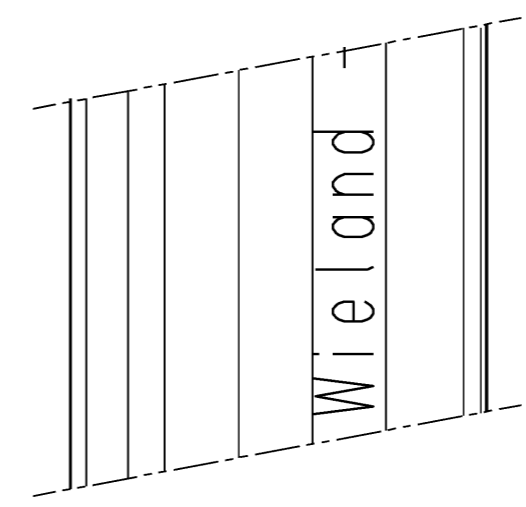
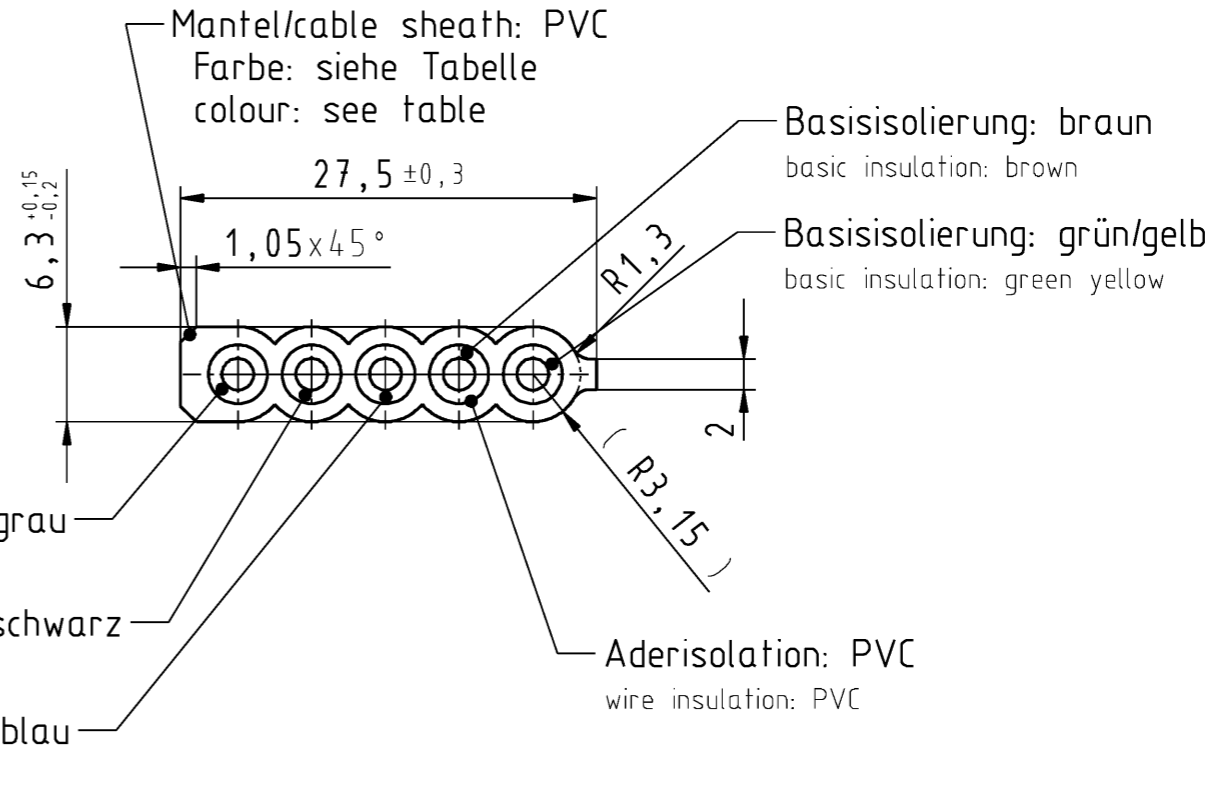
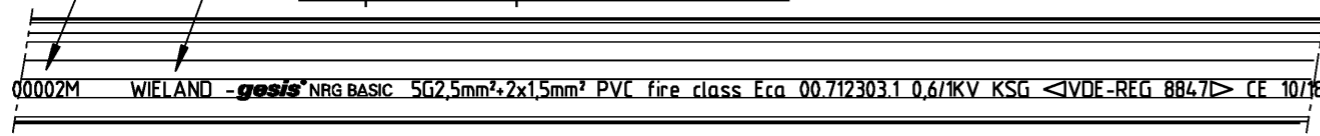
part number: see table

0,6/1KV KSG <VDE-REG 8847> CE

Fertigungsdatum KK/JJ

manufacturing date

Beispiel/example: 00.712.0303.1



Teilenummer part-no.	Farbe colour
00.712.0303.1	schwarz / black RAL 9005
00.712.0303.3	grau / grey RAL 7035
00.712.0303.7	grün / green RAL 6018

Tolerierung Size ISO 14405 © / Tolerance system Size ISO 14405 ©. (This ISO-standard describes the envelope principle. According to the envelope principle the deviations of form and parallelism are limited by the size tolerances).		ja/yes <input checked="" type="checkbox"/> Stoffverbots- und Deklarationsliste nach WN 5020.010 ist einzuhalten. Conformity with Wieland document WN 5020.010 e (list of prohibited / declarable hazardous substances) to be declared!	
Freitoleranz nach General tolerance		CAD - Zeichnung, keine manuellen Änderungen CAD - drawing, no manual modifications allowed	1. Verwendung: First Use:
Blatt: 1 von 1 Sheet: 1 of 1			
Werkstoff / Material		Tag/Date	Name
Maßstab / Scale		gezeichnet drawn	27.05.2015 Schmitt J.
2:1		geprüft checked	
Vol. mm ³ / fl. / Srf. mm ²		Normgepr. Stand. check	
Ersatz für / Replacement for:		Zeichnung Nr. / Drawing No.	
a 234.10.2018 /		00.712.0303.3 01K a	
Index Datum / Blatt Date / Sheet		Maße in mm / Dimensions are in mm	
www.wieland-electric.com		Type	
Benennung/Title		FLACHLEITUNG gesis System 5G2,5mm ² PVC FLAT CABLE	