


Data sheet

Commercial Art.No.: 25.326.3953.0

PCB connector 8113 B / 9 VL OB

PCB female connector with screw connection with rising cage clamp system, 9 poles, max. cross section: 2.5 mm², pitch: 5 mm, type of packing: carton, color: grey



Commercial Art.No.	25.326.3953.0
EAN	4015573359710
Order Unit	50

Certificates / Approvals



Technical data

General

Modular spacing	5 mm
Connection type	screw connection
Soldering process	None
Packaging	Carton
Number of poles	9
Marking	No
Fastening	None
Mating direction towards connector	90°

Technical data

Nominal cross section	2.5 mm ²
Rated current	12 A
Overvoltage Category I	1000 V
Overvoltage Category II	400 V
Overvoltage Category III	250 V
Rated impulse voltage	4 kV
Wire strip length	6 mm

Connection Data

Minimum cross section solid	0.14 mm ²
Maximum cross section solid	2.5 mm ²
Minimum cross section fine stranded	0.14 mm ²

Maximum cross section fine stranded	2.5 mm ²
Wire strip length	6 mm

Technical Data UL/CSA

Cross section UL	22-12 AWG
Voltage UL	300 V
Current field wiring	15 A
Current factory wiring	15 A
Cross section CSA	22-12 AWG
Voltage CSA	300 V
Current CSA	15 A

Other

Type of insulation material	Thermoplastic
Color	Grey
Height	26 mm
Length	45 mm
Depth	12.6 mm
Material attachment screw	CuSn/Steel
Material contact base	CuSn
Material contact surface	Sn

Classification

ECLASS 11	
ECLASS 8.1	27440402
ETIM 7.0	EC002637
ETIM 6.0	EC002637
ETIM 5.0	EC002637
ETIM 4.0	EC002637

Product compliance

ROHS conformity status	Compliant/Exempted
ROHS exceptions	III-6(c)
REACH-SVHC conformity status	Duty-To-Declare
REACH-SVHC substances	Lead
REACH-SVHC CAS numbers	7439-92-1

Fits with

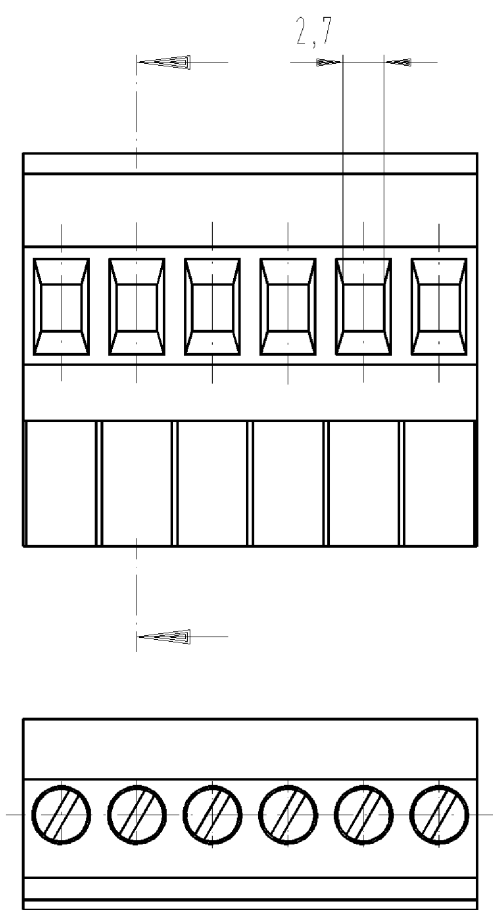
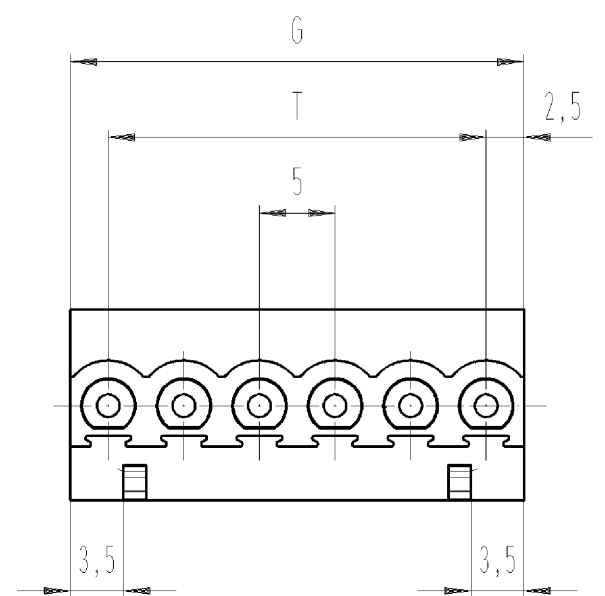
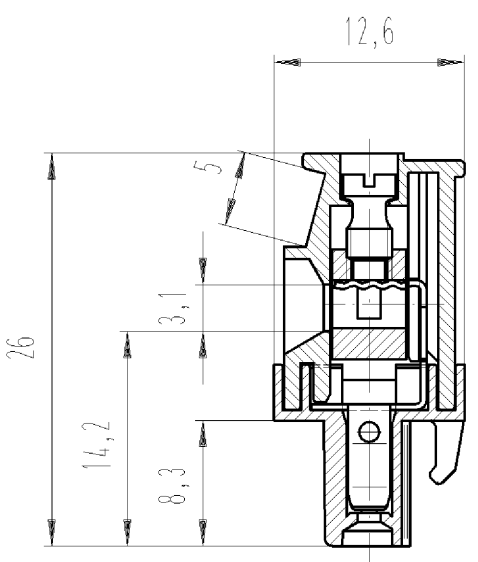
Commercial Art.No.:	Article-type description:	Description:
25.332.3953.0	PCB pin header 8113 S / 9 W OB	PCB pin header, connection method depends on used socket part , 9 poles, pitch: 5 mm, type of packing: carton, color: grey
99.209.9996.0	PCB pin header 8113 S / 9 G OB OF	PCB pin header, connection method depends on used socket part , 9 poles, pitch: 5 mm, type of packing: carton, color: grey
25.330.3953.0	PCB pin header 8113 S / 9 G OB	PCB pin header, connection method depends on used socket part , 9 poles, pitch: 5 mm, type of packing: carton, color: grey
25.394.3953.0	PCB pin header 8113 S / 9 S OB	PCB pin header, connection method depends on used socket part , 9 poles, pitch: 5 mm, type of packing: carton, color: grey
99.269.9996.0	PCB pin header 8113 S / 9 W OB OF	PCB pin header, connection method depends on used socket part , 9 poles, pitch: 5 mm, type of packing: carton, color: grey

27.336.0953.0	PCB pin header 8113 SEG / 9/ 18 W OB	PCB pin header, 9 poles, pitch: 5 mm, type of packing: carton, color: grey
27.334.0953.0	PCB pin header 8113 SEG / 9 / 18 G OB	PCB pin header, 9 poles, pitch: 5 mm, type of packing: carton, color: grey

These dimensions will be especially checked at delivery
Only inspection dimensions
With /± noted dimensions are only valid for internal use

Diese Maße werden bei Abnahme besonders geprüft
Ausschließlich Prüfmaße
Mit /± gekennzeichnete Maße sind nur für interne Zwecke gültig

gezeichnete Ausführung 6-polig
drawn version 6-poles



Teile-Nr. part number	Pol/ pole	G	T	Teile-Nr. part number	Pol/ pole	G	T
25.326.3253.F	2	10	5	25.326.4353.F	13	65	60
25.326.3353.F	3	15	10	25.326.4453.F	14	70	65
25.326.3453.F	4	20	15	25.326.4553.F	15	75	70
25.326.3553.F	5	25	20	25.326.4653.F	16	80	75
25.326.3653.F	6	30	25	25.326.4753.F	17	85	80
25.326.3753.F	7	35	30	25.326.4853.F	18	90	85
25.326.3853.F	8	40	35	25.326.4953.F	19	95	90
25.326.3953.F	9	45	40	25.326.5053.F	20	100	95
25.326.4053.F	10	50	45	25.326.5153.F	21	105	100
25.326.4153.F	11	55	50	25.326.5253.F	22	110	105
25.326.4253.F	12	60	55	25.326.5353.F	23	115	110
				25.326.5453.F	24	120	115

.F	Farbe/colour
.0	grau/grey
.1	schwarz/black
.7	grün/green
.9	orange

Tolerierung nach DIN 7167/Tolerance system acc. to DIN 7167.
[This DIN-standard describes the envelope principle. According to the envelope principle the deviations of form and parallelism are limited by the size tolerances].

ja/yes Stoffverbots- und Deklarationsliste nach UU-TQM-05/03 ist einzuhalten.
Conformity with Wieland document UU-TQM-05/03 (list of prohibited / declarable hazardous substances) to be declared!

Freitoleranz nach
General tolerance

CAD - Zeichnung, keine manuellen Änderungen
CAD - drawing, no manual modifications allowed

1. Verwendung:
First Use: -

Blatt: 1 von 1
Sheet: 1 of 1

Zeichnung Nr./Drawing No. Index

T 25.326.3253.0 01K

Maße in mm/Dimensions are in mm

Werkstoff/Material

2010 Tag/Date Name

gezeichnet
drawn 09.03. Schmitt J.

geprüft
checked - -

Normgepr.
Stand. check - -

Vol. mm³ Öl./Surf. mm² Ersatz für/Replacement for: -

wieland

8113 B /
2-24 VL OB

Benennung/Title

LP_STECKKLEMME

mit Steck- und Schraubanschluß Rastermaß 5,0
Pluggable PCB terminal rising cage clamp pitch 5

Änderung/Revision

Weitergabe sowie Vervielfältigung dieses Dokuments, Verwertung und Mitteilung seines Inhalts sind verboten, soweit nicht ausdrücklich gestattet.
The reproduction, distribution and utilization of this document as well as the communication of its contents to others without express authorization is prohibited.