


Data sheet

Commercial Art.No.: 56.703.9155.0

Duo-ground block WKFN 2,5 D2/2/SL/35

Duo Ground terminal with tension spring connection for mounting on TS 35, nominal cross section: 2.5 mm², width: 5 mm, color: Green-yellow



Commercial Art.No.	56.703.9155.0
EAN	4015573718388
Order Unit	100

Certificates / Approvals



CAN-Ex



PTB



USA-Ex



Technical data

General

Nominal cross section	2.5 mm ²
Color	Green/yellow
Number of levels	1
Number of clamp positions per level	4
Width/grid dimension	5 mm
Insulating housing	PA666
Inflammability class of insulation material acc. with UL94	V0
Explosion-tested version "Ex e"	yes
Mounting method	DIN rail (top hat rail) 35/7.5 mm
Terminal blocks for electrical installations	yes

Technical data

Rated voltage	800 V
Rated impulse voltage	8 kV
Pollution degree	3
Closing plate required	yes
Type of insulation material	Thermoplastic
Length	72.4 mm

Connection Data

Connection type 1	spring clamp connection
Connection type 2	spring clamp connection
Minimum cross section solid	0.13 mm ²
Maximum cross section solid	4 mm ²
Minimum cross section fine stranded	0.13 mm ²
Maximum cross section fine stranded	2.5 mm ²
Wire strip length	11 mm

Technical Data UL/CSA

Cross section UL	22-12 AWG
Voltage UL	600 V
Cross section CSA	24-12 AWG
Voltage CSA	600 V

Classification

ECLASS 11	
ECLASS 8.1	27141141
ETIM 7.0	EC000901
ETIM 6.0	EC000901
ETIM 5.0	EC000901
ETIM 4.0	EC000901
ETIM 3.0	EC000901

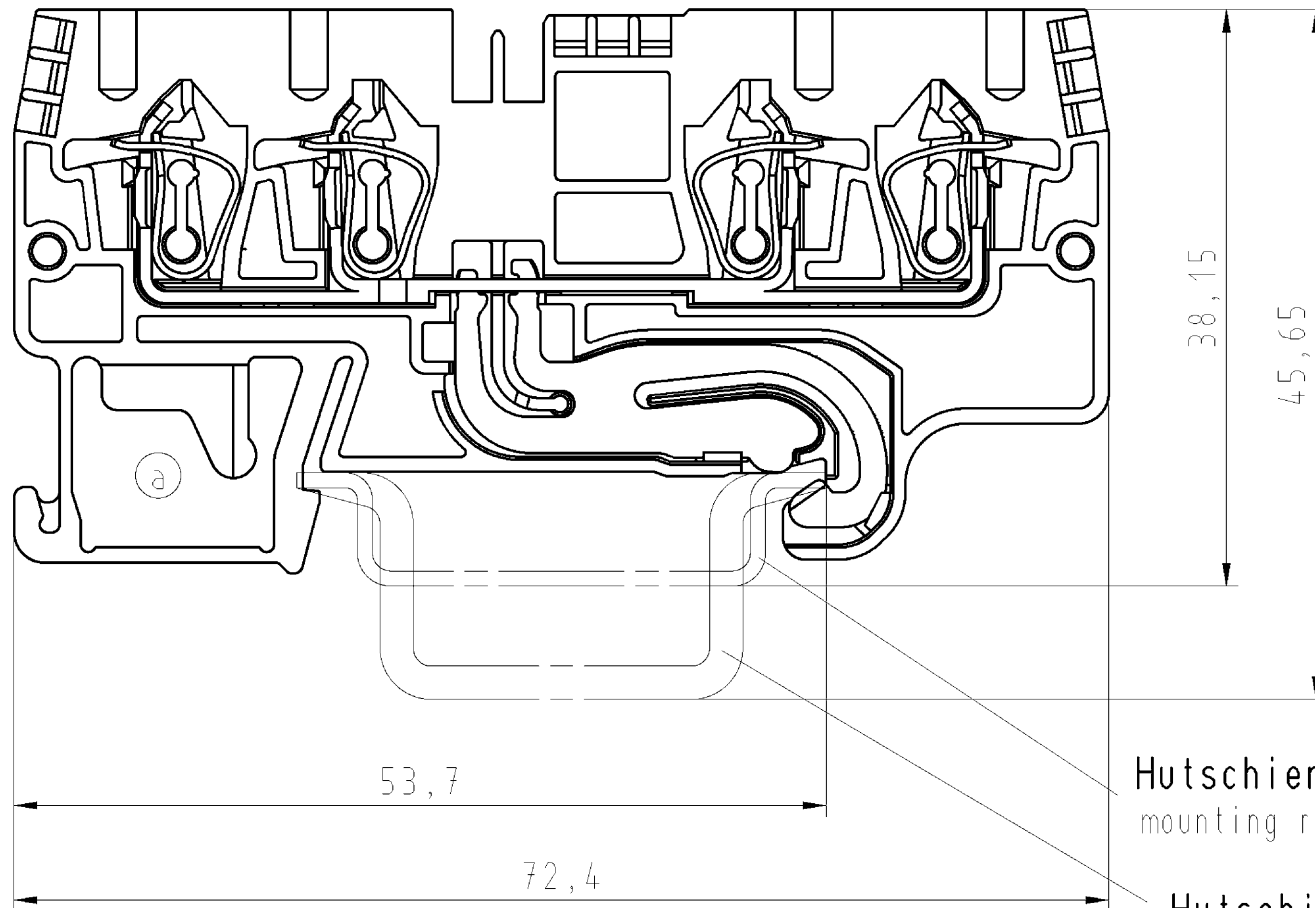
Product compliance

ROHS conformity status	Compliant
REACH-SVHC conformity status	Compliant

Accessories

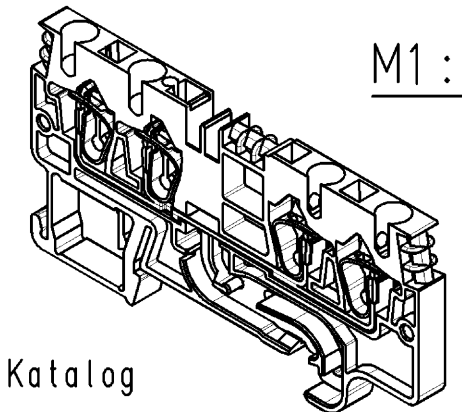
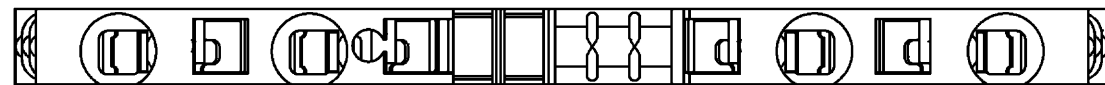
Commercial Art.No.:	Article-type description:	Description:
98.300.0000.0	Mounting rail TS 35x7,5 UNPERF - l:2000mm	Mounting rail TS 35, unslotted, size 7,5 mm, length 2 m, material steel. galv. zinc-plated and dichromated
98.300.1000.0	Mounting rail TS 35x7,5 PERF 15mm - l:2000mm	Mounting rail TS 35, slotted, size 7,5 mm, length 2 m, material steel. galv. zinc-plated and dichromated
98.300.1900.0	Mounting rail TS 35x7,5 PERF 25mm - l:2000mm	Mounting rail TS 35, slotted, size 7,5 mm, length 2 m, material steel. galv. zinc-plated and dichromated
98.360.0000.0	Mounting rail TS 35x15-2,3 UNPERF - l:2000mm	Mounting rail TS 35, unslotted, size 15 mm, length 2 m, material steel. galv. zinc-plated and dichromated
98.360.0004.0	Mounting rail TS 35x15-2,3 UNPERF FZN - l:2000mm	Mounting rail TS 35, unslotted, size 15 mm, length 2 m, material steel, hot galvanized
98.370.0000.0	Mounting rail TS 35x15 UNPERF - l:2000mm	Mounting rail TS 35, unslotted, size 15 mm, length 2 m, material steel. galv. zinc-plated and dichromated
98.370.1000.0	Mounting rail TS 35x15 PERF 15mm - l:2000mm	Mounting rail TS 35, slotted, size 15 mm, length 2 m, material steel. galv. zinc-plated and dichromated
98.380.0000.0	Mounting rail TS 35x15-2,3 UNPERF CU - l:2000mm	Mounting rail TS 35, unslotted, size 15 mm, length 2 m, material E copper
04.343.8353.8	Warning cover ADF.../4 GELB	Cover with warning symbol for DIN rail terminal blocks type WKF ...
Z7.280.6227.0	Jumper bar IVBWKF 2,5- 2	Cross connector, insulated for DIN rail terminal blocks type WKF..., 2 - pole
Z7.280.6327.0	Jumper bar IVBWKF 2,5- 3	Cross connector, insulated for DIN rail terminal blocks type WKF..., 3 - pole
Z7.280.6427.0	Jumper bar IVBWKF 2,5- 4	Cross connector, insulated for DIN rail terminal blocks type WKF..., 4 - pole
Z7.280.6527.0	Jumper bar IVBWKF 2,5- 5	Cross connector, insulated for DIN rail terminal blocks type WKF..., 5 - pole
Z7.280.6627.0	Jumper bar IVBWKF 2,5- 6	Cross connector, insulated for DIN rail terminal blocks type WKF..., 6 - pole
Z7.280.6727.0	Jumper bar IVBWKF 2,5- 7	Cross connector, insulated for DIN rail terminal blocks type WKF..., 7 - pole

Z7.280.6827.0	Jumper bar IVBWKF 2,5- 8	Cross connector, insulated for DIN rail terminal blocks type WKF..., 8 - pole
Z7.280.6927.0	Jumper bar IVBWKF 2,5- 9	Cross connector, insulated for DIN rail terminal blocks type WKF..., 9 - pole
Z7.280.7027.0	Jumper bar IVBWKF 2,5- 10	Cross connector, insulated for DIN rail terminal blocks type WKF..., 10 - pole
Z7.280.7127.0	Jumper bar IVBWKF 2,5- 11	Cross connector, insulated for DIN rail terminal blocks type WKF..., 11 - pole
Z7.280.7227.0	Jumper bar IVBWKF 2,5- 12	Cross connector, insulated for DIN rail terminal blocks type WKF..., 12 - pole
Z7.280.8027.0	Jumper bar IVBWKF 2,5- 20	Cross connector, insulated for DIN rail terminal blocks type WKF..., 20 - pole
98.300.1800.0	Mounting rail TS 35x7,5 PERF 18mm - l:2000mm	Mounting rail TS 35, slotted, size 7,5 mm, length 2 m, material steel. galv. zinc-plated and dichromated
07.312.7155.0	End plate APFN 2,5 D2/2/35	End plate for DIN rail terminal blocks type WKFN 2,5 D2/2..., color: grey
07.312.7255.0	Partition TWFN 2,5 D2/2/35	Partition for DIN rail terminal blocks type WKFN 2,5 D2/2..., color: grey
05.564.3755.0	Wire entry guides LEL 2,5/1 white	Wire entry guides for wires with a nominal cross section of 0.13mm ² -0.20mm ² , color: white
05.564.3855.0	Wire entry guides LEL 2,5/1 gray	Wire entry guides for wires with a nominal cross section of 0.25mm ² -0.5mm ² , color: grey
05.564.3955.0	Wire entry guides LEL 2,5/1 black	Wire entry guides for wires with a nominal cross section of 0.75mm ² -1.0mm ² , color: black
04.242.5053.0	Marking tag strips 9705 A / 5 / 10	Marking tag strips for DIN rail terminal blocks type 9700 A / 5..., 10 tags per strip, color: blue, unmarked, markable with Wieplot plotter-system



Hutschiene EN 60715-35x7,5
mounting rail EN 60715-35x7,5

Hutschiene EN 60715-35x15
mounting rail EN 60715-35x15



Weitere Daten siehe Katalog
further data see catalog

Freitoleranz nach -		CAD - Zeichnung, keine manuellen Änderungen			1. Verwendung: -		Bl.: 1 von 1	
	/	Maßstab	-	2003	Tag	Name	Zeichnung Nr.	
	/	2:1		Entworfen	26.05.	Schmitt J.	56.703.9155.0 01K a	
	/			Geprüft	-	-	Index	
	/	Vol.	mm ³	Glt.	mm ²	Normgepr.	Ersatz für: -	
	/	a		05.04.2012/	Benennung		DUO_SCHUTZLEITERKLEMME	
	/	Buchstabe		Datum / Blatt	WKFN 2,5		duo-PE terminal	
	/	Änderung		D2/2/SL/35		Elektrische Verbindungen		

○ Diese Maße werden bei Abnahme besonders geprüft

○ Ausschließlich Prüfmaße

□ Mit PE gekennzeichnete Maße sind nur für interne Zwecke gültig

Weitergabe sowie Vervielfältigung dieses Dokuments, Verwertung und Mitteilung seines Inhalts sind verboten, soweit nicht ausdrücklich gestattet. The reproduction, distribution and utilization of this document as well as the communication of its contents to others without express authorization is prohibited.

567039155001K_2 CADW2035 Schmitt 2012-04-24T08:50:51 1.000