

## Data sheet

Commercial Art.No.: 81.020.0100.0

Timer relay FLARE TIME HM5-1-A

flare TIME HM5-1-A , multi-function timer relay, 5 functions, 8 time- ranges 0,05s - 240h, 1 timed change-over contact, AC/DC 24-240 V, 50- 60Hz; W x H x D: 22,5 × 96,5 × 91,5 mm



Commercial Art.No.	81.020.0100.0
EAN	4049088159077
Order Unit	1

Certificates / Approvals



## Technical data

### General

Connection type	screw connection
Plug-in socket	No
Remote operation possible	No
Only for remote control	No
Function flashing, starting with pause, fixed time	No
Function flashing, starting with pulse, fixed time	No
Clock function, starting with pause, variable	yes
Clock function, starting with pulse, variable	yes
Number of relay outputs, undelayed, change-over contacts	0
Relay outputs, delayed/undelayed selectable	No
Number of relay outputs, undelayed, normally closed	0
Number of relay outputs, undelayed, normally open	0
Number of relay outputs, delayed, change-over contacts	0
Number of relay outputs, delayed, normally open	0
Number of relay outputs, delayed, change-over contacts	1
Semiconductor output	No
Function delay-on energization	yes
Function floating contact on energization	yes
Function star-delta	No
Function delay on de-energization	No
Function floating contact on de-energization	No
Function pulse shaping	yes

### Technical data

Type of excitation	AC/DC
With auxiliary voltage	No
Min. rated AC voltage for controls, 50 Hz	24 V
Max. rated AC voltage for controls, 50 Hz	240 V
Min. rated AC voltage for controls, 60 Hz	24 V
Max. rated AC voltage for controls, 60 Hz	240 V
Min. rated DC voltage for controls	24 V
Max. rated DC voltage for controls	240 V
Min. nominal voltage DC	20.4 V
Max. nominal voltage DC	264 V
Min. rated frequency	50 Hz
Max. rated frequency	60 Hz
Min. adjustable time	0.05 sec
Max. adjustable time	10 d

#### Dimensions

Depth	91.5 mm
Width	22.5 mm
Height	96.5 mm

#### Classification

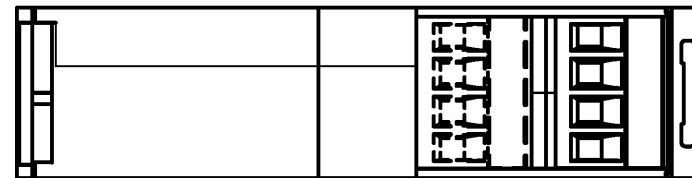
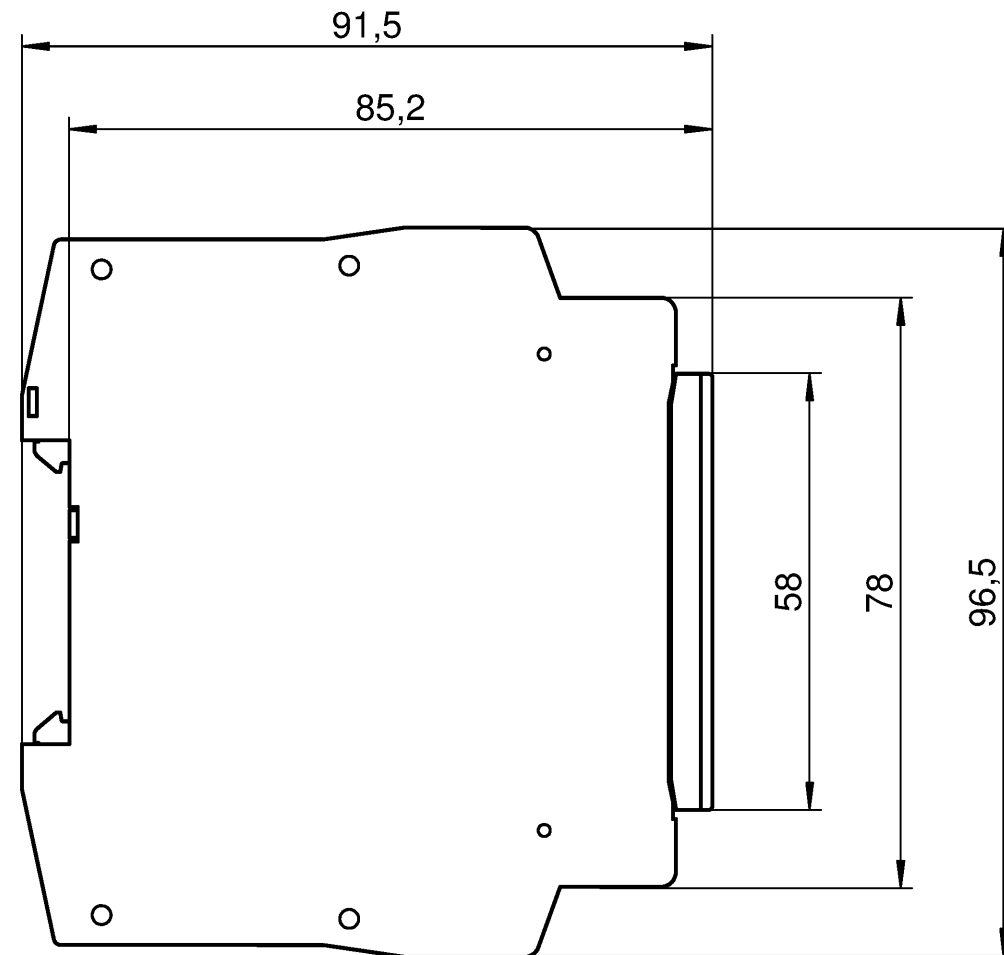

ECLASS 11	
ECLASS 8.1	27371605
ETIM 7.0	EC001439
ETIM 6.0	EC001439
ETIM 5.0	EC001439

#### Product compliance

ROHS conformity status	Compliant/Exempted
ROHS exceptions	III-6(c)
REACH-SVHC conformity status	Duty-To-Declare
REACH-SVHC substances	Lead; Lead titanium zirconium oxide
REACH-SVHC CAS numbers	12626-81-2; 7439-92-1

Ⓐ

Teile-Nr. / Part-No.
R1.188.3740.0
81.020.0100.0
81.020.0104.0
81.020.0105.0
81.020.0134.0
81.020.0135.0



Weitere Angaben siehe KATALOG oder eKatalog.  
Additional data see CATALOG or eCatalog.

[www.wieland-electric.com](http://www.wieland-electric.com)  
[eshop.wieland-electric.com](http://eshop.wieland-electric.com)

ja/yes  Stoffverbots- und Deklarationsliste nach UU-TQM-05/03 ist einzuhalten.  
Conformity with Wieland document UU-TQM-05/03 (list of prohibited / declarable hazardous substances) to be declared!

Freitoleranz nach General tolerance		CAD-Zeichnung, keine manuellen Änderungen CAD drawing, no manual modifications allowed		1. Verwendung: First Use:		Blatt: Sheet:	
		Werkstoff / Material		2014 gezeichnet drawn	Tag/Date 06.06.	Name Kötzner	
		Maßstab/Scale		geprüft checked		Zeichnung Nr. / Drawing No. <b>T R1.188.3740.0 01K</b>	
				Normgepr. Stand. check		Maße in mm/Dimensions are in mm	
		Datei / File: 036351_A01K_R1.188.3740.0.DCD		Ersatz für / Replacement for:			
Ⓐ		17.03.15		www.wieland		Type	
Index		Datum / Blatt Date / Sheet		www.wieland-electric.com		Benennung / Title	
Änderung / Revision						Maßbildzeichnung/dimension drawing Kurzes Gehäuse und Standarddeckel, Baubreite 22,5mm, Schraubklemmen steckbar short housing and standard cover, overall 22,5mm plug-in pcb terminal	

Weitergabe sowie Vervielfältigung dieses Dokuments, Verwertung und Mitteilung  
 seines Inhalts sind verboten, soweit nicht ausdrücklich gestattet.  
 The reproduction, distribution and utilization of this document as well as the  
 communication of its contents to others without express authorization is prohibited.

1  
2  
3  
4  
5  
6  
7  
8  
9  
10  
11  
12  
13  
14  
15  
16  
17  
18  
19  
20  
M1  
M2  
M3  
L  
G  
i  
11.1  
12.1  
1.1