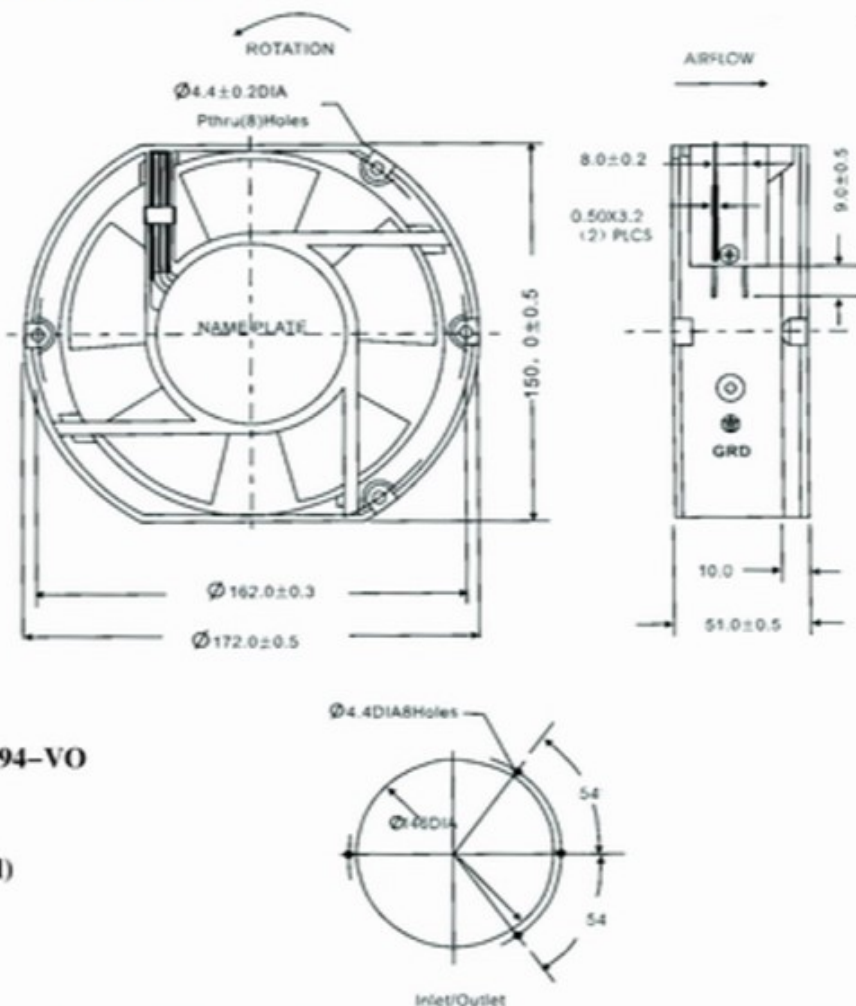


G17050 series

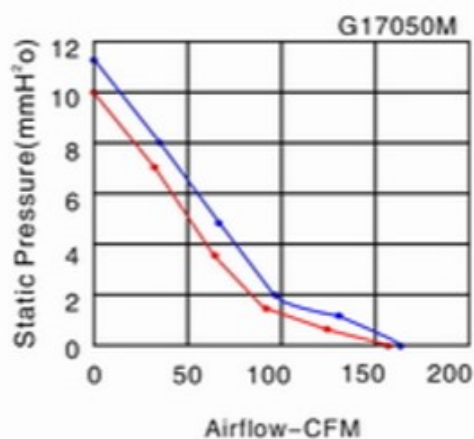
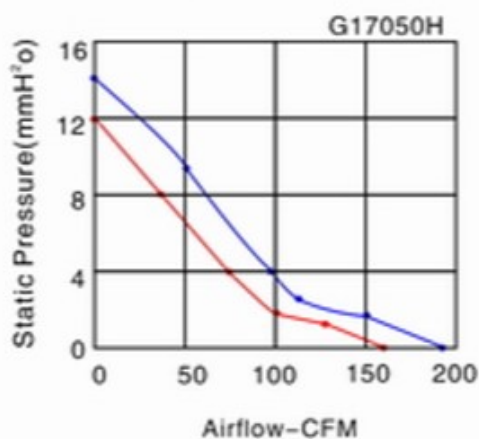


Size: 172mmx150mmx51mm
 Airflow: 272~336m³/hr
 160~198CFM

Weight: 860g
 Noise: 49~59dBA
 Impeller: PBT Thermoplastic Black, UL94-V0
 Frame: Aluminum Alloy
 Terminals: 0.5mm
 Lead Wire: AWG#22 UL 1015 (Optional)
 Motor: Shaded Pole Induction Motor
 Safety: UL > CUL > TUV > CE > CCC
 Operation Temperature: -10°C ~ +65°C



Model	Bearing System	Voltage VAC	Freq. Hz	Current A	Power W	Speed RPM	Noise dBA	Air Flow		Phase	Capacitor
								M3/hr	CFM		
G17050HA,S	Sleeve	100~125	50/60	0.4	38	2600/2900	54/59	299/336	176/198	1	/
G17050HA,S		200~240	50/60	0.22	38	2600/2900	54/59	299/366	176/198	1	/
G17050HA,S		380~420	50/60	0.12	38	2600/2900	54/59	299/366	176/198	1	/
G17050MA,S	Sleeve	100~125	50/60	0.35	35	2200/2600	49/54	272/300	160/176	1	/
G17050MA,S		200~240	50/60	0.19	35	2200/2600	49/54	272/300	160/176	1	/
G17050MA,S		380~420	50/60	0.12	35	2200/2600	49/54	272/300	160/176	1	/
G17050HA,B	Ball	100~125	50/60	0.4	38	2600/2900	54/59	299/336	176/198	1	/
G17050HA,B		200~240	50/60	0.22	38	2600/2900	54/59	299/336	176/198	1	/
G17050HA,B		380~420	50/60	0.12	38	2600/2900	54/59	299/336	176/198	1	/
G17050MA,B	Ball	100~125	50/60	0.35	35	2200/2600	49/54	272/300	160/176	1	/
G17050MA,B		200~240	50/60	0.19	35	2200/2600	49/54	272/300	160/176	1	/
G17050MA,B		380~420	50/60	0.12	35	2200/2600	49/54	272/300	160/176	1	/



Key
 — 60Hz
 — 50Hz