

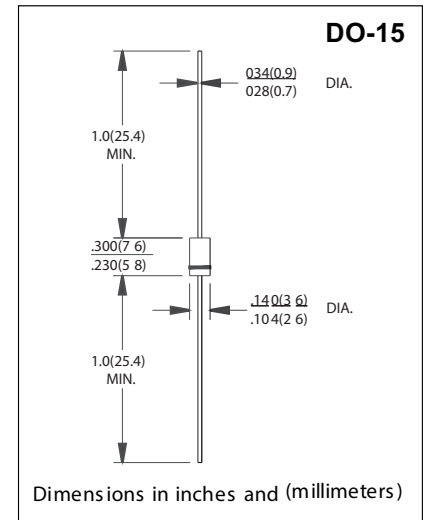
SUPER FAST RECOVERY RECTIFIER

FEATURES

- Low cost construction
- Fast switching for high efficiency.
- Low reverse leakage
- High forward surge current capability
- High temperature soldering guaranteed:
260°C/10 secods/.375"(9.5mm)lead length at 5 lbs(2.3kg) tension

MECHANICAL DATA

- Case: Transfer molded plastic
- Epoxy: UL94V-O rate flame retardant
- Polarity: Color band denotes cathode end
- Lead: Plated axial lead, solderable per MIL-STD-202E method 208C
- Mounting position: Any
- Weight: 0.014ounce, 0.39grams



MAXIMUM RATINGS AND ELECTRICAL CHARACTERISTICS

- Ratings at 25 °C ambient temperature unless otherwise specified Single Phase, half wave, 60Hz, resistive or inductive load For capacitive load derate current by 20%.

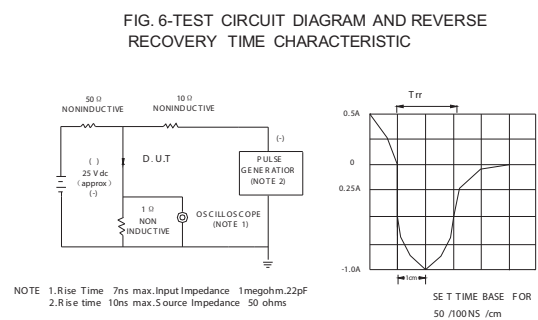
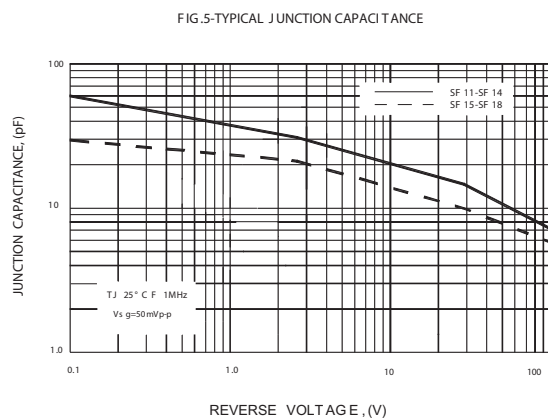
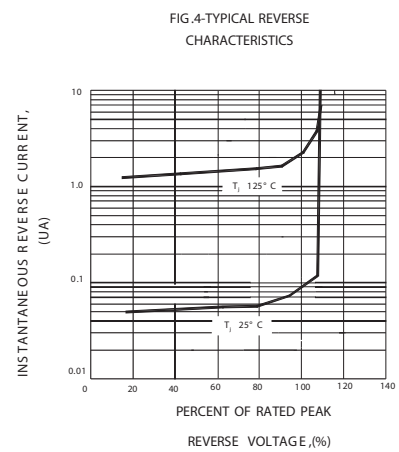
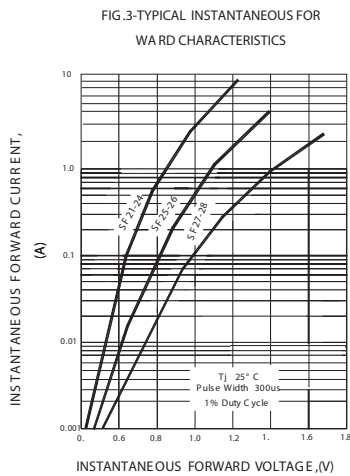
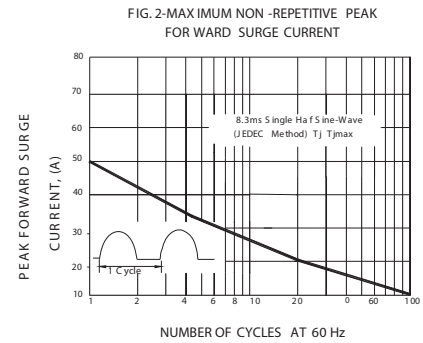
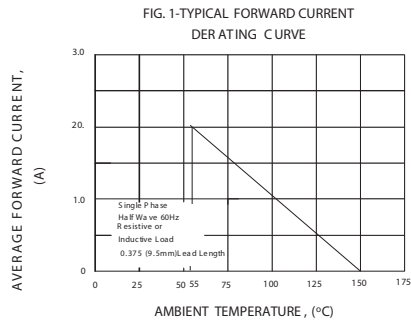
PARAMETER	SYMBOLS	SF 21	SF 22	SF 23	SF 24	SF 25	SF 26	SF 27	SF 28	UNITS
Maximum Repetitive Peak Reverse Voltage	V_{RRM}	50	100	150	200	300	400	500	600	Volts
Maximum RMS Voltage	V_{RMS}	35	70	105	140	210	280	350	420	Volts
Maximum DC Blocking Voltage	V_{DC}	50	100	150	200	300	400	500	600	Volts
Maximum Average Forward Rectified Current 0.375"(9.5mm) lead length at $T_A=55^\circ\text{C}$	$I_{(AV)}$	2.0								Amp
Peak Forward Surge Current 8.3mS single half sine wave superimposed on rated load (JEDEC method)	I_{FSM}	50								Amps
Maximum Instantaneous Forward Voltage @ 2.0A	V_F	0.95				1.25		1.7		Volts
Maximum DC Reverse Current at Rated DC Blocking Voltage	I_R	$T_A = 25^\circ\text{C}$								μA
		$T_A = 125^\circ\text{C}$								
Maximum Reverse Recovery Time Test conditions $I_F=0.5\text{A}, I_R=1.0\text{A}, I_{RR}=0.25\text{A}$	t_{rr}	35								ns
Typical Thermal Capavitance (Measured at 1.0MHz and applied rever voltage of 4.0V)	C_J	30				20				PF
Typical Thermal Resistance(NOTE 1)	$R_{\theta JA}$	40								$^\circ\text{C}/\text{W}$
Operating Junction Temperature Range	T_J	(-55 to +150)								$^\circ\text{C}$
Storage Temperature Range	T_{STG}	(-55 to +150)								$^\circ\text{C}$

Notes:

1. Thermal resistance from junction to ambient with .375"(9.5mm)lead length, P.C.B. mounted.

SUPER FAST RECOVERY RECTIFIER

RATING AND CHARACTERISTIC CURVES SF21 - SF28



Disclaimer

All product, product specifications and data are subject to change without notice to improve reliability, function or design or otherwise.