


Data sheet

Commercial Art.No.: 80.020.4102.0

Solid state relay FLARE-115V/48VDC-0,5A

flare, terminal semiconductor reel with 6.2 mm width, input, transistor module connection with spring tension clamp, input: 115VAC/DC, output : 4,4-53VDC/0,5A with plug-in bridge at input/output Type: FLARE- 115V/48VDC-0.5A



Commercial Art.No.	80.020.4102.0
EAN	4015573438859
Order Unit	10

Certificates / Approvals



CAN-Ex



Technical data

General

Modular version	No
-----------------	----

Technical data

Connection type	spring clamp connection
Type of excitation	AC/DC
Min. connection voltage	4.5 V
Max. connection voltage	53 V
Min. control voltage frequency	50 Hz
Max. control voltage frequency	60 Hz
Rated operating current DC	0.5 A
Min. control voltage	70 V
Max. control voltage	122 V

Dimensions

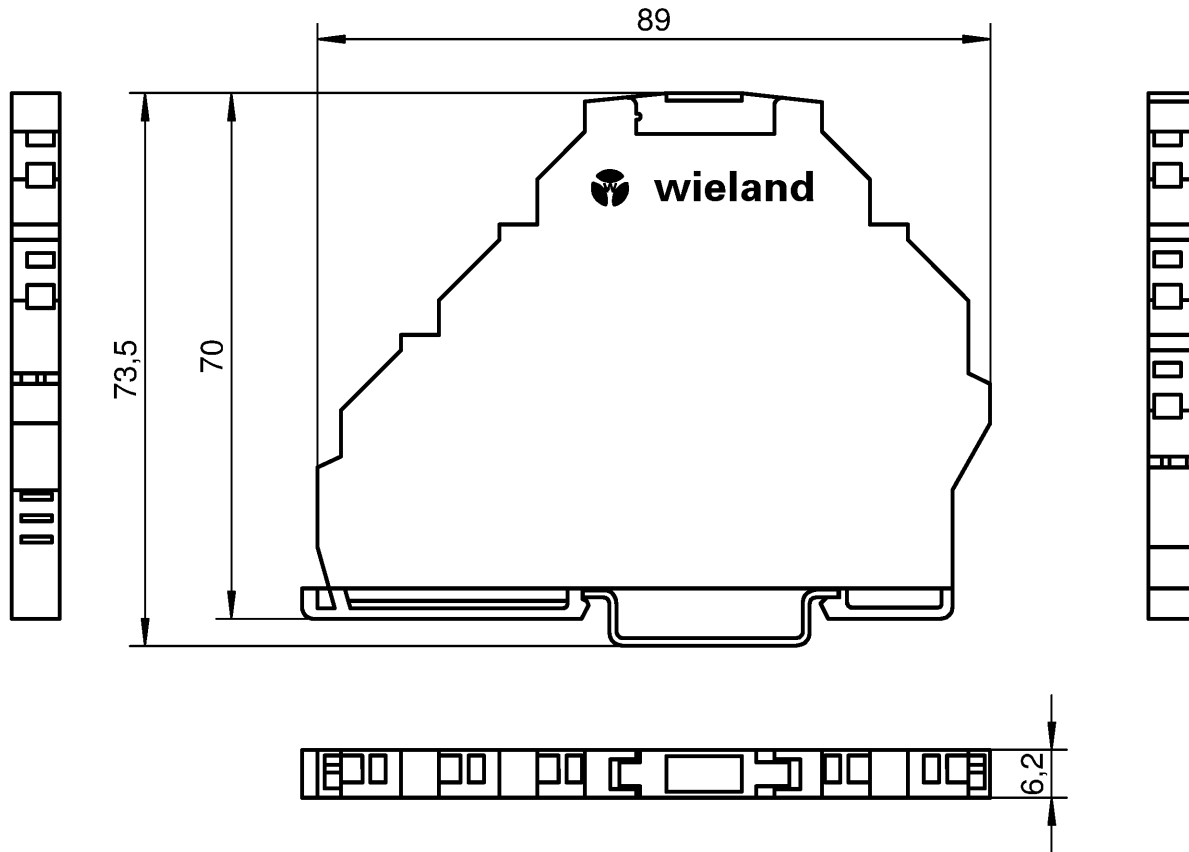
Depth	70 mm
Width	6.2 mm
Height	89 mm

Classification

ECLASS 11	
ECLASS 8.1	27371014
ETIM 7.0	EC002055
ETIM 6.0	EC002055
ETIM 5.0	EC002055
ETIM 4.0	EC002055
ETIM 3.0	EC002055

Product compliance

ROHS conformity status	Compliant
REACH-SVHC conformity status	Compliant





Weitergabe sowie Vervielfältigung dieses Dokuments, Verwertung und Mitteilung seines Inhalts sind verboten, soweit nicht ausdrücklich gestattet. Die Reproduktion, Distribution und Utilization of this document as well as the communication of its contents to others without express authorization is prohibited.

Teile-Nr. / Part-No.
80.010.4100.0
80.010.4101.0
80.010.4105.0
80.010.4106.0
80.010.4120.0
80.010.4131.0
80.010.4141.0
80.020.4100.0
80.020.4101.0
80.020.4102.0
80.020.4103.0
80.020.4150.0

Weitere Angaben siehe KATALOG oder eKatalog. www.wieland-electric.com
 Additional data see CATALOG or eCatalog. eshop.wieland-electric.com

ja/yes Stoffverbots- und Deklarationsliste nach WN 5020.010 ist einzuhalten.
 Conformity with Wieland document WN 5020.010 e (list of prohibited / declarable hazardous substances) to be declared!

Freitoleranz nach General tolerance		CAD-Zeichnung, keine manuellen Änderungen CAD-Drawing, no manual modifications allowed			1. Verwendung: First Use:		Blatt: Sheet:		
 Maßstab/Scale		Werkstoff/ Material		2015	Tag/ Date	Name		Zeichnung Nr./ Drawing No.	
				gezeichnet drawn	30.07.	Kötzner		T 80.010.4100.0 01K	
				geprüft checked					
				Normgepr. Stand. check				Maße in mm/Dimensions are in mm	
		Datei/ File: 010881__01K.DCD			Ersatz für/ Replacement for:				
		 wieland www.wieland-electric.com			Type		Benennung/ Title		
Index					Datum/ Blatt Date/ Sheet		Teilespezifikation / Component specification		
Änderung/ Revision									