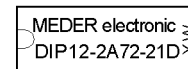
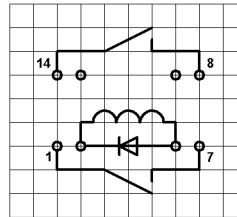
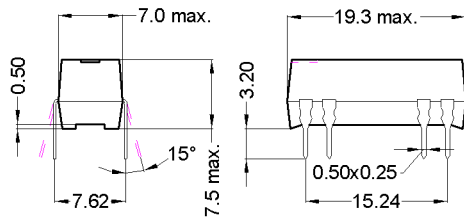


Dimensions

Layout 21D Pitch 2.54 / Top View

Marking

Type - Layout
 Production-Code
 EN60062



unspecified tolerances ± 0.1mm
 nicht spezifizierte Toleranzen ± 0.1mm

Coil Data at 20 °C	Conditions	Min	Typ	Max	Unit
Coil resistance		450	500	550	Ohm
Coil voltage			12		VDC
Rated power			288		mW
Coil current			24		mA
Thermal resistance	max. Relay temperature = operating temperature + self heating		105		K/W
Inductance			52		mH
Pull-In voltage				8,4	VDC
Drop-Out voltage		1,8			VDC

Contact data 66/3	Conditions	Min	Typ	Max	Unit
Contact rating	Any DC combination of V & A not to exceed their individual max.'s			10	W
Switching voltage	DC or Peak AC			200	V
Switching current	DC or Peak AC			0,5	A
Carry current	DC or Peak AC			1	A
Contact resistance static	Measured with 40% overdrive Start Value			150	mOhm
Insulation resistance	RH <45 %, 100 V test voltage	1,5			TOhm
Breakdown voltage (> 20 AT)	according to IEC 255-5	400			kV DC
Operate time incl. bounce	measured with 40% overdrive			0,5	ms
Release time	measured with no coil excitation			0,1	ms
Capacity	@ 10 kHz across open switch		0,2		pF

Special Product Data	Conditions	Min	Typ	Max	Unit
Number of contacts			2		
Contact - form			A - NO		
Dielectric Strength Coil/Contact	according to IEC 255-5	1,5			kV DC
Insulation resistance Coil/Contact	40 °C, 95% R.H.	0,5			TOhm
Capacity Coil/Contact	@ 10 kHz		0,8		pF
Case colour			black		
Housing material			mineral filled epoxy		
Connection pins			FeNi-alloy tinned		
Magnetic Shield			no		
Reach / RoHS conformity			yes		
Approval			UL File No. NRNT2.E156887		
Approval			UL File No. NRNT8.E156887		

Modifications in the sense of technical progress are reserved

Designed at: 27.04.04 Designed by: SCHELLHORN Approval at: 28.09.09 Approval by: KOLBRICH
 Last Change at: 27.04.04 Last Change by: SCHELLHORN Approval at: Approval by:

Version: 01



Products for tomorrow...

Europe: +49 / 7731 8399 0 | Email: info@meder.com
USA: +1 / 508 295 0771 | Email: salesusa@meder.com
Asia: +852 / 2955 1682 | Email: salesasia@meder.com

Item No.:
3212200121
Item:
DIP12-2A72-21D

Environmental data	Conditions	Min	Typ	Max	Unit
Shock	1/2 sine wave duration 11ms			50	g
Vibration	from 10 - 2000 Hz			20	g
Operating temperature		-20		70	°C
Storage temperature		-35		95	°C
Soldering temperature	wave soldering max. 5 sec.			260	°C
Washability				fully sealed	

General data	Conditions	Min	Typ	Max	Unit
Total weight			2		g
Packaging				Tube per 25 piece	

Modifications in the sense of technical progress are reserved

Designed at: 27.04.04 Designed by: SCHELLHORN
Last Change at: 27.04.04 Last Change by: SCHELLHORN

Approval at: 28.09.09 Approval by: KOLBRICH
Approval at: Approval by:

Version: 01