



Telecom Relay TRG5

MAIN FEATURES

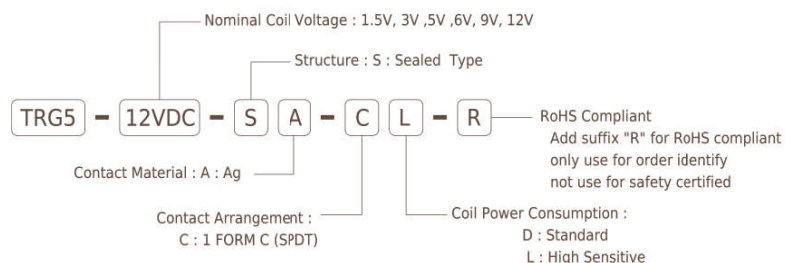
- High Sensitivity : 150 mw.
- 1 Pole Configurations.
- Small Size at 12.5Lx7.5Wx10H mm.
- Sealed Type Available.
- UL and cUL recognized.



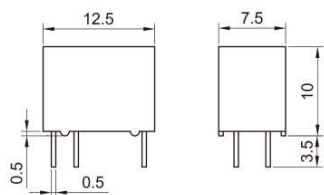
APPLICATIONS

- Telecommunication, Domestic appliances, Office Machines, audio equipment.

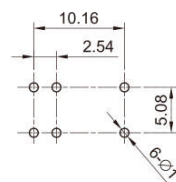
ORDERING INFORMATION



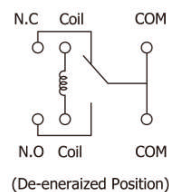
DIMENSION(unit:mm)



DRILLING(unit:mm)



WIRING DIAGRAM



COIL DATA CHART(at 20°C)

Coil Sensitivity	Nominal Voltage (VDC)	Nominal Current (mA)	Coil Resistance ($\Omega \pm 10\%$)	Power Consumption (W)	Pull-In Voltage (VDC)	Drop-Out Voltage (VDC)	Max-Allowable Voltage (VDC)
TRG5 - L Type (High sensitivity)	1.5	100	15	abt. 0.15W	80% Max.	10% Min.	110%
	3	50.0	60				
	5	29.9	167				
	6	25.0	240				
	9	16.7	540				
TRG5 - D Type (Standard)	12	12.5	960	abt. 0.2 W	80% Max.	10% Min.	110%
	1.5	132.7	11.3				
	3	66.7	45				
	5	40.0	125				
	6	33.3	180				
	9	22.2	405				
	12	16.7	720				

CONTACT RATING

Item	TRG5
Contact Capacity Resistive Load ($\cos\phi=1$)	0.5A/125VAC, 1A/30VDC, 0.3A/60VDC
Min Permissible Load	1mA at 5VDC
Rated Carrying Current	1A
Max. Allowable Voltage	125VAC/60VDC
Max. Allowable Current	1A
Max. Allowable Power Force	62.5VA/30W
Contact Material	Silver Alloy

PERFORMANCE(at initial value)

Item	TRG5
Contact Resistance	100m Ω Max.
Operate Time	5msec Max.
Release Time	5msec Max.
Dielectric Strength	1000VAC 50/60Hz (1 minute) 400VAC 50/60Hz (1 minute)
Insulation Resistance	1000M Ω Min. (at 500VDC)
Operating Ambient Temperature	-30°C to +70°C (No water condensation and no water drop)
Operating Humidity	35 to 85% RH
Vibration	10 to 55HZ Single Amplitude 3.3mm 10 to 55HZ Single Amplitude 3.3mm
Shock Resistance	100m/s ²
Life Expectancy	5 $\times 10^6$ OPS 1 $\times 10^5$ OPS
Weight	Abt. 2.2g.
UL & cUL	E156521