


Data sheet

Commercial Art.No.: 25.602.2453.0

Pluggable PCB Terminal 8142 / 4 OB

Pluggable-PCB terminal with screw connection with wire protection, 4 poles, max. cross section: 2.5 mm², pitch: 5 mm, type of packing: carton, color: grey



Commercial Art.No.	25.602.2453.0
EAN	4015573203570
Order Unit	50

Certificates / Approvals



Technical data

General

Modular spacing	5 mm
Connection type	screw connection
Soldering process	None
Packaging	Carton
Number of poles	4
Marking	No
Mating direction towards connector	90°

Technical data

Nominal cross section	2.5 mm ²
Rated current	8 A
Overvoltage Category I	1000 V
Overvoltage Category II	250 V
Overvoltage Category III	200
Rated impulse voltage	4 kV
Wire strip length	5 mm

Connection Data

Minimum cross section solid	0.14 mm ²
Maximum cross section solid	4 mm ²
Minimum cross section fine stranded	0.14 mm ²
Maximum cross section fine stranded	2.5 mm ²
Wire strip length	5 mm

Technical Data UL/CSA

Cross section UL	22-12 AWG
Voltage UL	300 V

Current field wiring	15 A
Current factory wiring	15 A
Cross section CSA	22-12 AWG
Voltage CSA	300 V
Current CSA	15 A

Other

Type of insulation material	Thermoplastic
Color	Grey
Height	13 mm
Length	20 mm
Depth	11.5 mm
Material attachment screw	Steel
Material contact base	CuSn
Material contact surface	Sn

Classification

ECLASS 11	
ECLASS 8.1	27440402
ETIM 7.0	EC002637
ETIM 6.0	EC002637
ETIM 5.0	EC002637

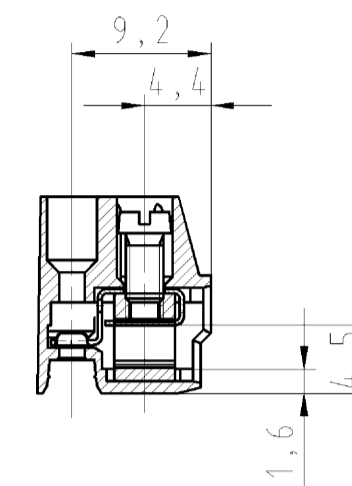
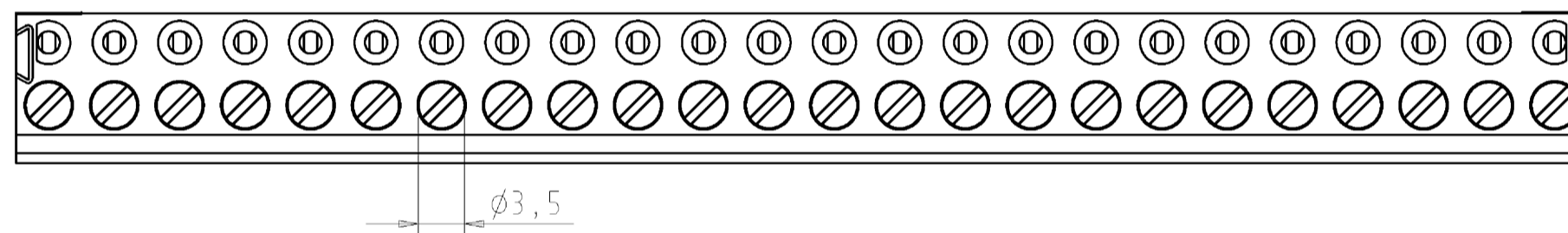
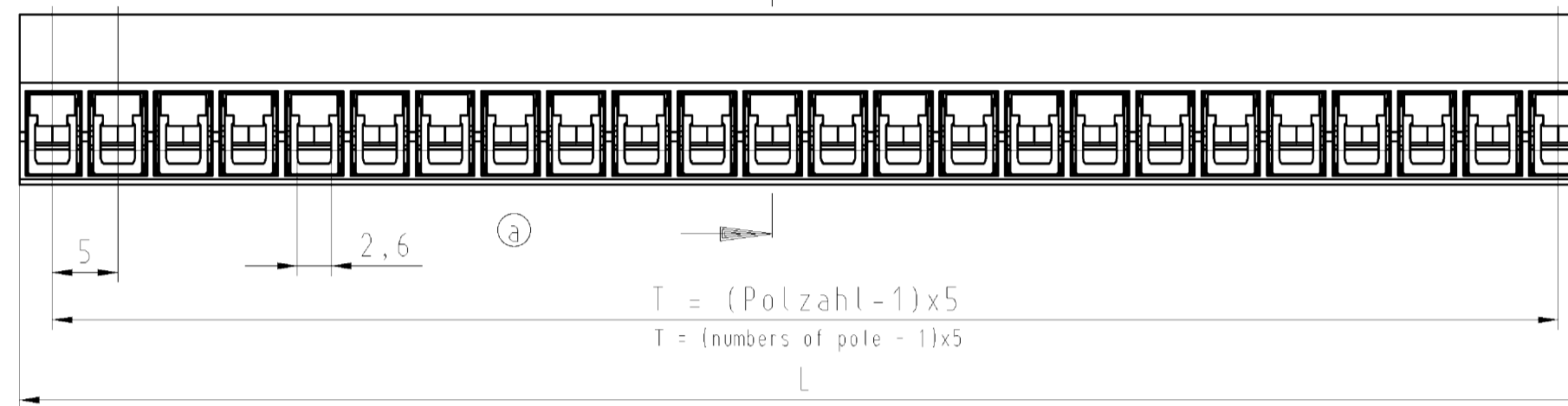
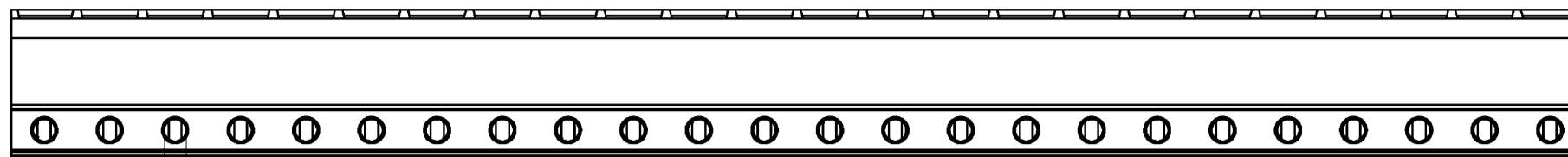
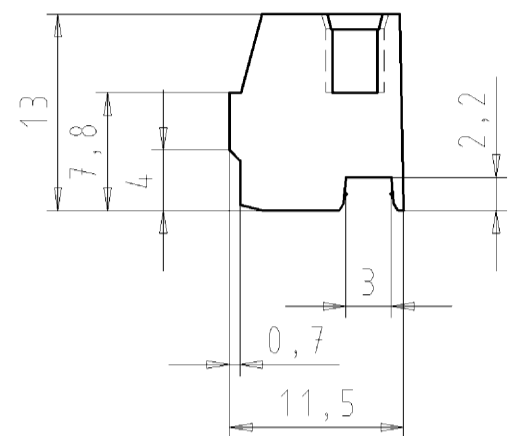
Product compliance

ROHS conformity status	Compliant/Exempted
ROHS exceptions	III-6(c)
REACH-SVHC conformity status	Duty-To-Declare
REACH-SVHC substances	Lead
REACH-SVHC CAS numbers	7439-92-1

Fits with

Commercial Art.No.:	Article-type description:	Description:
Z5.540.0425.0	PCB pin header 8142... /4 90° D1.3/1.0	PCB pin header, 4 poles, pitch: 5 mm, type of packing: carton, color: grey
Z5.540.3425.0	PCB pin header 8142... /4 90° D1.3/1.3	PCB pin header, 4 poles, pitch: 5 mm, type of packing: carton, color: grey
Z5.530.0425.0	PCB pin header 8142... /4 D1.3/1.0	PCB pin header, 4 poles, pitch: 5 mm, type of packing: carton, color: grey
Z5.530.3425.0	PCB pin header 8142 / 4	PCB pin header, 4 poles, pitch: 5 mm, type of packing: carton, color: grey
Z5.530.0404.0	PCB pin header 8142 S / 4 THR	PCB pin header, 4 poles, pitch: 5 mm, type of packing: carton, color: black, This product can be soldered by reflow and wave soldering
Z5.529.0425.0	PCB pin header 8142 / 4	PCB pin header with screw connection with rising cage clamp system, 4 poles, max. cross section: 1.5 mm ² , pitch: 5 mm, type of packing: carton,color: grey

Gezeichnet/drawn:
25.602.4453.0



These dimensions will be especially checked at delivery
Only inspection dimensions
NUL/F marked dimensions are only valid for internal use

These Maße werden bei Abnahme besonders geprüft
Ausschließlich Prüfmaße
NUL/F gekennzeichnete Maße sind nur für internen Zweck gültig

25.602.4453.F	8142/24	OB	24	115	120
25.602.4353.F	8142/23	OB	23	110	115
25.602.4253.F	8142/22	OB	22	105	110
25.602.4153.F	8142/21	OB	21	100	105
25.602.4053.F	8142/20	OB	20	95	100
25.600.3953.F	8142/19	OB	19	90	95
25.602.3853.F	8142/18	OB	18	85	90
25.602.3753.F	8142/17	OB	17	80	85
25.602.3653.F	8142/16	OB	16	75	80
25.602.3553.F	8142/15	OB	15	70	75
25.602.3453.F	8142/14	OB	14	65	70
25.602.3353.F	8142/13	OB	13	60	65
25.602.3253.F	8142/12	OB	12	55	60
25.602.3153.F	8142/11	OB	11	50	55
25.602.3053.F	8142/10	OB	10	45	50
25.602.2953.F	8142/ 9	OB	9	40	45
25.602.2853.F	8142/ 8	OB	8	35	40
25.602.2753.F	8142/ 7	OB	7	30	35
25.602.2653.F	8142/ 6	OB	6	25	30
25.602.2553.F	8142/ 5	OB	5	20	25
25.602.2453.F	8142/ 4	OB	4	15	20
25.602.2353.F	8142/ 3	OB	3	10	15
25.602.2253.F	8142/ 2	OB	2	5	10
Teile-Nr. part-no.	Typ type	Polzahl pole	T	L	

.F	Farbe/colour
.0	grau/grey
.1	schwarz/black
.9	orange/orange

Weitere Daten siehe Katalog
further data see catalog

Tolerierung nach DIN 7167/Tolerance system acc. to DIN 7167.
(This DIN-standard describes the envelope principle. According to the envelope principle the deviations of form and parallelism are limited by the size tolerances).

Freitoleranz nach DIN ISO 2768 - m
EAD - drawing, no manual modifications allowed

ja/yes Stoffverhalts- und Deklarationsliste nach UU-TQM-05/03 ist einzuhalten.
Conformity with Wieland document UU-TQM-05/03 (list of prohibited / delectable hazardous substances) to be declared!

1. Verwendung: -
First Use:

Blatt: 1 von 1
Sheet: 1 of 1

Zeichnung Nr./Drawing No.	Index
T 25.602.2253.0 01K	a

Maße in mm/Dimensions are in mm

Vol. mm/Off./Surf. mm
Ersatz für/Replacement for: -

wieland
Elektrische Verbindungen

Type
Benennung/Title
PLUGGABLE PCB TERMINAL LP_STECKKLEMME
2 - 24 polig/poles

s. Tabelle
see table

16.05.2011/
Index Datum / Blatt
Date / Sheet

Änderung/Revision

Weitergabe sowie Vervielfältigung dieses Dokuments, Verwertung und Mitteilung seines Inhalts sind verboten, soweit nicht ausdrücklich gestattet.
The reproduction, distribution and utilization of this document as well as the communication of its contents to others without express authorization is prohibited.