


Data sheet

Commercial Art.No.: 58.504.0055.1

Feed-through terminal WT 4 SW

Feed-through terminal with Screw connection for mounting on TS 35, nominal cross section: 4 mm², width: 6 mm, color: black



Commercial Art.No.	58.504.0055.1
EAN	4049088172786
Order Unit	100

Certificates / Approvals



SEV-Ex



Technical data

General

Nominal cross section	4 mm ²
Color	black
Number of levels	1
Number of clamp positions per level	2
Width/grid dimension	6 mm
Insulating housing	PA666
Inflammability class of insulation material acc. with UL94	V0
Mounting method	DIN rail (top hat rail)
Terminal blocks for electrical installations	yes

Technical data

Rated current	32 A
Rated voltage	1000 V
Rated impulse voltage	8 kV
Pollution degree	3
Closing plate required	yes
Type of insulation material	Thermoplastic
Length	48 mm
Width	6 mm
Height	48 mm

Connection Data

Connection type 1	screw connection
-------------------	------------------

Connection type 2	screw connection
Minimum cross section solid	0.14 mm ²
Maximum cross section solid	6 mm ²
Minimum cross section fine stranded	0.14 mm ²
Maximum cross section fine stranded	6 mm ²
Minimum conductor cross section (flex., stranded) with cable end sleeve	0.5 mm ²
Maximum conductor cross section (flex., stranded) with cable end sleeve	4 mm ²
Wire strip length	9 mm
Torque conductor mounting	0.5 Nm

Technical Data UL/CSA

Cross section UL	26-10 AWG
Voltage UL	600 V
Current factory wiring	30 A
Current field wiring	30 A
Cross section CSA	26-10 AWG
Voltage CSA	600 V
Current CSA	30 A

Classification

ECLASS 11	
ECLASS 8.1	27141120
ETIM 7.0	EC000897
ETIM 6.0	EC000897
ETIM 5.0	EC000897
ETIM 4.0	EC000897
ETIM 3.0	EC000897

Product compliance

REACH-SVHC conformity status	Compliant
------------------------------	-----------

Accessories

Commercial Art.No.:	Article-type description:	Description:
Z7.261.1227.0	Jumper bar IVB WKF 4 - 2	Cross connector, insulated for DIN rail terminal blocks type WKF..., 2 - pole
Z7.261.1327.0	Jumper bar IVB WKF 4 - 3	Cross connector, insulated for DIN rail terminal blocks type WKF..., 3 - pole
Z7.261.1427.0	Jumper bar IVB WKF 4 - 4	Cross connector, insulated for DIN rail terminal blocks type WKF..., 4 - pole
Z7.261.1527.0	Jumper bar IVB WKF 4 - 5	Cross connector, insulated for DIN rail terminal blocks type WKF..., 5 - pole
Z7.261.1627.0	Jumper bar IVB WKF 4 - 6	Cross connector, insulated for DIN rail terminal blocks type WKF..., 6 - pole
Z7.261.1727.0	Jumper bar IVB WKF 4 - 7	Cross connector, insulated for DIN rail terminal blocks type WKF..., 7 - pole
Z7.261.1827.0	Jumper bar IVB WKF 4 - 8	Cross connector, insulated for DIN rail terminal blocks type WKF..., 8 - pole

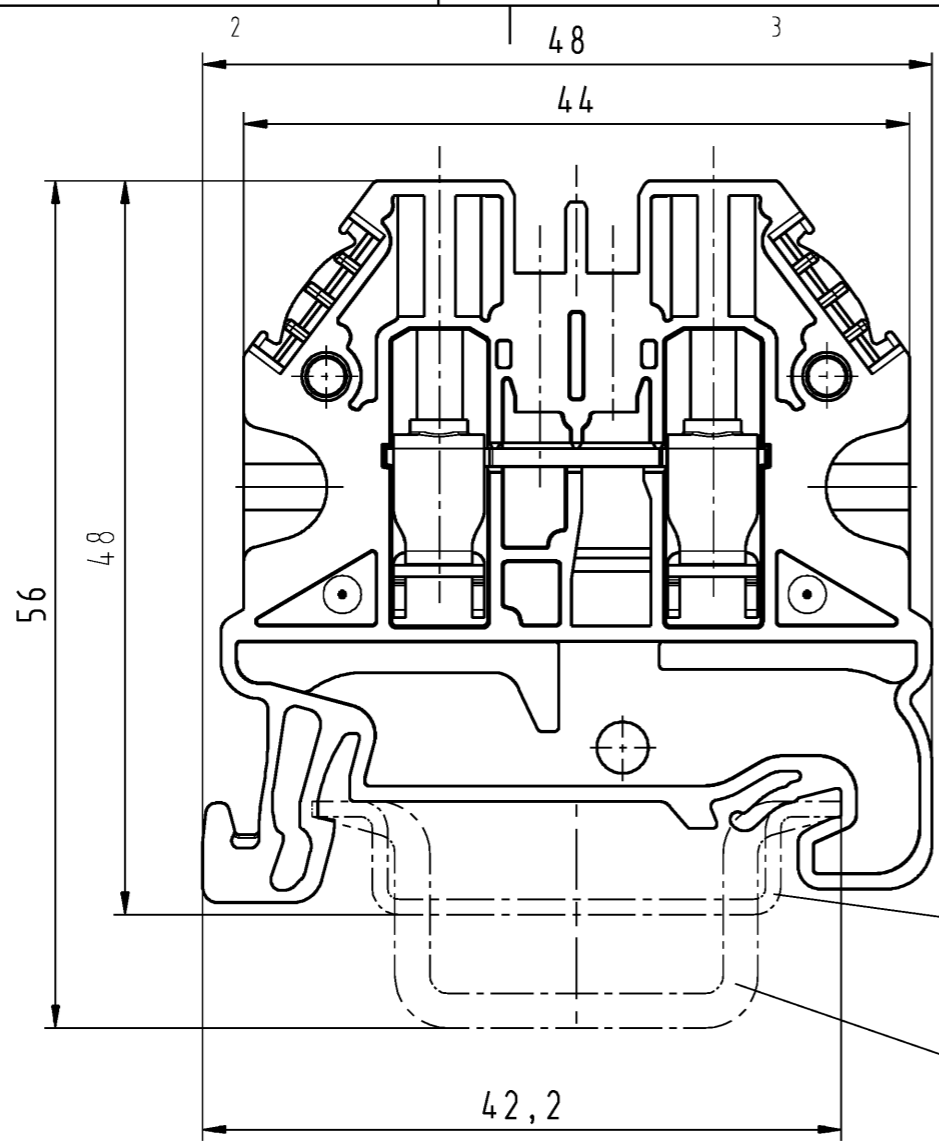
Z7.261.1927.0	Jumper bar IVB WKF 4 - 9	Cross connector, insulated for DIN rail terminal blocks type WKF..., 9 - pole
Z7.261.2027.0	Jumper bar IVB WKF 4 - 10	Cross connector, insulated for DIN rail terminal blocks type WKF..., 10 - pole
98.300.0000.0	Mounting rail TS 35x7,5 UNPERF - l:2000mm	Mounting rail TS 35, unslotted, size 7,5 mm, length 2 m, material steel. galv. zinc-plated and dichromated
98.300.1000.0	Mounting rail TS 35x7,5 PERF 15mm - l:2000mm	Mounting rail TS 35, slotted, size 7,5 mm, length 2 m, material steel. galv. zinc-plated and dichromated
98.300.1900.0	Mounting rail TS 35x7,5 PERF 25mm - l:2000mm	Mounting rail TS 35, slotted, size 7,5 mm, length 2 m, material steel. galv. zinc-plated and dichromated
98.360.0000.0	Mounting rail TS 35x15-2,3 UNPERF - l:2000mm	Mounting rail TS 35, unslotted, size 15 mm, length 2 m, material steel. galv. zinc-plated and dichromated
98.360.0004.0	Mounting rail TS 35x15-2,3 UNPERF FZN - l:2000mm	Mounting rail TS 35, unslotted, size 15 mm, length 2 m, material steel, hot galvanized
98.370.0000.0	Mounting rail TS 35x15 UNPERF - l:2000mm	Mounting rail TS 35, unslotted, size 15 mm, length 2 m, material steel. galv. zinc-plated and dichromated
98.370.1000.0	Mounting rail TS 35x15 PERF 15mm - l:2000mm	Mounting rail TS 35, slotted, size 15 mm, length 2 m, material steel. galv. zinc-plated and dichromated
98.380.0000.0	Mounting rail TS 35x15-2,3 UNPERF CU - l:2000mm	Mounting rail TS 35, unslotted, size 15 mm, length 2 m, material E copper
07.313.2555.0	End plate AP WT 2,5-10 GR	End plate for DIN rail terminal blocks type WT 2,5..., color: grey
07.313.2655.0	Partition TW WT 2,5-10 GR	Partition for DIN rail terminal blocks type WT 2,5, WT 4, WT 6 and WT 10..., color: grey
98.300.1800.0	Mounting rail TS 35x7,5 PERF 18mm - l:2000mm	Mounting rail TS 35, slotted, size 7,5 mm, length 2 m, material steel. galv. zinc-plated and dichromated

A
Weitergabe sowie Vervielfältigung dieses Dokuments, Verwertung und Mitteilung seines Inhalts sind verboten, soweit nicht ausdrücklich gestattet. The reproduction, distribution and utilization of this document as well as the communication of its contents to others without express authorization is prohibited.

B
These dimensions will be especially checked at delivery
Only inspection dimensions
With /E marked dimensions are only valid for internal use

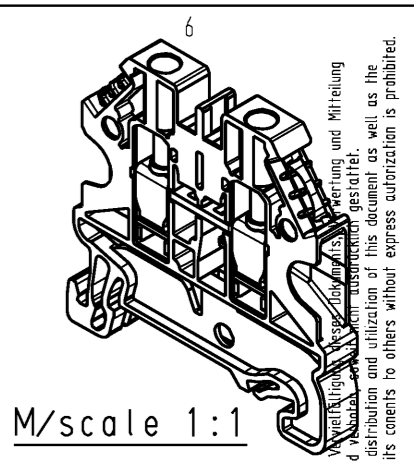
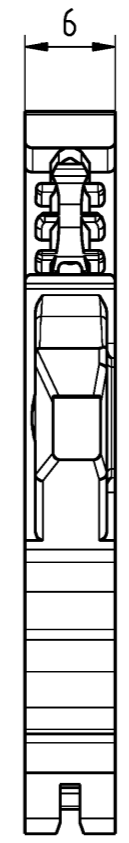
C
Diese Maße werden bei Abnahme besonders geprüft
Ausschließlich Prüfmaße
Mit /E gekennzeichnete Maße sind nur für interne Zwecke gültig

F



Hutschiene EN 60715-35x7,5
mounting rail EN 60715-35x7,5

Hutschiene EN 60715-35x15
mounting rail EN 60715-35x15



Weitergabe sowie Vervielfältigung dieses Dokuments, Verwertung und Mitteilung seines Inhalts sind verboten, soweit nicht ausdrücklich gestattet. The reproduction, distribution and utilization of this document as well as the communication of its contents to others without express authorization is prohibited.

Teile-Nr./part no.	Farbe/color	Typ/type
58.504.0055.0	grau/grey	WT 4
58.504.0055.1	schwarz/black	WT 4 SW
58.504.0055.2	weiß/white	WT 4 WS
④ 58.504.0055.3	schiefergrau/slate grey	WT 4 GR
58.504.0055.4	braun/brown	WT 4 BR
58.504.0055.5	rot/red	WT 4 RT
58.504.0055.6	blau/blue	WT 4 BL
58.504.0055.7	grün/green	WT 4 GN
58.504.0055.8	gelb/yellow	WT 4 GE
58.504.0055.9	orange/orange	WT 4 OR

Weitere Daten siehe KATALOG oder eKatalog www.wieland-electric.com
additional data see CATALOG or eCATALOG eshop.wieland-electric.com

Tolerierung Size ISO 14405 (E) / Tolerance system Size ISO 14405 (E). (This ISO-standard describes the envelope principle. According to the envelope principle the deviations of form and parallelism are limited by the size tolerances).		ja/yes <input checked="" type="checkbox"/> Stoffverbots- und Deklarationsliste nach WN 5020.010 ist einzuhalten. Conformity with Wieland document WN 5020.010 e (list of prohibited / declarable hazardous substances) to be declared!	
Freitoleranz nach General tolerance	CAD - Zeichnung, keine manuellen Änderungen CAD - drawing, no manual modifications allowed	1. Verwendung: First Use:	Blatt: 1 von 1 Sheet: of
/	Werkstoff / Material	Tag/Date	Name
/	Maßstab / Scale	gezeichnet drawn	18.01.2013 Eller.
/	2:1	geprüft checked	
/	Vol. mm ³ / fl. / Srf. mm ²	Normgepr. Stand. check	
/	Ersatz für / Replacement for:	Zeichnung Nr. / Drawing No.	
/	Type	T 58.504.0055.0 01K a	
/	Benennung/Title	Maße in mm / Dimensions are in mm	
a	22.03.2017 /	DURCHGANGSKLEMME	
Index	Datum / Blatt Date / Sheet	feed through terminal	
Änderung / Revision	www.wieland-electric.com		