

## Data sheet

Commercial Art.No.: 57.910.5055.0

Fuse terminal WK 10/SI U 5 X 20 /V0

Fuse terminal block with screw connection for mounting on TS 35 and TS 32, nominal cross section 10 mm<sup>2</sup>, width 10 mm, color gray



Commercial Art.No.	57.910.5055.0
EAN	4015573517318
Order Unit	50

Certificates / Approvals



## Technical data

### General

Nominal cross section	10 mm <sup>2</sup>
Color	Grey
Number of levels	1
Width/grid dimension	12 mm
Insulating housing	PA666
Inflammability class of insulation material acc. with UL94	V0
Mounting method	DIN rail (top hat rail)/G-rail
Terminal blocks for electrical installations	No
Fuse insert	G-fuse 5x20 mm

### Technical data

Rated current	10 A
Rated voltage	500 V
Rated impulse voltage	6 kV
Pollution degree	3
Closing plate required	yes
Type of insulation material	Thermoplastic
Length	65 mm

### Connection Data

Connection type 1	screw connection
Connection type 2	screw connection

Minimum cross section solid	1 mm <sup>2</sup>
Maximum cross section solid	10 mm <sup>2</sup>
Minimum cross section fine stranded	1 mm <sup>2</sup>
Maximum cross section fine stranded	10 mm <sup>2</sup>
Minimum cross section stranded	16 mm <sup>2</sup>
Maximum cross section stranded	16 mm <sup>2</sup>
Wire strip length	13 mm
Torque conductor mounting	2 Nm

#### Technical Data UL/CSA

Cross section UL	22-6 AWG
Voltage UL	600 V
Current factory wiring	15 A
Current field wiring	15 A
Cross section CSA	16-6 AWG
Voltage CSA	600 V
Current CSA	15 A

#### Note

Remark to rated voltage	Note fuse insert
Remark to rated current	Note fuse insert

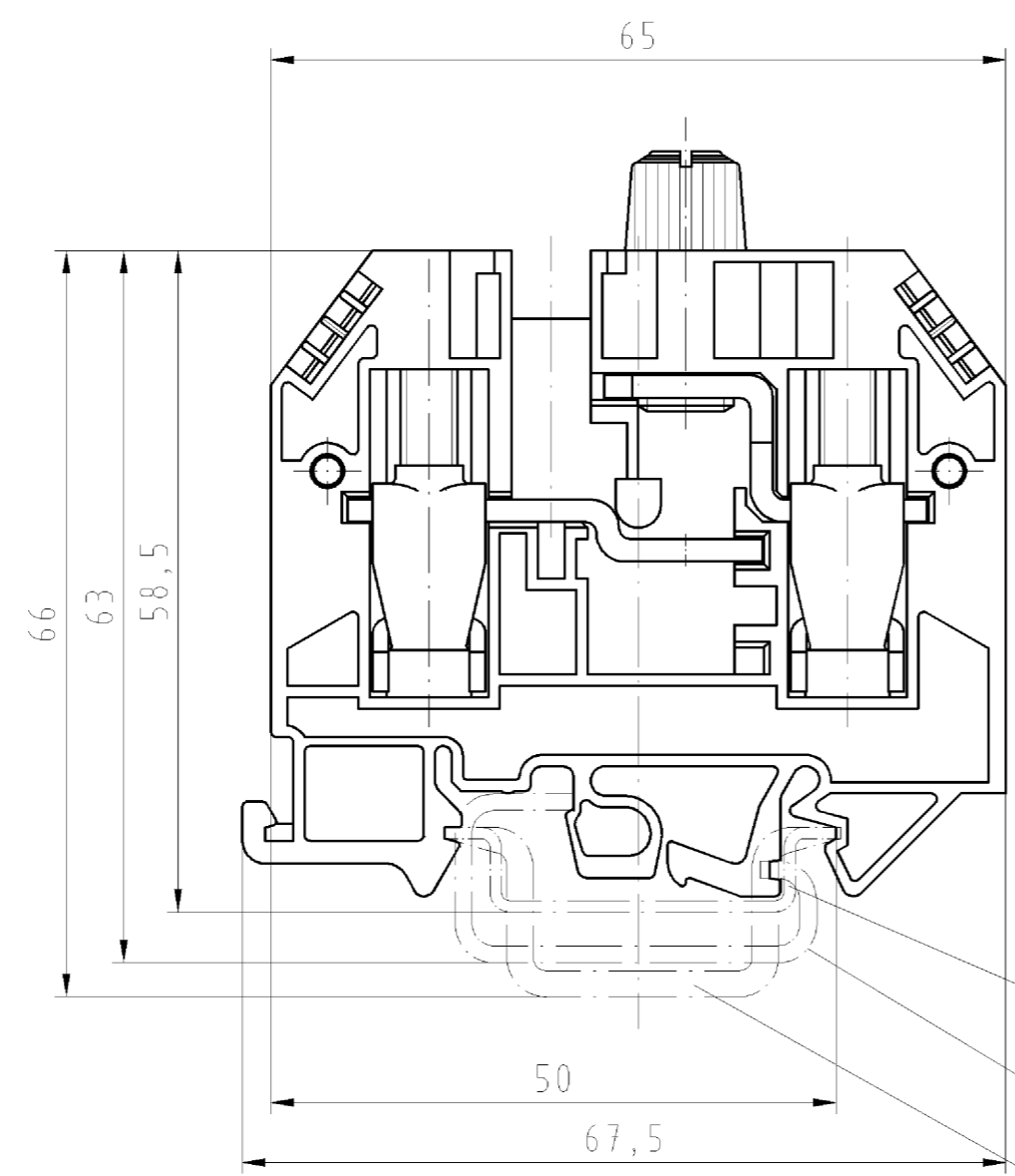
#### Classification

ECLASS 11	
ECLASS 8.1	27141116
ETIM 7.0	EC000899
ETIM 6.0	EC000899
ETIM 5.0	EC000899
ETIM 4.0	EC000899
ETIM 3.0	EC000899

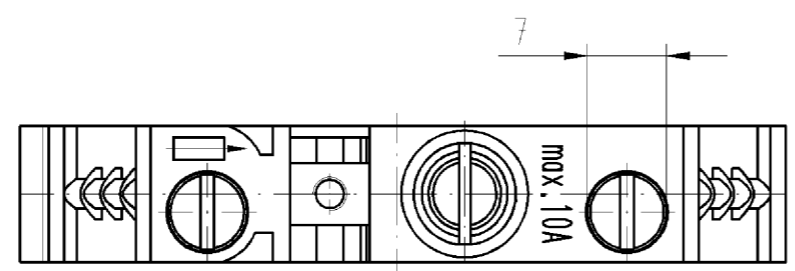
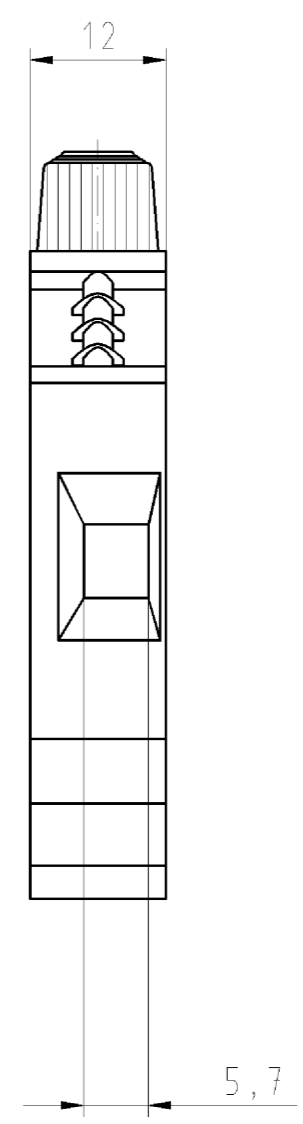
#### Accessories

Commercial Art.No.:	Article-type description:	Description:
Z7.287.0227.0	Jumper bar VB WK 10 / SI - 2	Cross connector for DIN rail terminal blocks type WK 10 SI, 2 -pole
Z7.287.0327.0	Jumper bar VB WK 10 / SI - 3	Cross connector for DIN rail terminal blocks type WK 10 SI, 3 -pole
Z7.287.0427.0	Jumper bar VB WK 10 / SI - 4	Cross connector for DIN rail terminal blocks type WK 10 SI, 4 -pole
Z7.287.0627.0	Jumper bar VB WK 10 / SI - 6	Cross connector for DIN rail terminal blocks type WK 10 SI, 6 -pole

Diese Maße werden bei Abnahme besonders geprüft  
 Ausschließlich Prüfmaße  
 Mit AE gekennzeichnete Maße sind nur für interne Zwecke gültig



- Hutschiene EN 60715-35x7,5  
mounting rail EN 60715-35x7,5
- G-Schiene EN 60715-G 32  
g-rail EN 60715-G 32
- Hutschiene EN 60715-35x15  
mounting rail EN 60715-35x15



Weitere Daten siehe Katalog  
further data see catalog

Teile-Nr./part-nr.	Typ/type	Version/version
57.910.5055.0	WK 10/Si U 5x20	ohne Leuchtanzeige without red LEDs as indicator
57.910.5155.0	WK 10/Si U 5x25	
57.910.5255.0	WK 10/Si U 5x30	
57.910.5455.0	WK 10/Si U 5x20M.NGL	mit Leuchtanzeige with red LEDs as indicator
57.910.5855.0	WK 10/Si U 5x20M.GLB	

Freitoleranz nach DIN		CAD - Zeichnung, keine manuellen Änderungen			1. Verwendung: -		Bl.: 1 von 1	
	/	Maßstab	Werkstoff u. Oberfläche	2003	Tag	Name	Zeichnung Nr. <b>57.910.5055.0 01K</b>	Index
	/	/	Farbe: grau colour: grey	Entworfen	16.04.	Duetsch		
	/			Geprüft	-	-		
	/			Normgepr.	-	-	Ersatz für: -	
		 <b>wieland</b> Elektrische Verbindungen		Benennung		<b>SICHERUNGSKLEMME</b> fuse terminal		
Buchstabe	Datum / Blatt							
Änderung								

Weitergabe sowie Vervielfältigung dieses Dokuments, Verwertung und Mitteilung seines Inhalts sind verboten, soweit nicht ausdrücklich gestattet.  
 The reproduction, distribution and utilization of this document as well as the communication of its contents to others without express authorization is prohibited.