


## Data sheet

Commercial Art.No.: 58.504.2055.6

Knife disconnect terminal WT 4 TKM BL

Knife edge disconnect terminal with Screw connection for mounting on TS35, nominal cross section: 4 mm<sup>2</sup>, width: 6 mm, color: blue



Commercial Art.No.	58.504.2055.6
EAN	4049088164569
Order Unit	100

Certificates / Approvals



## Technical data

### General

Nominal cross section	4 mm <sup>2</sup>
Color	Blue
Number of levels	1
Number of clamp positions per level	2
Width/grid dimension	6 mm
Insulating housing	PA666
Inflammability class of insulation material acc. with UL94	V0
Mounting method	DIN rail (top hat rail)
Terminal blocks for electrical installations	yes

### Technical data

Rated current	24 A
Rated voltage	500 V
Rated impulse voltage	6 kV
Pollution degree	3
Closing plate required	yes
Type of insulation material	Thermoplastic
Length	56 mm

### Connection Data

Connection type 1	screw connection
Connection type 2	screw connection
Minimum cross section solid	0.14 mm <sup>2</sup>

Maximum cross section solid	6 mm <sup>2</sup>
Minimum cross section fine stranded	0.14 mm <sup>2</sup>
Maximum cross section fine stranded	6 mm <sup>2</sup>
Minimum conductor cross section (flex., stranded) with cable end sleeve	0.5 mm <sup>2</sup>
Maximum conductor cross section (flex., stranded) with cable end sleeve	4 mm <sup>2</sup>
Wire strip length	9 mm
Torque conductor mounting	0.5 Nm

#### Technical Data UL/CSA

Cross section UL	26-10 AWG
Voltage UL	300 V
Current factory wiring	16 A
Current field wiring	16 A
Cross section CSA	26-10 AWG
Voltage CSA	300 V
Current CSA	16 A

#### Classification

ECLASS 11	
ECLASS 8.1	27141126
ETIM 7.0	EC000902
ETIM 6.0	EC000902
ETIM 5.0	EC000902
ETIM 4.0	EC000902
ETIM 3.0	EC000902

#### Product compliance

ROHS conformity status	Compliant
------------------------	-----------

#### Accessories

Commercial Art.No.:	Article-type description:	Description:
Z7.261.1227.0	Jumper bar IVB WKF 4 - 2	Cross connector, insulated for DIN rail terminal blocks type WKF..., 2 - pole
Z7.261.1327.0	Jumper bar IVB WKF 4 - 3	Cross connector, insulated for DIN rail terminal blocks type WKF..., 3 - pole
Z7.261.1427.0	Jumper bar IVB WKF 4 - 4	Cross connector, insulated for DIN rail terminal blocks type WKF..., 4 - pole
Z7.261.1527.0	Jumper bar IVB WKF 4 - 5	Cross connector, insulated for DIN rail terminal blocks type WKF..., 5 - pole
Z7.261.1627.0	Jumper bar IVB WKF 4 - 6	Cross connector, insulated for DIN rail terminal blocks type WKF..., 6 - pole
Z7.261.1727.0	Jumper bar IVB WKF 4 - 7	Cross connector, insulated for DIN rail terminal blocks type WKF..., 7 - pole
Z7.261.1827.0	Jumper bar IVB WKF 4 - 8	Cross connector, insulated for DIN rail terminal blocks type WKF..., 8 - pole
Z7.261.1927.0	Jumper bar IVB WKF 4 - 9	Cross connector, insulated for DIN rail terminal blocks type WKF..., 9 - pole

Z7.261.2027.0	Jumper bar IVB WKF 4 - 10	Cross connector, insulated for DIN rail terminal blocks type WKF..., 10 - pole
98.300.0000.0	Mounting rail TS 35x7,5 UNPERF - l:2000mm	Mounting rail TS 35, unslotted, size 7,5 mm, length 2 m, material steel. galv. zinc-plated and dichromated
98.300.1000.0	Mounting rail TS 35x7,5 PERF 15mm - l:2000mm	Mounting rail TS 35, slotted, size 7,5 mm, length 2 m, material steel. galv. zinc-plated and dichromated
98.300.1900.0	Mounting rail TS 35x7,5 PERF 25mm - l:2000mm	Mounting rail TS 35, slotted, size 7,5 mm, length 2 m, material steel. galv. zinc-plated and dichromated
98.360.0000.0	Mounting rail TS 35x15-2,3 UNPERF - l:2000mm	Mounting rail TS 35, unslotted, size 15 mm, length 2 m, material steel. galv. zinc-plated and dichromated
98.360.0004.0	Mounting rail TS 35x15-2,3 UNPERF FZN - l:2000mm	Mounting rail TS 35, unslotted, size 15 mm, length 2 m, material steel, hot galvanized
98.370.0000.0	Mounting rail TS 35x15 UNPERF - l:2000mm	Mounting rail TS 35, unslotted, size 15 mm, length 2 m, material steel. galv. zinc-plated and dichromated
98.370.1000.0	Mounting rail TS 35x15 PERF 15mm - l:2000mm	Mounting rail TS 35, slotted, size 15 mm, length 2 m, material steel. galv. zinc-plated and dichromated
98.380.0000.0	Mounting rail TS 35x15-2,3 UNPERF CU - l:2000mm	Mounting rail TS 35, unslotted, size 15 mm, length 2 m, material E copper
07.313.2855.0	Partition TW WT 4... GR	Partition for DIN rail terminal blocks type WT 16, grey
07.313.2955.0	End plate AP WT 4... GR	End plate for DIN rail terminal blocks type WT 4..., color: grey
98.300.1800.0	Mounting rail TS 35x7,5 PERF 18mm - l:2000mm	Mounting rail TS 35, slotted, size 7,5 mm, length 2 m, material steel. galv. zinc-plated and dichromated

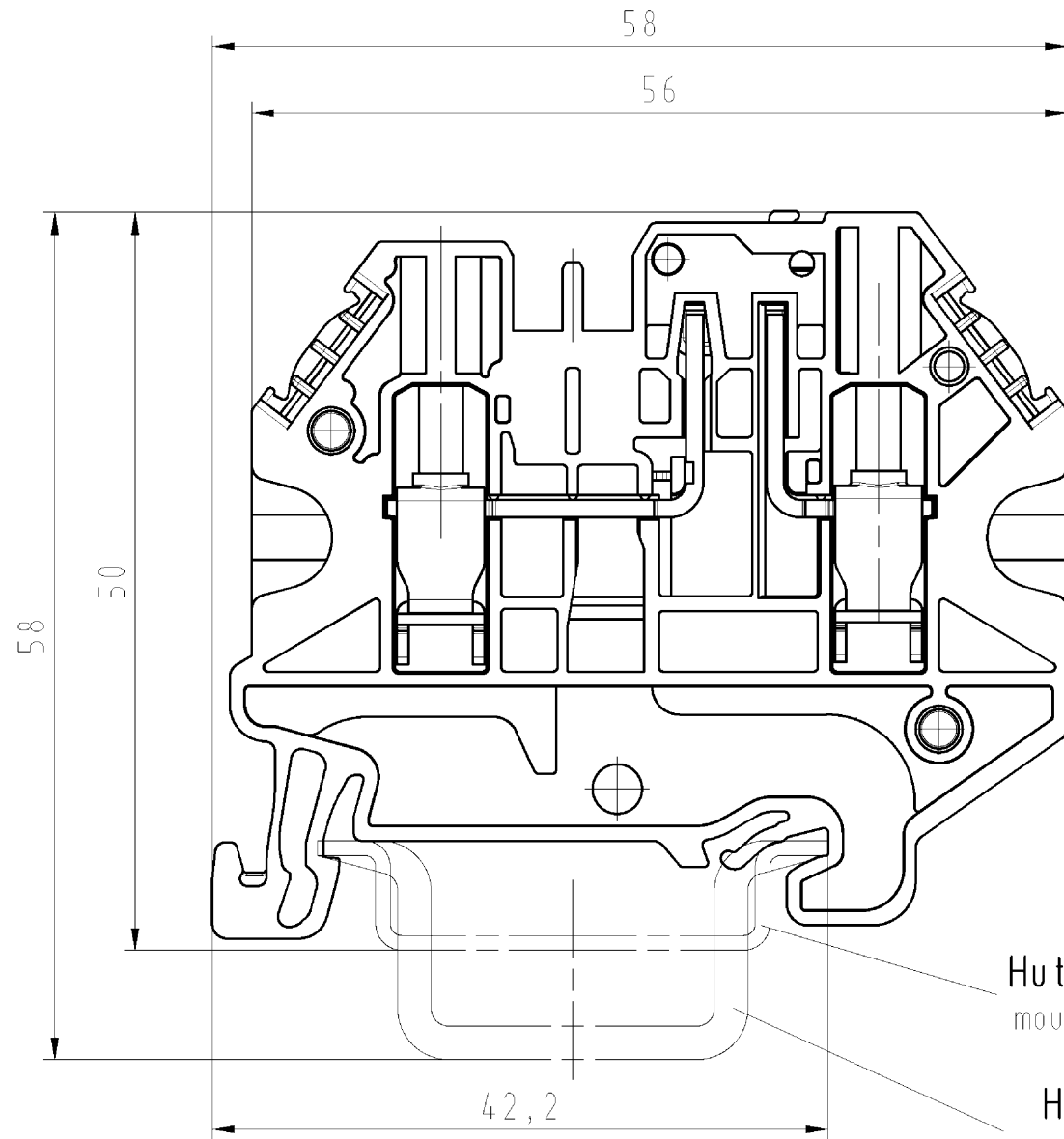
These dimensions will be especially checked at delivery  
 Only inspection dimensions  
 With /E marked dimensions are only valid for internal use

Diese Maße werden bei Abnahme besonders geprüft  
 Ausschließlich Prüfmaße  
 Mit /E gekennzeichnete Maße sind nur für interne Zwecke gültig

○

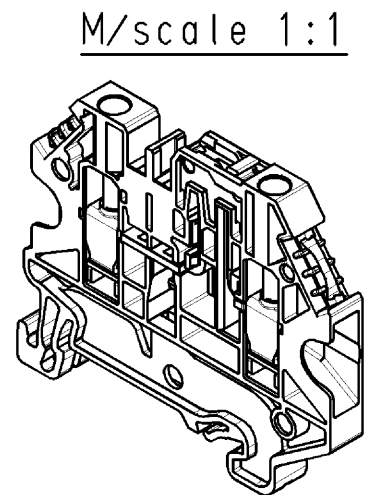
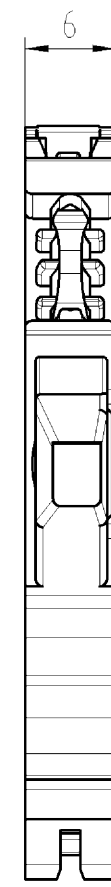
○

○



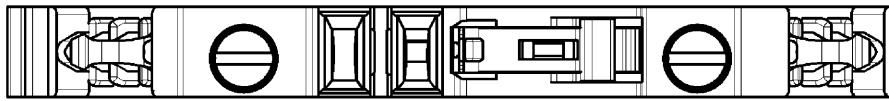
Hutschiene EN 60715-35x7,5  
 mounting rail EN 60715-35x7,5

Hutschiene EN 60715-35x15  
 mounting rail EN 60715-35x15



\* = spezielle Verpackung / special package

Teile-Nr. part-no.	Farbe color
58.504.2055.0	grau grey
58.504.2055.6	blau blue
* 58.504.2095.0	grau grey
* 58.504.2095.6	blau blue



Tolerierung nach DIN 7167/Tolerance system acc. to DIN 7167. (This DIN-standard describes the envelope principle. According to the envelope principle the deviations of form and parallelism are limited by the size tolerances).				ja/yes <input checked="" type="checkbox"/> Stoffverbots- und Deklarationsliste nach UU-TOM-05/03 ist einzuhalten. Conformity with Wieland document UU-TOM-05/03 (list of prohibited / declarable hazardous substances) to be declared!			
Freitoleranz nach General tolerance		CAD - Zeichnung, keine manuellen Änderungen CAD - drawing, no manual modifications allowed		1. Verwendung: - First Use:		Blatt: 1 von 1 Sheet: of 1	
/		Werkstoff/Material		2013 Tag/Date Name		Zeichnung Nr./Drawing No. Index	
/		Maßstab/Scale		gezeichnet drawn 18.01. Eller		T 58.504.2055.0 01K	
/		2:1		geprüft checked - -		Maße in mm/Dimensions are in mm	
/		Vol. mm³ Ofl./Surf. mm²		Normgepr. Stand. check - -		Ersatz für/Replacement for: -	
/		wieland		Type		Benennung/Titel	
/		Elektrische Verbindungen		WT 4 TKM		DURCHGANGSKLEMME feed through terminal block	
Index Datum / Blatt Date / Sheet		Änderung/Revision					

Weitergabe sowie Vervielfältigung dieses Dokuments, Verwertung und Mitteilung seines Inhalts sind verboten, soweit nicht ausdrücklich gestattet.  
 The reproduction, distribution and utilization of this document as well as the communication of its contents to others without express authorization is prohibited.

585042055001K\_2 CADW3070\_U0016728 2013-01-21T12:37:26 1.000