




Richco®



www.richco-inc.com

ACF Components
www.acfcom.com
1-800-227-2901
& Fasteners, Inc.




GLOBAL PRESENCE, LOCAL SUPPORT

www.richco-inc.com

Global Presence,
Local Support



- User friendly interface and navigation
- Extensive NEW products featured
- Quick part search and cross reference
- Interactive online catalog
- Over 15,000 available catalog parts online
- MORE product details and information
- Access and download 3D models
- Site content in multiple languages
- Frequently asked questions
- Distributor/sales office locator



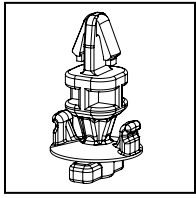

Richco[®]



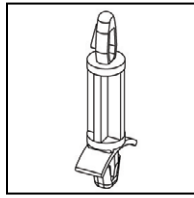
**Global Presence,
Local Support**

Circuit Board Hardware	1-34	A
	Snap-in, screw-mount & adhesive supports; spacers & stand-offs	
Card Guides & Pullers	35-45	B
	Vertical, horizontal & tensioning PC board rack card guides; pullers & ejectors	
Rivets, Screws, Washers & Nuts	46-60	C
	Snap-in, push, blind hole & unscrewing rivets; plastic screws, nuts & washers	
Motion Control, Bumpers & Feet	61-75	D
	Motion & vibration dampers; bumpers & feet	
Fan Accessories	76-81	E
	Screens, guards, filters, and other accessories for fans	
LED Hardware	82-86	F
	LED mounting and protection hardware; light pipes	
Insulators	87-93	G
	Fuse mounting hardware, transistor insulators, splashproof insulators	
Cable Ties & Accessories	94-116	H
	Standard, push mount, screw mount, releasable, hook & loop cable ties; tie holders	
Cable Management	117-167	I
	Clips, clamps, wire routing accessories; wraps & ducts	
Fiber Management	168-190	J
	Fiber routing and protection accessories	
Grommets, Bushings & Cable Glands	191-203	K
	Metal & plastic grommeting strips & plug-in grommets; bushings; cable glands	
Thumbnail IndexII-IX	
General InformationX	
RMS	204-211	
Alphabetical Index	212-214	
New Product Index	Inside Back Cover	

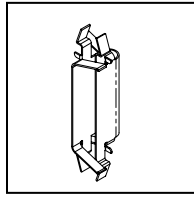
CIRCUIT BOARD HARDWARE



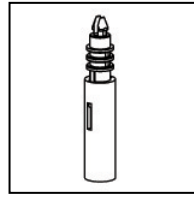
Page 1



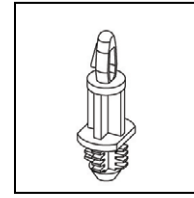
Page 2,4



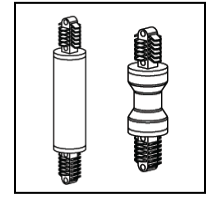
Page 3



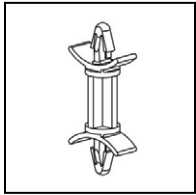
Page 3



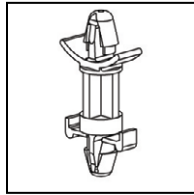
Page 5



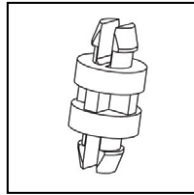
Page 5,65



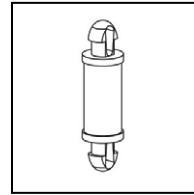
Page 6



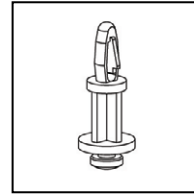
Page 6



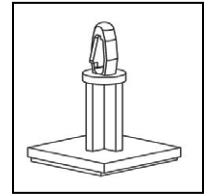
Page 7



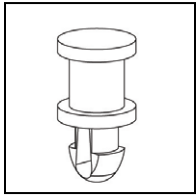
Page 8, 10



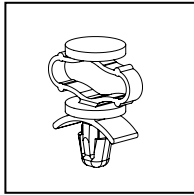
Page 9



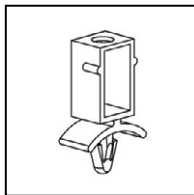
Page 10, 11



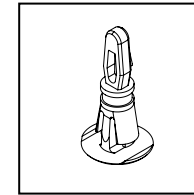
Page 12



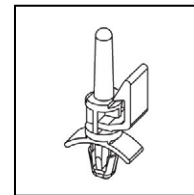
Page 13



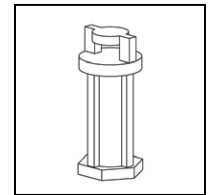
Page 13



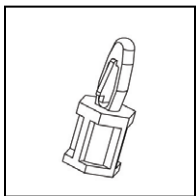
Page 13-17



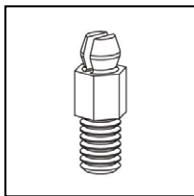
Page 17-19



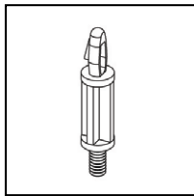
Page 19



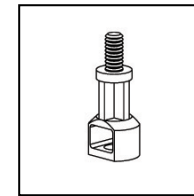
Page 20,21




Page 21-23




Page 21-23



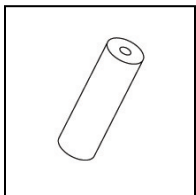
Page 23



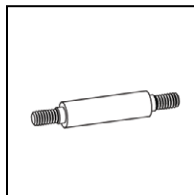
Page 24




Page 24, 26, 27



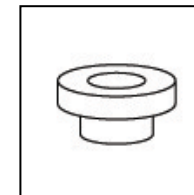
Page 25, 27



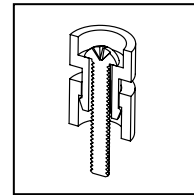
Page 26, 28, 29



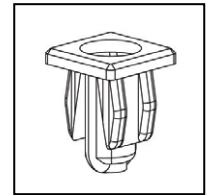
Page 30



Page 31, 92

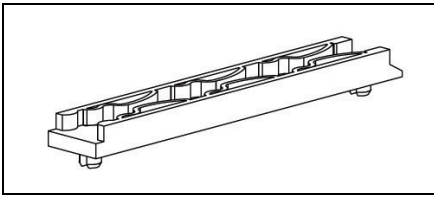


Page 32

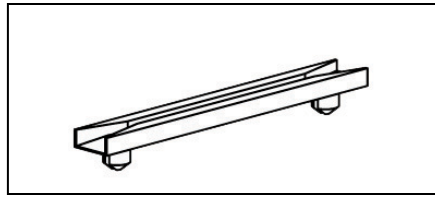


Page 32, 33

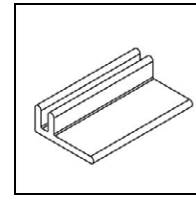
CARD GUIDES & PULLERS



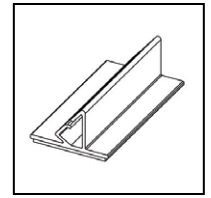
Page 35



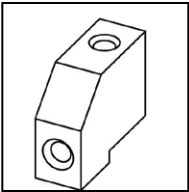
Page 36-38



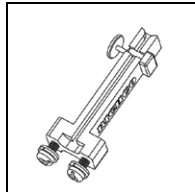
Page 38



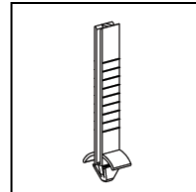
Page 39



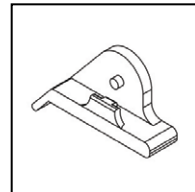
Page 39



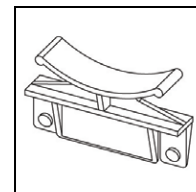
Page 40, 41



Page 42, 43

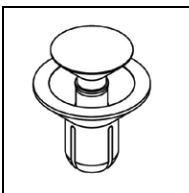


Page 43, 44

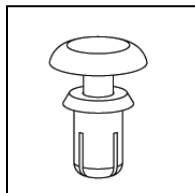


Page 45

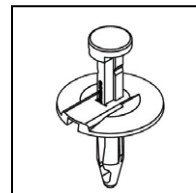
RIVETS, SCREWS, WASHERS & NUTS



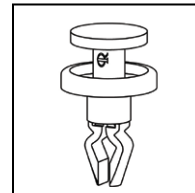
Page 46



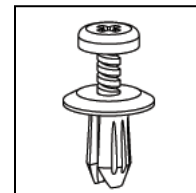
Page 47, 48



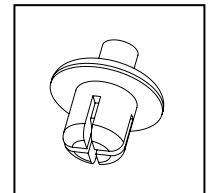
Page 49



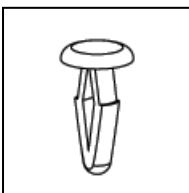
Page 49



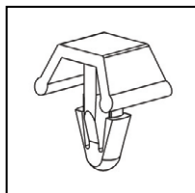
Page 50



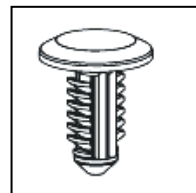
Page 50, 51



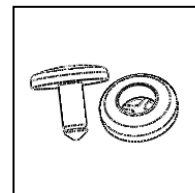
Page 51



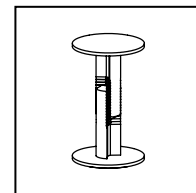
Page 52



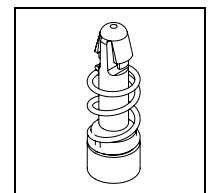
Page 46, 52-54



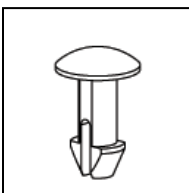
Page 54



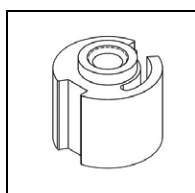
Page 55



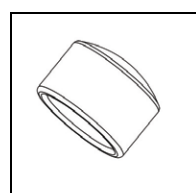
Page 55



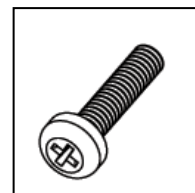
Page 56



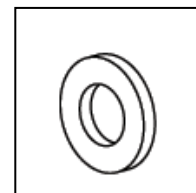
Page 1, 56



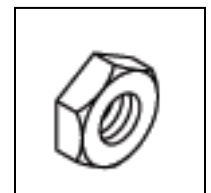
Page 57



Page 57-59

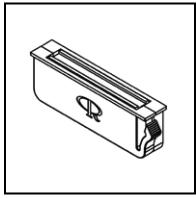


Page 59

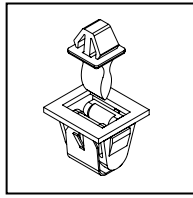


Page 60

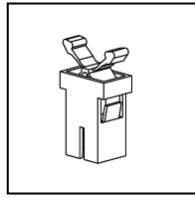
MOTION CONTROL, BUMPERS & FEET



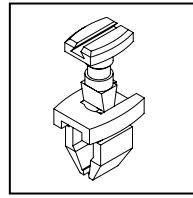
Page 61



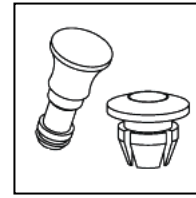
Page 62, 63



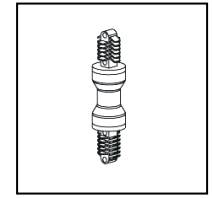
Page 63



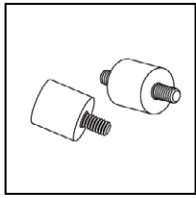
Page 61, 64



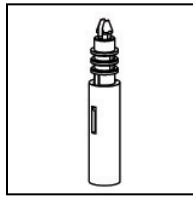
Page 64



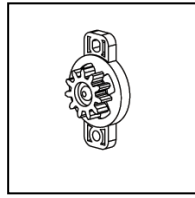
Page 5, 65



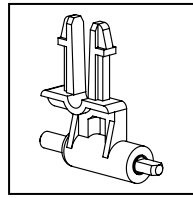
Page 65, 66



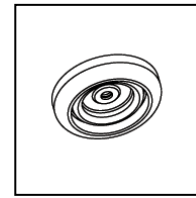
Page 3, 66



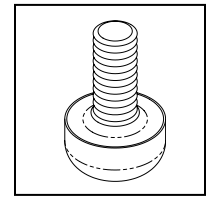
Page 67, 68



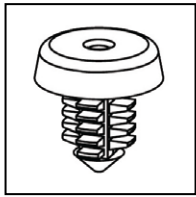
Page 68



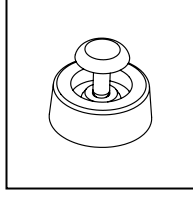
Page 69



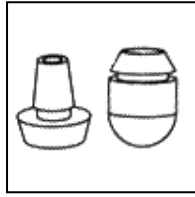
Page 70




Page 70



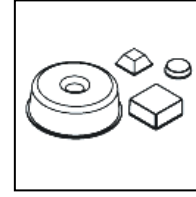
Page 70, 71



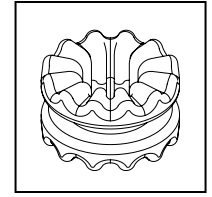
Page 72



Page 73

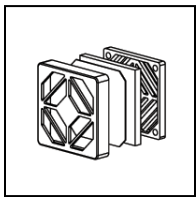


Page 74, 75

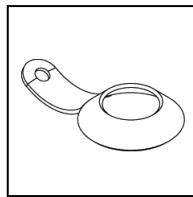


Page 75

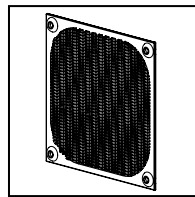
FAN ACCESSORIES



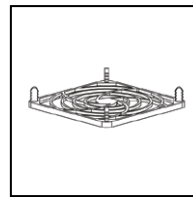
Page 76



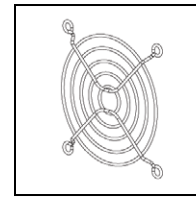
Page 76



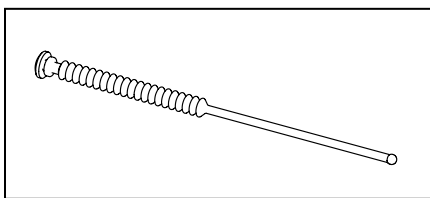
Page 77



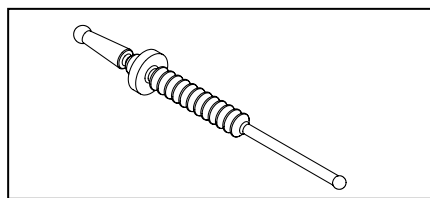
Page 77



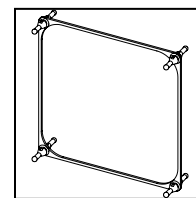
Page 78



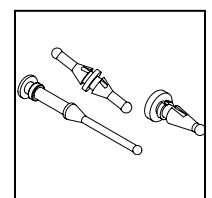
Page 79



Page 79

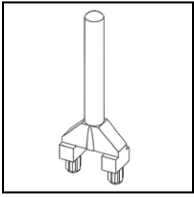


Page 80, 81

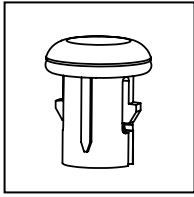


Page 80

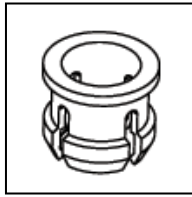
LED HARDWARE



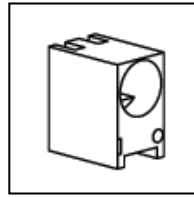
Page 82



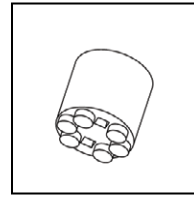
Page 83



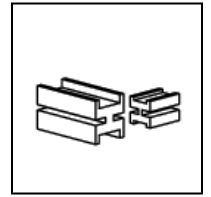
Page 83



Page 84

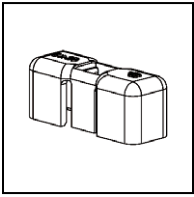


Page 84-86

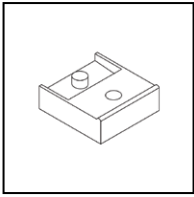


Page 86

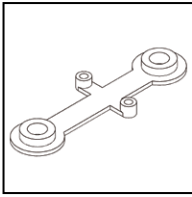
INSULATORS



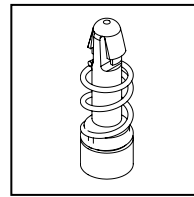
Page 87, 88



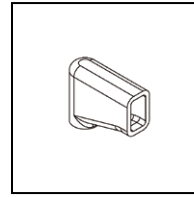
Page 88, 89



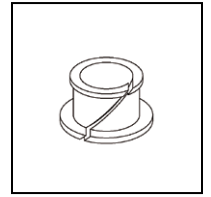
Page 89



Page 54, 89

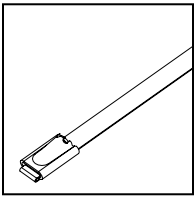


Page 90, 91

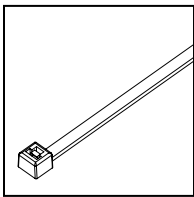


Page 93

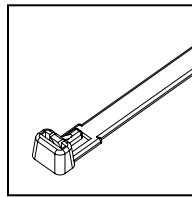
CABLE TIES & ACCESSORIES



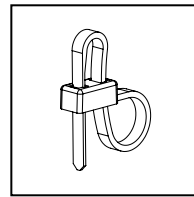
Page 94



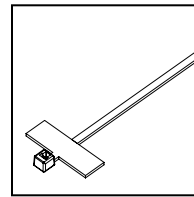
Page 95, 96



Page 97




Page 98



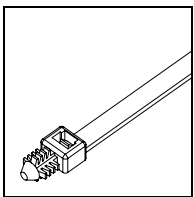
Page 98



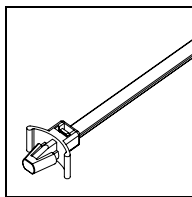
Page 97, 99, 100



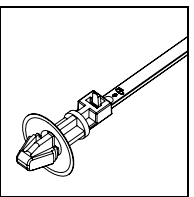
Page 99



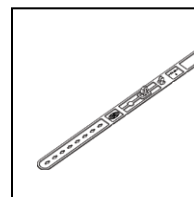
Page 100



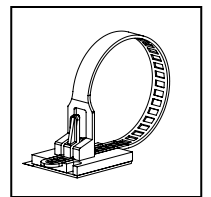
Page 101-104



Page 102

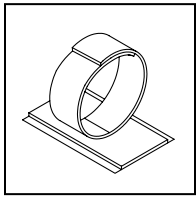


Page 105

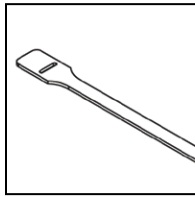


Page 106

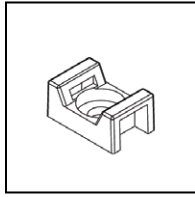
CABLE TIES & ACCESSORIES



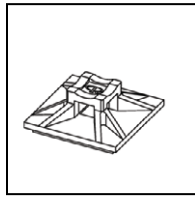
Page 106



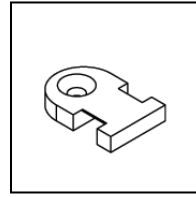
Page 107



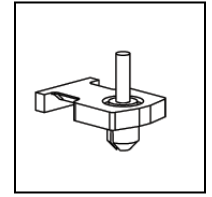
Page 108-110



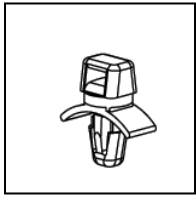
Page 108, 109



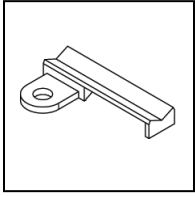
Page 111



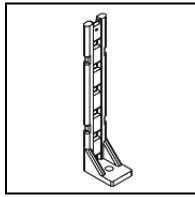
Page 111



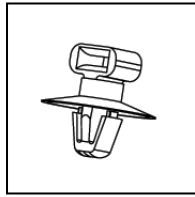
Page 112



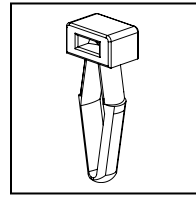
Page 112



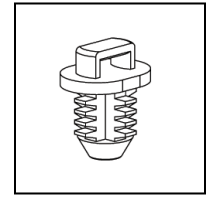
Page 113



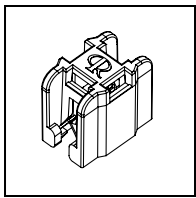
Page 114



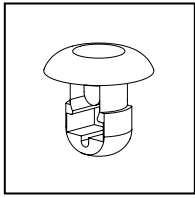
Page 115



Page 115

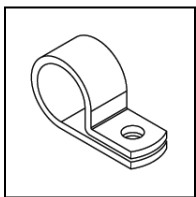


Page 116

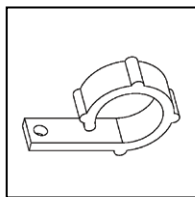


Page 116

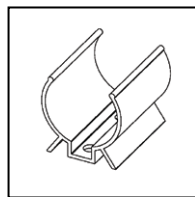
CABLE MANAGEMENT



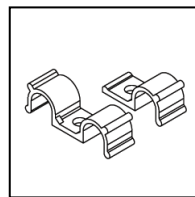
Page 117-120




Page 119



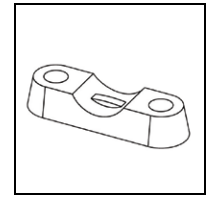
Page 121



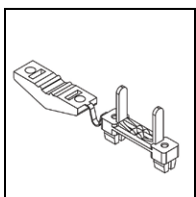
Page 122



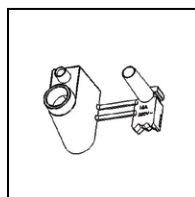
Page 122



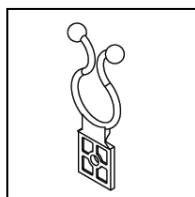
Page 123



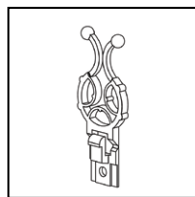
Page 123



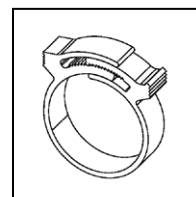
Page 124



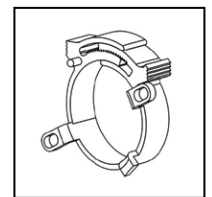
Page 124



Page 125

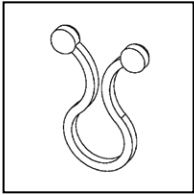


Page 125

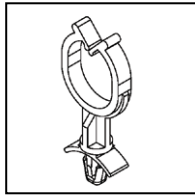


Page 125

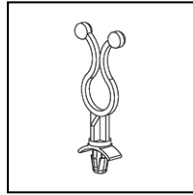
CABLE MANAGEMENT



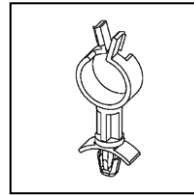
Page 126



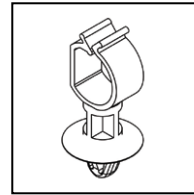
Page 126



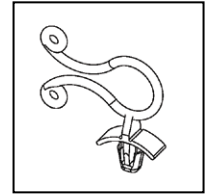
Page 127



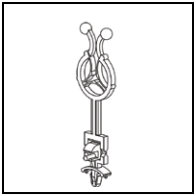
Page 127, 128



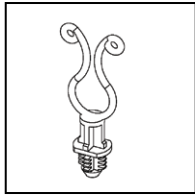
Page 128



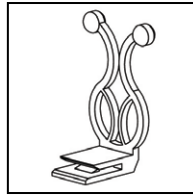
Page 129



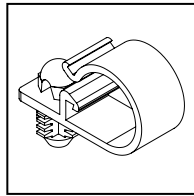
Page 129



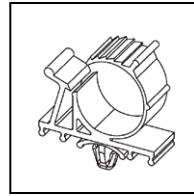
Page 130




Page 130



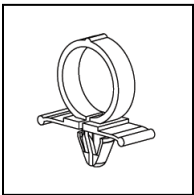
Page 131



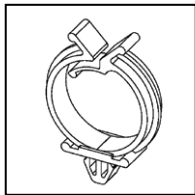
Page 131



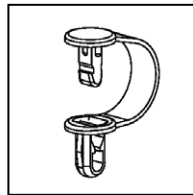
Page 132



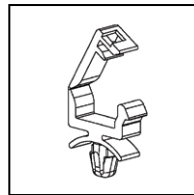
Page 132



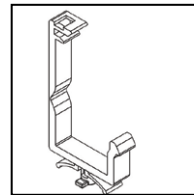
Page 132



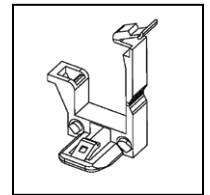
Page 133



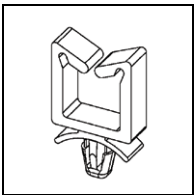
Page 133, 134, 139



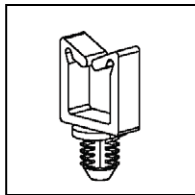
Page 134



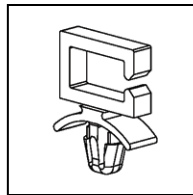
Page 134



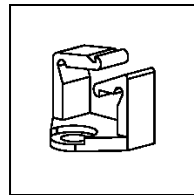
Page 135



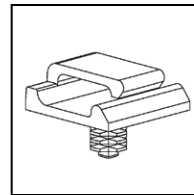
Page 136



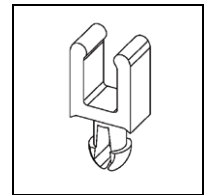
Page 136, 137



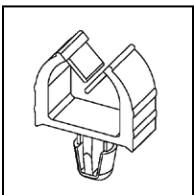
Page 138



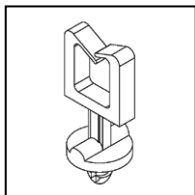
Page 139



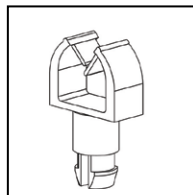
Page 139, 140



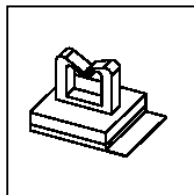
Page 140



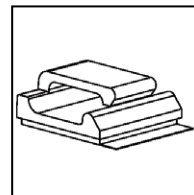
Page 141



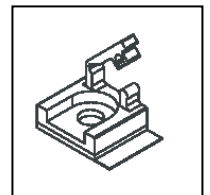
Page 141



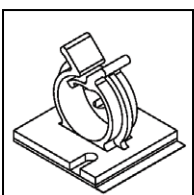
Page 142



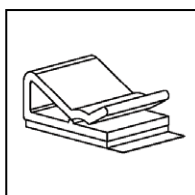
Page 142



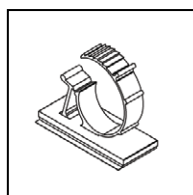
Page 143



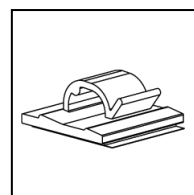
Page 143




Page 144




Page 145



Page 146

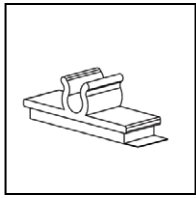


Page 147




Page 148

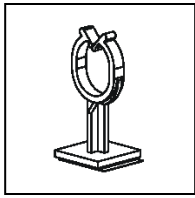
CABLE MANAGEMENT



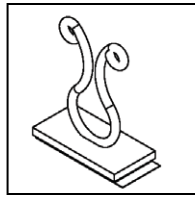
Page 148




Page 149



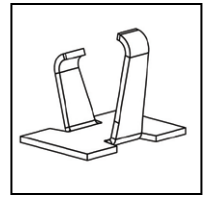
Page 150



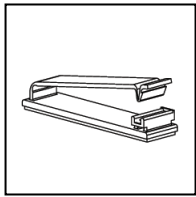
Page 150, 151



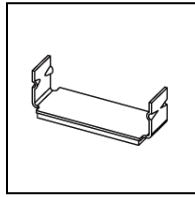
Page 151



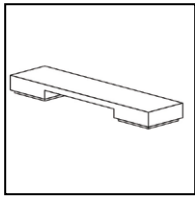
Page 152



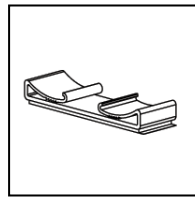
Page 152



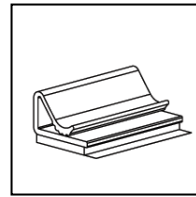
Page 153



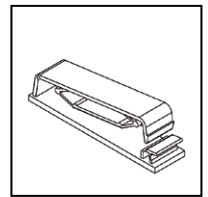
Page 153



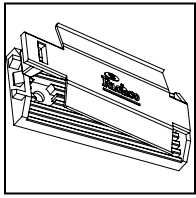
Page 153



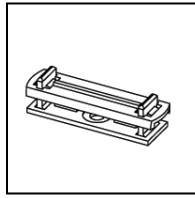
Page 154



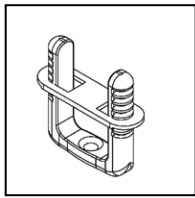
Page 154, 155



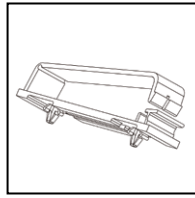
Page 155



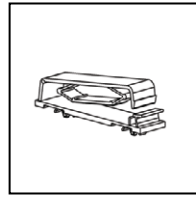
Page 156



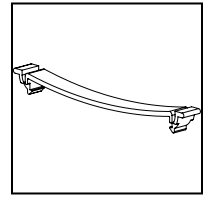
Page 156



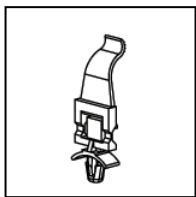
Page 117, 157



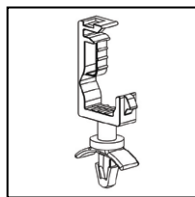
Page 158



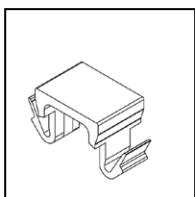
Page 158



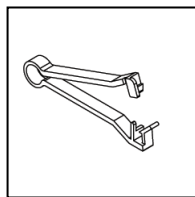
Page 158



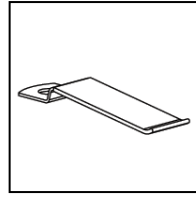
Page 159



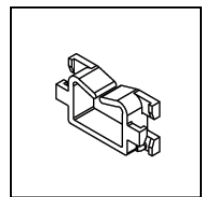
Page 159



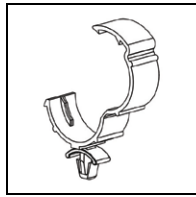
Page 160



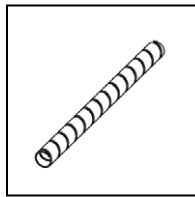
Page 160



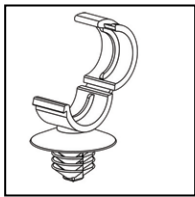
Page 161, 162, 163



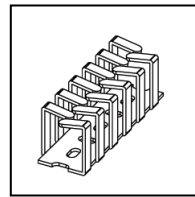
Page 163



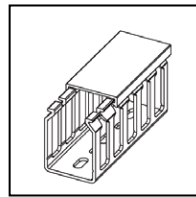
Page 164, 165



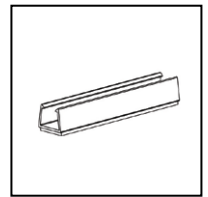
Page 165



Page 166

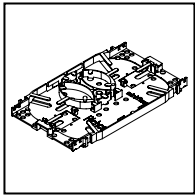


Page 166

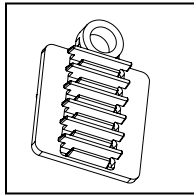


Page 167

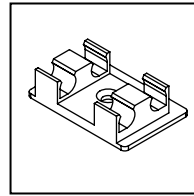
FIBER MANAGEMENT



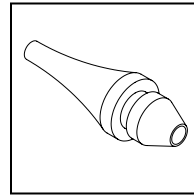
Page 168, 170




Page 169, 171, 172



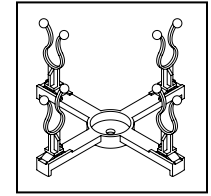
Page 170, 172



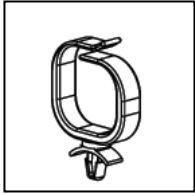
Page 174



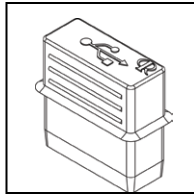
Page 174, 175



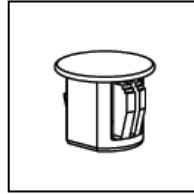
Page 176



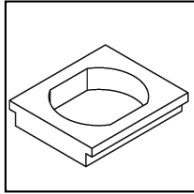
Page 177



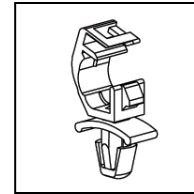
Page 181




Page 181



Page 182

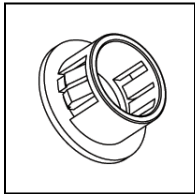


Page 182, 183

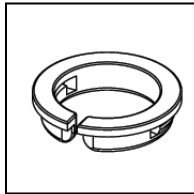


Page 186-189

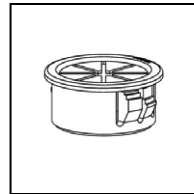
GROMMETS, BUSHINGS & CABLE GLANDS



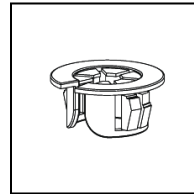
Page 191



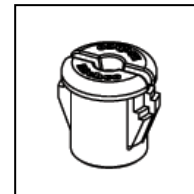
Page 192



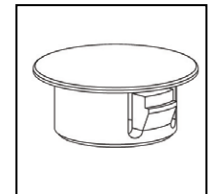
Page 193



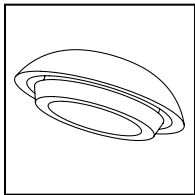
Page 193



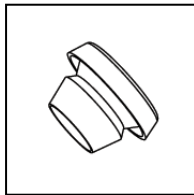
Page 193



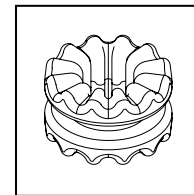
Page 194



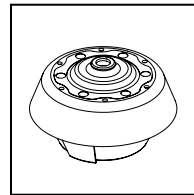
Page 194



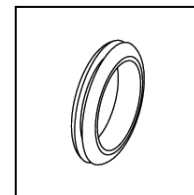
Page 195



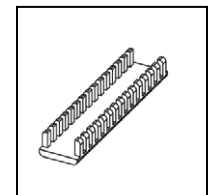
Page 195



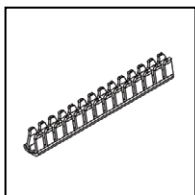
Page 196



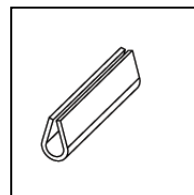
Page 196, 197



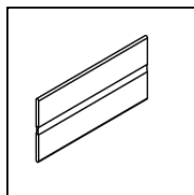
Page 197, 198



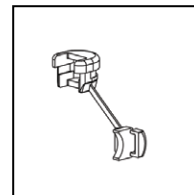
Page 199



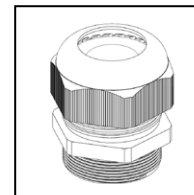
Page 200



Page 200



Page 201



Page 202, 203

GENERAL INFORMATION

Certifications & Standards

- Richco Manufacturer UL® No. E61981 (N)
- United States Department of Defense Cage Code; 06915
- Richco Inc., Harvard, IL, USA: ISO-9001 & Sony Green Partner
- Richco International Co. Ltd., Gravesend, England: ISO-9001, ISO-14001, TS-16949, and Investors in People
- Richco Española S.L.U., Barcelona, Spain: ISO-9001, TS-16949, ISO-14001 & OHSAS-18001
- Richco Xiamen Precision Fasteners Co. Ltd., Xiamen, P.R.C.: ISO-9001, ISO-14001 & Sony Green Partner

Specifications & Tolerances

Specifications in this catalog are for reference only. Richco reserves the right to make changes in the specifications of its proprietary products at any time without notice. See engineering drawings on our website at www.richco-inc.com for the latest designs, tolerances, downloadable 3D models and material information.

Nylon Color

All products which are manufactured in UL94 V2 Nylon 6/6, RMS-01 or UL94 V0 Nylon 6/6, RMS-19 are natural color as standard unless otherwise noted. These materials can be colored to match your requirements.

Nylon Storage Guidelines

Most Richco products are manufactured in high-quality Nylon 6/6. Nylon is a hygroscopic material, which means that it emits and absorbs moisture. Richco Nylon products are manufactured and packaged with the appropriate level of moisture to achieve optimal usage in application. The packaging used by Richco ensures that the moisture content of the products remains constant. Therefore, it is important to store the products in their original packaging to preserve their quality.

Nylon & Adhesive Ideal Storage Conditions

Original, unopened bags at 73°F (23°C) and 50% Relative Humidity.

Nylon & Adhesive Shelf Life

If products are kept under the Ideal Storage Conditions above, shelf life is 1 year from date of shipment.

Release Tab

Most Richco adhesive-mount products have a liner release tab to make removal of the adhesive liner quick & easy. This release tab could exist on any side of a Richco product.

Raw Material Specifications (RMS)

Richco classifies all raw materials used in our products with an RMS identification number. The RMS number can be found in the product table in each series. More information on the materials is available at the back of this catalog in the RMS Specifications section or visit www.richco-inc.com.

Restriction of Hazardous Substances (RoHS)

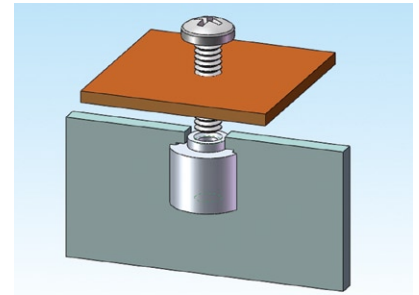
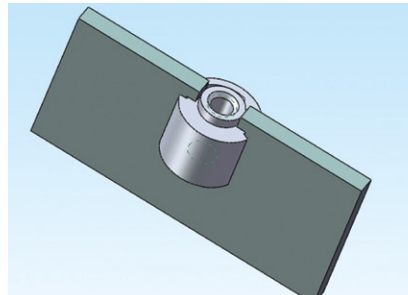
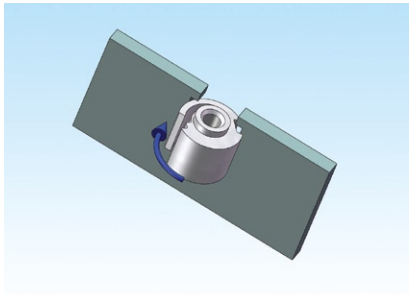
EU Directive 2002/95/EC restricts the use of 6 substances in electrical and electronic equipment. To determine if a Richco material is RoHS Compliant, please see the RMS Specifications at the back of this catalog or visit www.richco-inc.com to download a RoHS Certification Letter.

Waste Electrical and Electronic Equipment (WEEE)

European Parliament Directive 2002/96/EC, establishes recovery, reuse, and recycling targets for each of ten categories of WEEE waste. Most Richco products support the WEEE Directive by allowing easy removal from their applications at End of Life.

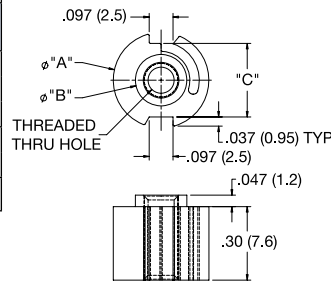
SEI Sheet Edge Insert

NEW

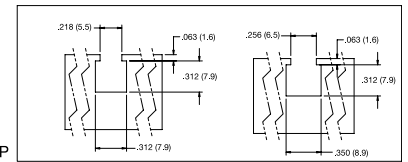


Material: UL94 V2 Nylon 6/6, RMS-01 Color: Black						
Standard Pack: 1,000 per bag						
Part No.	"A" Dia.	"B" Dia.	"C"	Thread Type	Panel Thickness	Mounting Hole
SEI-1				#6-32 UNC	.050 - .095 (1.27-2.41)	1
SEI-2	.390 (9.9)	.210 (5.3)	.30 (7.6)	M4	.050 - .091 (1.27-2.3)	
SEI-3				M3		
SEI-4	.429 (10.9)	.248 (6.3)	.339 (8.6)	M5	.050 - .095 (1.27-2.41)	2
SEI-5				M6		

Screwdriver required for installation

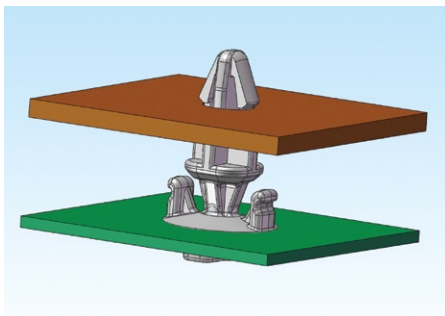


Mounting Hole 1 Mounting Hole 2



QQT Quarter Turn Spacers

NEW



Top Hole: .157 ± .004 (4 ± 0.1)

Panel Thickness: .063 ± .004 (1.6 ± 0.1)

Fig. 1

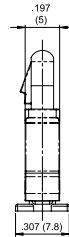
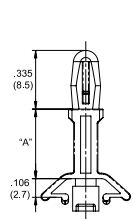
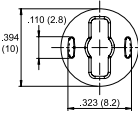
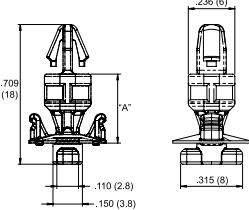


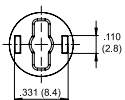
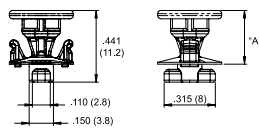
Fig. 2



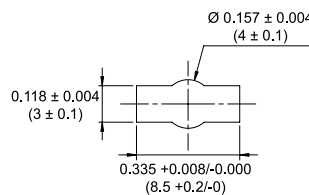
Bottom Hole: See Mounting Hole Detail

Panel Thickness: .031 - .039 (0.8 - 1)

Fig. 3



Mounting Hole Detail



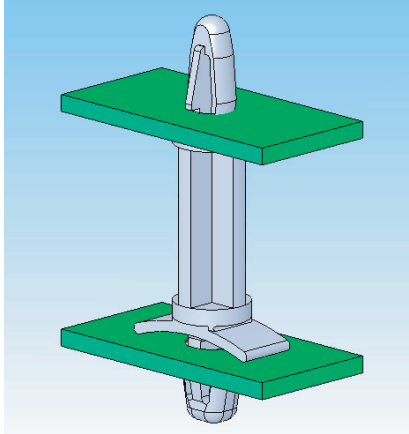
Bottom Hole: See Mounting Hole Detail
Panel Thickness: .031 - .039 (0.8 - 1)

Material: UL94 V0 Nylon 6/6, RMS-19 Color: Natural		
Standard Pack: 1000 per bag		
Part No.	"A"	Fig.
LCQT-1	.398 (10.1)	1
DLQT-1	.350 (8.9)	2
PSQT-1	.331 (8.4)	3

A

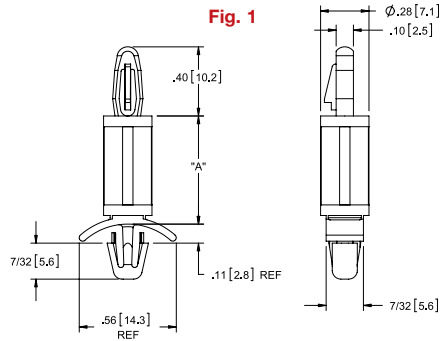
LCBS

Locking Circuit Board Support



LCBS

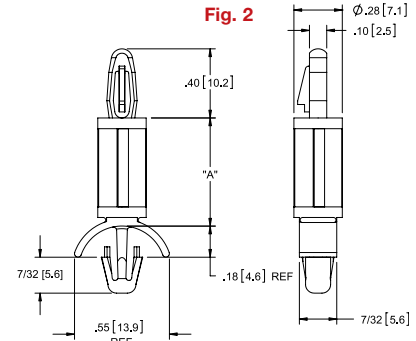
Top Hole: Snap-lock: $.156 \pm .003$ (4 ± 0.08)
Panel Thickness: $.062$ (1.57)



Bottom Hole: Snap-lock: $.187 \pm .003$ (4.75 ± 0.08)
Panel Thickness: $.031 - .078$ (0.79 - 1.98)

LCBS-2

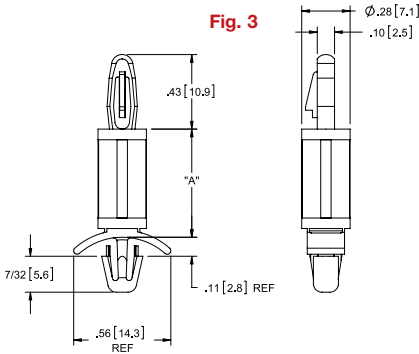
Top Hole: Snap-lock: $.156 \pm .003$ (4 ± 0.08)
Panel Thickness: $.062$ (1.57)



Bottom Hole: Snap-lock: $.187 \pm .003$ (4.75 ± 0.08)
Panel Thickness: $.078 - .140$ (1.98 - 3.56)

LCBS-3

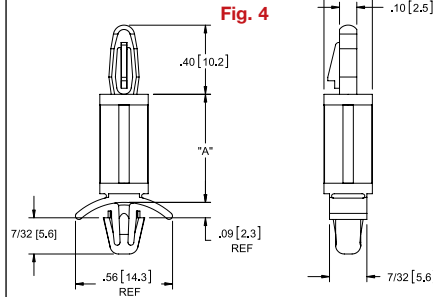
Top Hole: Snap-lock: $.156 \pm .003$ (4 ± 0.08)
Panel Thickness: $.093$ (2.36)



Bottom Hole: Snap-lock: $.187 \pm .003$ (4.75 ± 0.08)
Panel Thickness: $.031 - .078$ (0.79 - 1.98)

LCBS-8

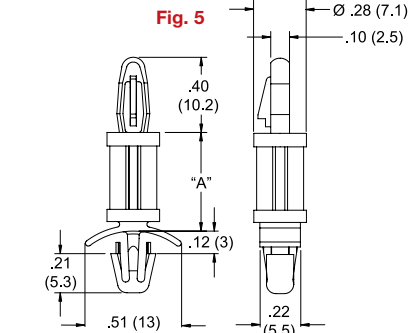
Top Hole: Snap-lock: $.156 \pm .003$ (4 ± 0.08)
Panel Thickness: $.062$ (1.57)



Bottom Hole: Snap-lock: $.187 \pm .003$ (4.75 ± 0.08)
Panel Thickness: $.008 - .055$ (0.2 - 1.4)

LCBS-HT

Top Hole: Snap-lock: $.156 \pm .003$ (4 ± 0.08)
Panel Thickness: $.062$ (1.57)



Bottom Hole: Snap-lock: $.187 \pm .003$ (4.75 ± 0.08)
Panel Thickness: $.031 - .078$ (0.79 - 1.98)

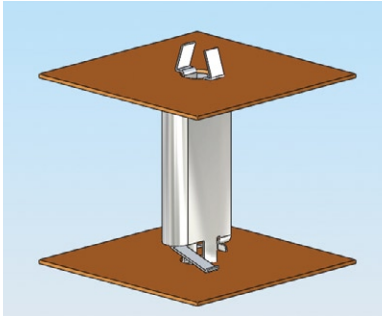
LCBS (Fig. 1)	LCBS-2 (Fig. 2)	LCBS-3 (Fig. 3)	LCBS-8 (Fig. 4)	LCBS-HT (Fig. 5)	Standard Pack: 1000 per bag
Mat'l: UL94 V2 Nylon 6/6, RMS-01 Color: Natural	Mat'l: UL94 V2 Nylon 6/6, RMS-01* Color: Natural	Mat'l: UL94 V2 Nylon 6/6, RMS-01* Color: Natural	Mat'l: UL94 V2 Nylon 6/6, RMS-01* Color: Natural	Mat'l: UL94 V0 PEI, RMS-162 Color: Black Max. Temp: 392°F (200°C)	"A" Standoff Height $\pm .015$ (0.4)
LCBS-3-01	LCBS-2-3-01	LCBS-3-3-01	LCBS-8-3-01	LCBS-3-HT	3/16 (4.8)
LCBS-6M-01	-	-	-	-	0.24 (6)
LCBS-4-01	LCBS-2-4-01	LCBS-3-4-01	LCBS-8-4-01	LCBS-4-HT	1/4 (6.4)
LCBS-5-01	LCBS-2-5-01	LCBS-3-5-01	LCBS-8-5-01	LCBS-5-HT	5/16 (7.9)
LCBS-8M-01	-	-	-	-	0.31 (8)
LCBS-6-01	LCBS-2-6-01	LCBS-3-6-01	LCBS-8-6-01	LCBS-6-HT	3/8 (9.5)
LCBS-10M-01	-	-	-	-	0.39 (10)
LCBS-7-01	LCBS-2-7-01	LCBS-3-7-01	LCBS-8-7-01	LCBS-7-HT	7/16 (11.1)
LCBS-12M-01	-	-	-	-	0.47 (12)
LCBS-8-01	LCBS-2-8-01	LCBS-3-8-01	LCBS-8-8-01	LCBS-8-HT	1/2 (12.7)
LCBS-14M-01	-	-	-	-	0.55 (14)
LCBS-10-01	LCBS-2-10-01	LCBS-3-10-01	LCBS-8-10-01	LCBS-10-HT	5/8 (15.9)
LCBS-16M-01	-	-	-	-	0.63 (16)
LCBS-12-01	LCBS-2-12-01	LCBS-3-12-01	LCBS-8-12-01	LCBS-12-HT	3/4 (19.1)
LCBS-14-01	LCBS-2-14-01	LCBS-3-14-01	LCBS-8-14-01	LCBS-14-HT	7/8 (22.2)
LCBS-16-01	LCBS-2-16-01	LCBS-3-16-01	LCBS-8-16-01	LCBS-16-HT	1 (25.4)
LCBS-18-01	LCBS-2-18-01	LCBS-3-18-01	LCBS-8-18-01	LCBS-18-HT	1-1/8 (28.6)
LCBS-20-01	LCBS-2-20-01	LCBS-3-20-01	LCBS-8-20-01	LCBS-20-HT	1-1/4 (31.7)
LCBS-22-01	LCBS-2-22-01	LCBS-3-22-01	LCBS-8-22-01	LCBS-22-HT	1-3/8 (34.9)

Available in UL94 V0 Material. To order, replace -01 with -19.

*Available in UL94 V0 material by special order only. To order, replace -01 with -19.

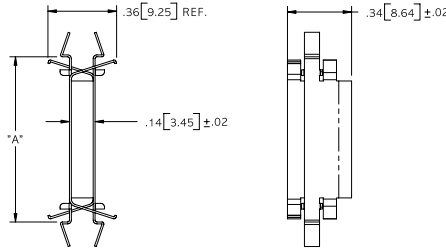
Available by special order; 5,000 piece minimum.

MDLCBS Metal Dual Locking Circuit Board Support



Patent D456,690

Top Hole: Snap-lock: $.156 \pm .003$ (4 ± 0.08)
Panel Thickness: $.062$ (1.57)



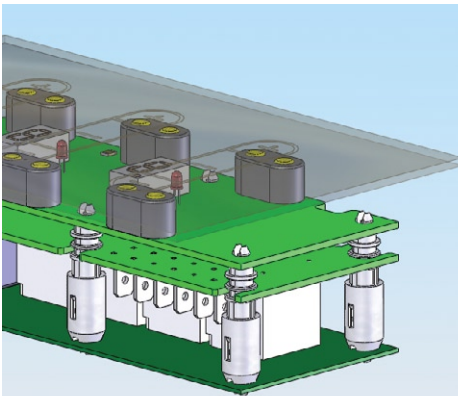
Bottom Hole: Snap-lock: $.156 \pm .003$ (4 ± 0.08)
Panel Thickness: $.062$ (1.57)

Material: 302 Stainless Steel, RMS-320	Standard Pack: 1,000 per bag
	"A"
MDLCBS-4	3/8 (9.5)
MDLCBS-6	1/2 (12.7)
MDLCBS-8	5/8 (15.9)
MDLCBS-12	7/8 (22.2)
MDLCBS-16	1-1/8 (28.6)

Features

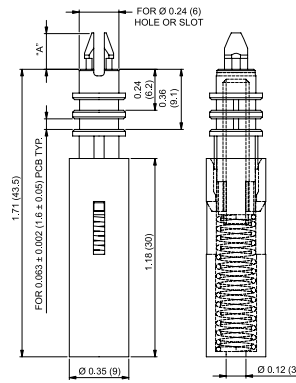
- Highly conductive and impact resistant

TCS Touch Control Spacer



Patent Pending.

Top Hole: Snap-lock: $.165 \pm .002$ (4.2 ± 0.05)
Panel Thickness: $.063 \pm .002$ (1.6 ± 0.05)



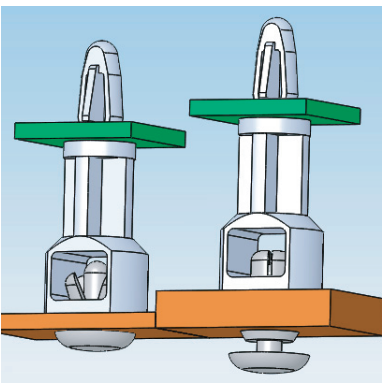
Bottom Hole: To locate over a vertical tab

Features

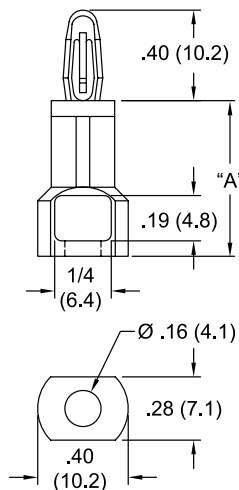
- Spring provides continuous force to light sensors mounted onto a PCB so that they are in constant contact with the cover

Standard Pack: 500 per bag			
Color: Natural	"A"	Spacer Material	Spring Material
TCS-1	.21	Nylon 6/6, RMS-01	Stainless Steel, RMS-230
TCS-2	(5.4)	Nylon 6/6, RMS-19	
TCS-3	.17	Nylon 6/6, RMS-01	
TCS-4	(4.2)	Nylon 6/6, RMS-19	
Travel: .12 (3)			
Custom designs available by special order			

SRLCBS Snap Rivet Locking Circuit Board Support



Top Hole: Snap-lock: $.156 \pm .003$ (4 ± 0.08)
Panel Thickness: $.062$ (1.57)



Bottom Hole: For Snap Rivet: $.161 - .165$ (4.1 - 4.2)
Panel Thickness: See Rivet Table

Mat'l: Nylon 6/6, RMS-01* Color: Natural	Standard Pack: 1,000 per bag	
	"A" Standoff Height $\pm .015$ (0.4)	
SRLCBS-6-01	3/8 (9.5)	
SRLCBS-7-01	7/16 (11.1)	
SRLCBS-8-01	1/2 (12.7)	
SRLCBS-10-01	5/8 (15.9)	
SRLCBS-12-01	3/4 (19.1)	
SRLCBS-14-01	7/8 (22.2)	
SRLCBS-16-01	1 (25.4)	
*Available in UL94 V0 material by special order. To order, replace -01 with -19.		

Use Richco Rivet Part No.	For Chassis Thickness
SR-4050	.026-.062 (0.7-1.6)
SR-4060	.062-.105 (1.5-2.7)
SR-4070	.105-.145 (2.7-3.7)
SR-4080	.145-.184 (3.7-4.7)
SR-4090	.184-.223 (4.7-5.7)
SR-4100	.223-.263 (5.7-6.7)
SR-4120	.282-.341 (7.2-8.7)
See Page Number 47	
Rivets also available in UL94 V0 material.	

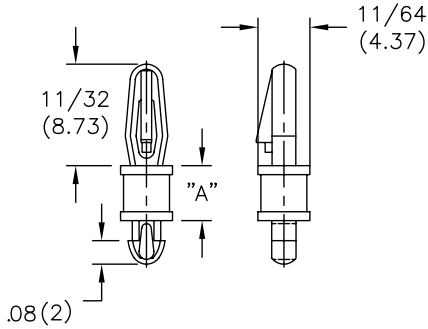
CIRCUIT BOARD HARDWARE

A

LCBST

Top Hole: Snap-lock: $.125 \pm .002$ (3.18 ± 0.05)
Panel Thickness: $.062$ (1.57)

Fig. 1

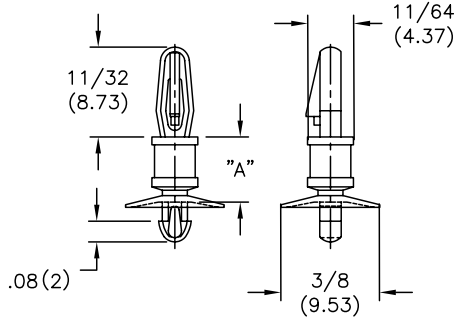


Bottom Hole: Snap-lock: $.100 \pm .002$ (2.54 ± 0.05)
Panel Thickness: $.064$ (1.63) Max.

CLCBST

Top Hole: Snap-lock: $.125 \pm .002$ (3.18 ± 0.05)
Panel Thickness: $.062$ (1.57)

Fig. 2

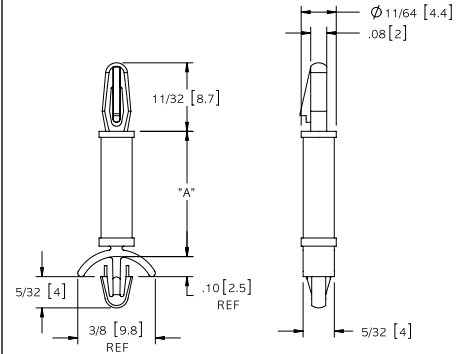


Bottom Hole: Snap-lock: $.100 \pm .002$ (2.54 ± 0.05)
Panel Thickness: $.062$ (1.57)

LCBSM

Top Hole: Snap-lock: $.125 \pm .002$ (3.18 ± 0.05)
Panel Thickness: $.062$ (1.57)

Fig. 3

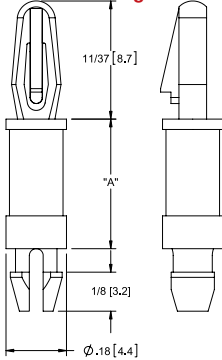


Bottom Hole: Snap-lock: $.125 \pm .002$ (3.18 ± 0.05)
Panel Thickness: $.031 - .078$ (0.79 - 1.98)

LMSP

Top Hole: Snap-lock: $.125 \pm .002$ (3.18 ± 0.05)
Panel Thickness: $.062$ (1.57)

Fig. 4

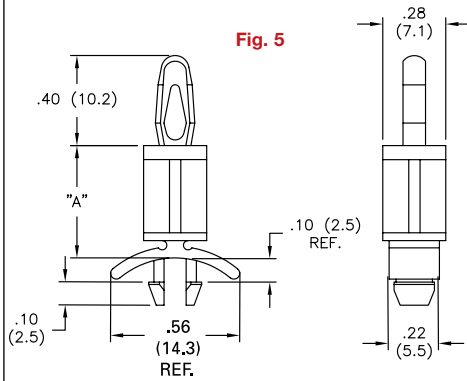


Bottom Hole: Snap-lock: $.125 \pm .002$ (3.18 ± 0.05)
Panel Thickness: $.062$ (1.57)

CBS

Top Hole: Snap-fit: $.156 \pm .003$ (4 ± 0.08)
Panel Thickness: $.062$ (1.57)

Fig. 5

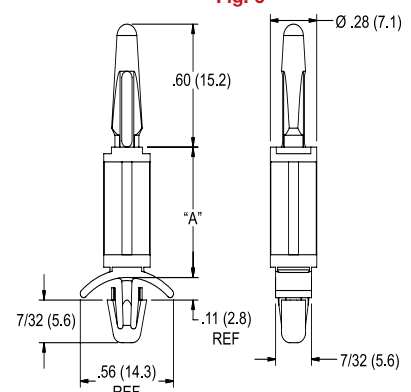


Bottom Hole: Snap-lock: $.187 \pm .003$ (4.75 ± 0.08)
Panel Thickness: $.031 - .078$ (0.79 - 1.98)

LNCBS

Top Hole: Snap-fit: $.156 \pm .003$ (4 ± 0.08)
Panel Thickness: $.062$ (1.57)

Fig. 6



Bottom Hole: Snap-lock: $.187 \pm .003$ (4.75 ± 0.08)
Panel Thickness: $.031 - .078$ (0.79 - 1.98)

LCBST (Fig. 1)	CLCBST (Fig. 2)	LCBSM (Fig. 3)	LMSP (Fig. 4)	CBS (Fig. 5)	LNCBS (Fig. 6)	Standard Pack: 1000 per bag
Mat'l: UL94 V2 Nylon 6/6, RMS-01* Color: Natural	Mat'l: UL94 V2 Nylon 6/6, RMS-01* Color: Natural	Mat'l: UL94 V2 Nylon 6/6, RMS-01* Color: Natural	Mat'l: UL94 V2 Nylon 6/6, RMS-01 Color: Natural	Mat'l: UL94 V2 Nylon 6/6, RMS-01 Color: Natural	Mat'l: UL94 V2 Nylon 6/6, RMS-01* Color: Natural	"A" Standoff Height ± .015 (0.4)
LCBST-2-01	CLCBST-2-01	LCBSM-2-01	LMSP-2-01	-	-	1/8 (3.2)
LCBST-3-01	CLCBST-3-01	LCBSM-3-01	LMSP-3-01	CBS-3-01	LNCBS-3-01	3/16 (4.8)
LCBST-4-01	CLCBST-4-01	LCBSM-4-01	LMSP-4-01	CBS-4-01	LNCBS-4-01	1/4 (6.4)
LCBST-5-01	CLCBST-5-01	LCBSM-5-01	LMSP-5-01	-	-	5/16 (7.9)
LCBST-6-01	CLCBST-6-01	LCBSM-6-01	LMSP-6-01	CBS-6-01	LNCBS-6-01	3/8 (9.5)
LCBST-7-01	CLCBST-7-01	LCBSM-7-01	LMSP-7-01	-	-	7/16 (11.1)
LCBST-8-01	CLCBST-8-01	LCBSM-8-01	LMSP-8-01	CBS-8-01	LNCBS-8-01	1/2 (12.7)
LCBST-9-01	CLCBST-9-01	LCBSM-9-01	LMSP-9-01	-	-	9/16 (14.3)
LCBST-10-01	CLCBST-10-01	LCBSM-10-01	LMSP-10-01	CBS-10-01	LNCBS-10-01	5/8 (15.9)
-	-	-	LMSP-12-01	CBS-12-01	LNCBS-12-01	3/4 (19.1)
-	-	-	LMSP-14-01	CBS-14-01	LNCBS-14-01	7/8 (22.2)

Available in UL94 V0 material. To order, replace -01 with -19.

*Available in UL94 V0 material by Special Order only. To order, replace -01 with -19.

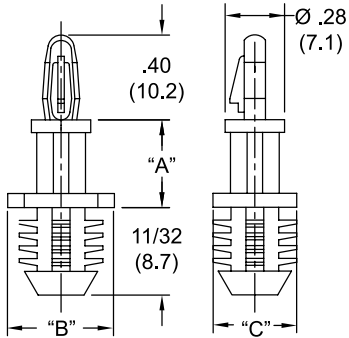
Available by special order; 5,000 piece minimum.

BHL/BHC/BHDL

Blind Hole Mount Circuit Board Supports

Top Hole: Snap-lock: $.156 \pm .003$ (4 ± 0.08)
Panel Thickness: $.062$ (1.57)

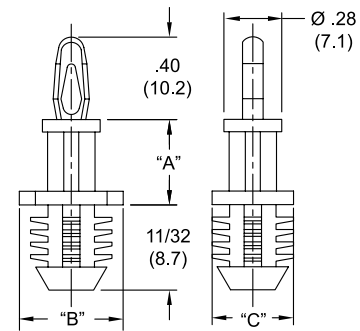
Fig. 1



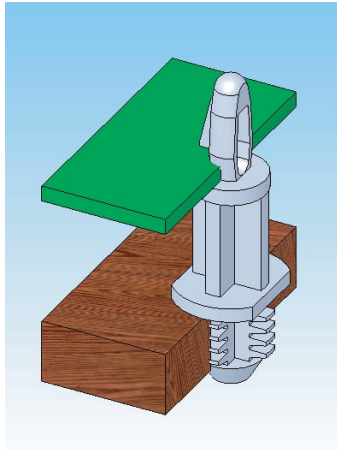
Bottom Hole: Press-fit: $.312 \pm .003$ (7.92 ± 0.08)
Panel Thickness: $1/4$ (6.4) Min.

Top Hole: Snap-fit: $.156 \pm .003$ (4 ± 0.08)
Panel Thickness: $.062$ (1.57)

Fig. 2

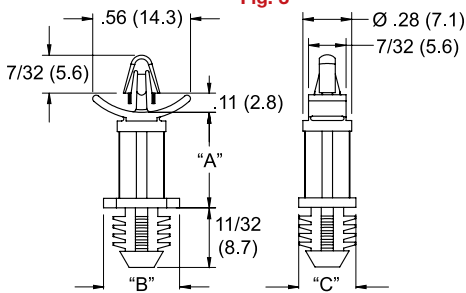


Bottom Hole: Press-fit: $.312 \pm .003$ (7.92 ± 0.08)
Panel Thickness: $1/4$ (6.4) Min.



Top Hole: Snap-lock: $.156 \pm .003$ (4 ± 0.08)
Panel Thickness: $.031 - .078$ ($0.79 - 1.98$)

Fig. 3

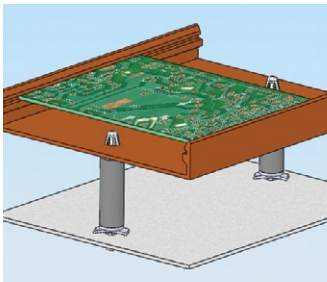


Bottom Hole: Press-fit: $.312 \pm .003$ (7.92 ± 0.08)
Panel Thickness: $1/4$ (6.4) Min.

BHL (Fig. 1)	BHC (Fig. 2)	BHDL (Fig. 3)	Standard Pack: 1,000 per bag		
Mat'l: UL94 V2 Nylon 6/6, RMS-01* Color: Natural	Mat'l: UL94 V2 Nylon 6/6, RMS-01* Color: Natural	Mat'l: UL94 V2 Nylon 6/6, RMS-01* Color: Natural	"A" Standoff Height $\pm .015$ (0.4)	"B" $\pm .015$ (0.4)	"C" $\pm .015$ (0.4)
BHL-3-01	BHC-3-01	BHDL-3-01	3/16 (4.8)	7/16 (11.1)	5/16 (7.9)
BHL-4-01	BHC-4-01	BHDL-4-01	1/4 (6.4)		
BHL-6-01	BHC-6-01	BHDL-6-01	3/8 (9.5)		
BHL-7-01	-	-	7/16 (11.1)		
BHL-8-01	BHC-8-01	BHDL-8-01	1/2 (12.7)		
BHL-10-01	BHC-10-01	BHDL-10-01	5/8 (15.9)		
BHL-12-01	BHC-12-01	BHDL-12-01	3/4 (19.1)		
BHL-14-01	BHC-14-01	BHDL-14-01	7/8 (22.2)		
*Available in UL94 V0 material by special order. To order, replace -01 with -19.					
Available by special order 5,000 piece minimum.					
BHL1, BHC1, BHDL1 Series For .250 (6.35) hole available by special order.					

HSCBS/VD

Vibration and Shock Dampening Spacers



Patent 7,257,870

Fig. 1

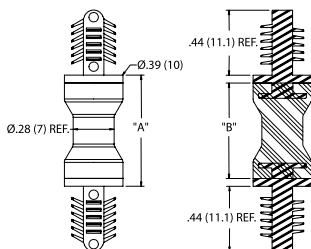


Fig. 2

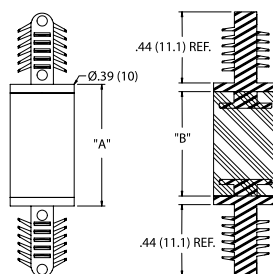
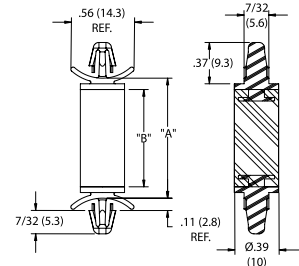


Fig. 3

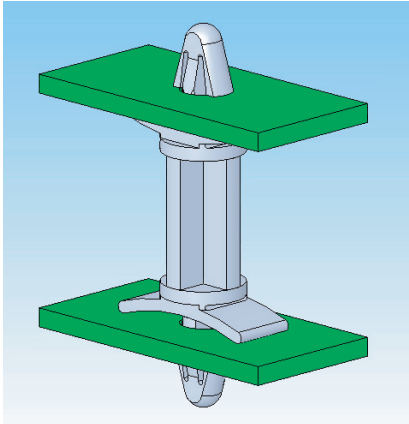


Fix Mat'l: UL94 V0 Nylon 6/6, RMS-169 Color: Natural					Standard Pack: 1,000 per bag				
Part No.	"A" $\pm .03$ (0.8) Uncompressed	"B" Ref.	Hole Diameter	Panel Thickness	Spacer Material	Target Load	Fig.		
VD-2	.73 (18.5)	.62 (16.3)	$.250 \pm .003$ (6.35 \pm 0.08)	$.07 - .31$ (1.8 - 7.9)	UL94 HB TPE 35 Shore A, RMS-167 Color: Black	1.0 lbf (4.4N)	1		
VD-3	.97 (24.7)	.87 (22)							
VD-4	1.21 (30.7)	1.10 (28)							
VD-5	.49 (12.4)	.38 (9.7)							
VD-6	.73 (18.5)	.62 (16.3)			$.187 \pm .003$ (4.75 \pm 0.08)	$.031 - .078$ (0.79 - 1.98)	UL94 HB TPE 45 Shore A, RMS-168 Color: Black	2.2 lbf (9.8N)	3
VD-7	.97 (24.7)	.87 (22)							
VD-8	1.21 (30.7)	1.10 (28)							
HSCBS-1	.59 (14.9)	.38 (9.7)							
HSCBS-2	.83 (21)	.62 (16.3)							
HSCBS-3	1.07 (27.1)	.87 (22)							
HSCBS-4	1.31 (33.2)	1.10 (28)							

A

DLCBS

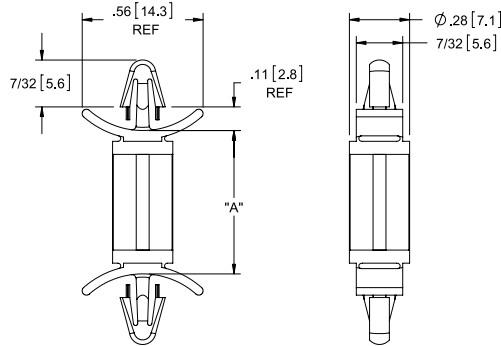
Dual Locking Circuit Board Support



DLCBS

Top Hole: Snap-lock: $.156 \pm .003$ (4 ± 0.08)
Panel Thickness: $.031 - .078$ ($0.79 - 1.98$)

Fig. 1

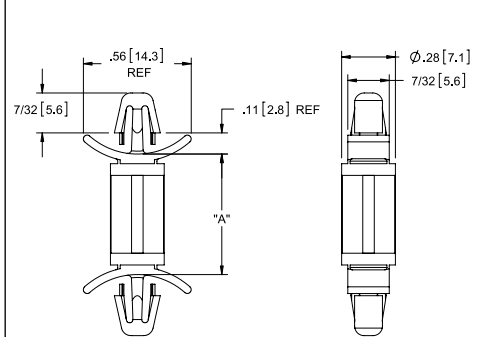


Bottom Hole: Snap-lock: $.156 \pm .003$ (4 ± 0.08)
Panel Thickness: $.031 - .078$ ($0.79 - 1.98$)

DLCBS2

Top Hole: Snap-lock: $.187 \pm .003$ (4.75 ± 0.08)
Panel Thickness: $.031 - .078$ ($0.79 - 1.98$)

Fig. 2

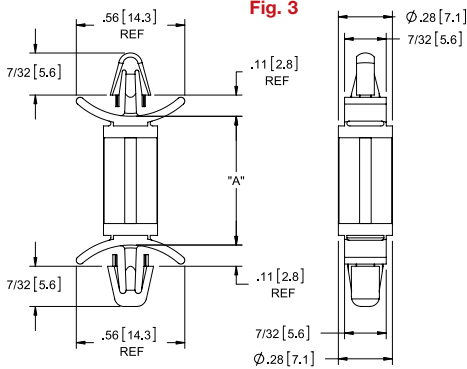


Bottom Hole: Snap-lock: $.187 \pm .003$ (4.75 ± 0.08)
Panel Thickness: $.031 - .078$ ($0.79 - 1.98$)

DLCBS3

Top Hole: Snap-lock: $.156 \pm .003$ (4 ± 0.08)
Panel Thickness: $.031 - .078$ ($0.79 - 1.98$)

Fig. 3

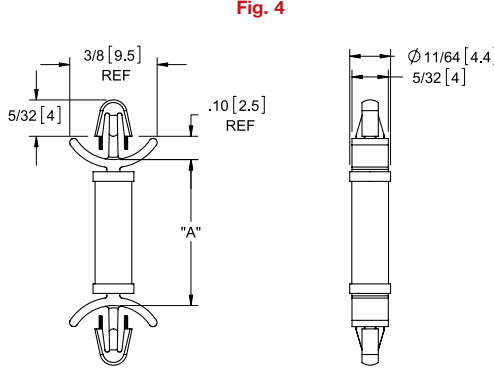


Bottom Hole: Snap-lock: $.187 \pm .003$ (4.75 ± 0.08)
Panel Thickness: $.031 - .078$ ($0.79 - 1.98$)

DLCBSM

Top Hole: Snap-lock: $.125 \pm .002$ (3.18 ± 0.05)
Panel Thickness: $.031 - .078$ ($0.79 - 1.98$)

Fig. 4

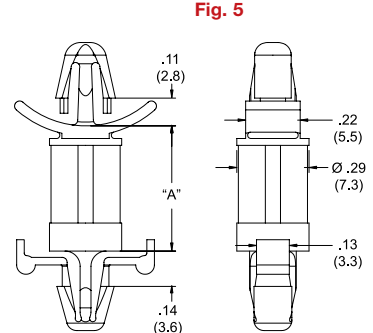


Bottom Hole: Snap-lock: $.125 \pm .002$ (3.18 ± 0.05)
Panel Thickness: $.031 - .078$ ($0.79 - 1.98$)

DLCBSRA

Top Hole: Snap-lock: $.187 \pm .003$ (4.75 ± 0.08)
Panel Thickness: $.031 - .078$ ($0.79 - 1.98$)

Fig. 5



Bottom Hole: Snap-lock: $.187 \pm .003$ (4.75 ± 0.08)
Panel Thickness: $.031 - .078$ ($0.79 - 1.98$)

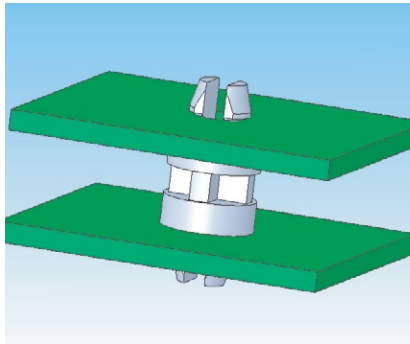
DLCBS (Fig. 1)	DLCBS-2 (Fig. 2)	DLCBS-3 (Fig. 3)	DLCBSM (Fig. 4)	DLCBSRA (Fig. 5)	Standard Pack: 1,000 per bag
Mat'l: UL94 V2 Nylon 6/6, RMS-01 Color: Natural	Mat'l: UL94 V2 Nylon 6/6, RMS-01 Color: Natural	Mat'l: UL94 V2 Nylon 6/6, RMS-01* Color: Natural	Mat'l: UL94 V2 Nylon 6/6, RMS-01* Color: Natural	Mat'l: UL94 V2 Nylon 6/6, RMS-01* Color: Natural	"A" Standoff Height $\pm .015$ (0.4)
DLCBS-3-01	DLCBS2-3-01	DLCBS3-3-01	DLCBSM-3-01	DLCBSRA3-6-01	3/16 (4.8)
DLCBS-4-01	DLCBS2-4-01	DLCBS3-4-01	DLCBSM-4-01	-	1/4 (6.4)
-	-	-	DLCBSM-5-01	-	5/16 (7.9)
DLCBS-6-01	DLCBS2-6-01	DLCBS3-6-01	DLCBSM-6-01	-	3/8 (9.5)
-	-	-	DLCBSM-7-01	-	7/16 (11.1)
DLCBS-8-01	DLCBS2-8-01	DLCBS3-8-01	DLCBSM-8-01	DLCBSRA3-8-01	1/2 (12.7)
DLCBS-9-01	DLCBS2-9-01	-	DLCBSM-9-01	-	9/16 (14.3)
DLCBS-10-01	DLCBS2-10-01	DLCBS3-10-01	DLCBSM-10-01	DLCBSRA3-10-01	5/8 (15.9)
DLCBS-12-01	DLCBS2-12-01	DLCBS3-12-01	-	DLCBSRA3-12-01	3/4 (19.1)
DLCBS-14-01	DLCBS2-14-01	DLCBS3-14-01	-	DLCBSRA3-14-01	7/8 (22.2)

Available in UL94 V0 material. To order, replace -01 with -19.

*Available in UL94 V0 material by special order. To order, replace -01 with -19.

Available by special order; 5,000 piece minimum.

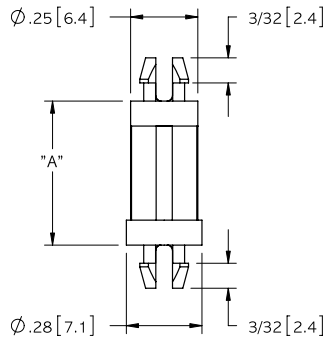
SP/MSPE Support Post



SP1

Top Hole: Snap-lock: $.156 \pm .003$ (4 ± 0.08)
Panel Thickness: $.062$ (1.57)

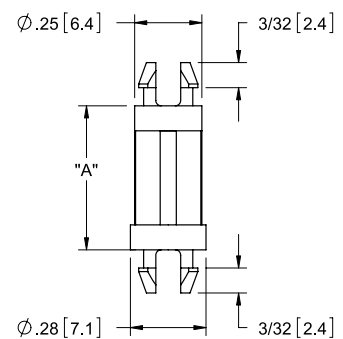
Fig. 1



SP2

Top Hole: Snap-lock: $.187 \pm .003$ (4.75 ± 0.08)
Panel Thickness: $.062$ (1.57)

Fig. 2



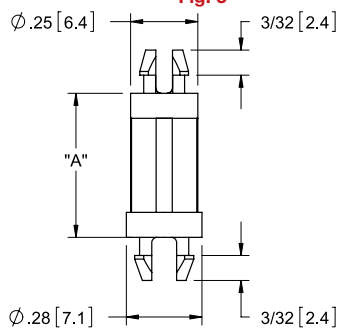
Bottom Hole: Snap-lock: $.156 \pm .003$ (4 ± 0.08)
Panel Thickness: $.062$ (1.57)

Bottom Hole: Snap-lock: $.187 \pm .003$ (4.75 ± 0.08)
Panel Thickness: $.062$ (1.57)

SP3

Top Hole: Snap-lock: $.156 \pm .003$ (4 ± 0.08)
Panel Thickness: $.062$ (1.57)

Fig. 3

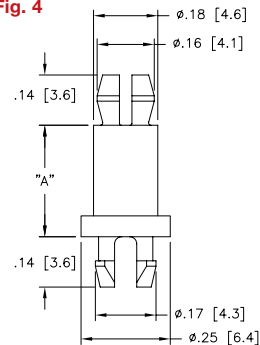


Bottom Hole: Snap-lock: $.187 \pm .003$ (4.75 ± 0.08)
Panel Thickness: $.062$ (1.57)

MSPE

Top Hole: Snap-fit: $.152 \pm .002$ (3.9 ± 0.05)
Panel Thickness: $.062$ (1.57)

Fig. 4



Bottom Hole: Snap-lock: $.152 \pm .002$ (3.9 ± 0.05)
Panel Thickness: $.062$ (1.57)

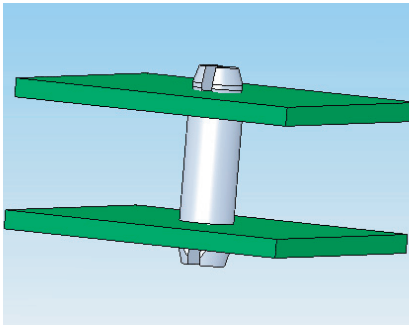
SP1 (Fig. 1)	SP2 (Fig. 2)	SP3 (Fig. 3)	MSPE (Fig. 4)	Standard Pack: 1,000 per bag
Mat'l: Nylon 6/6, RMS-01* Color: Natural	Mat'l: Nylon 6/6, RMS-01* Color: Natural	Mat'l: Nylon 6/6, RMS-01* Color: Natural	Mat'l: Nylon 6/6, RMS-01* Color: Natural	"A" Standoff Height $\pm .015$ (0.4)
-	-	-	MSPE-2-01	1/8 (3.2)
SP1-3-01	SP2-3-01	SP3-3-01	MSPE-3-01	3/16 (4.8)
SP1-4-01	SP2-4-01	SP3-4-01	MSPE-4-01	1/4 (6.4)
-	-	-	MSPE-5-01	5/16 (7.9)
SP1-6-01	SP2-6-01	SP3-6-01	MSPE-6-01	3/8 (9.5)
-	-	-	MSPE-7-01	7/16 (11.1)
SP1-8-01	SP2-8-01	SP3-8-01	MSPE-8-01	1/2 (12.7)
SP1-10-01	SP2-10-01	SP3-10-01	MSPE-10-01	5/8 (15.9)
-	-	-	MSPE-11-01	11/16 (17.5)
SP1-12-01	SP2-12-01	SP3-12-01	MSPE-12-01	3/4 (19.1)
SP1-14-01	SP2-14-01	SP3-14-01	MSPE-14-01	7/8 (22.2)
SP1-16-01	SP2-16-01	SP3-16-01	-	1 (25.4)

*Available in UL94 V0 material by special order. To order, replace -01 with -19.

CIRCUIT BOARD HARDWARE

A

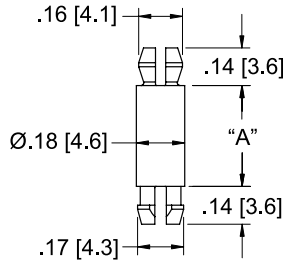
MSP/DLMSP/DLCBST Mini Support Post



MSP

Top Hole: Snap-fit: $.152 \pm .002$ (3.86 ± 0.05)
Panel Thickness: .062 (1.57)

Fig. 1

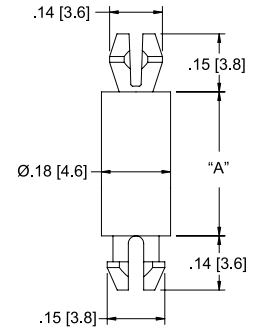


Bottom Hole: Snap-lock: $.152 \pm .002$ (3.86 ± 0.05)
Panel Thickness: .062 (1.57)

MSPM

Top Hole: Snap-fit: $.125 \pm .002$ (3.18 ± 0.05)
Panel Thickness: .062 (1.57)

Fig. 2

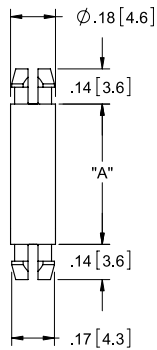


Bottom Hole: Snap-lock: $.125 \pm .002$ (3.18 ± 0.05)
Panel Thickness: .062 (1.57)

DLMSP

Top Hole: Snap-lock: $.152 \pm .002$ (3.86 ± 0.05)
Panel Thickness: .062 (1.57)

Fig. 3

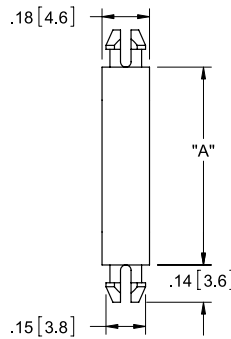


Bottom Hole: Snap-lock: $.152 \pm .002$ (3.86 ± 0.05)
Panel Thickness: .062 (1.57)

DLMSPM

Top Hole: Snap-lock: $.125 \pm .002$ (3.18 ± 0.05)
Panel Thickness: .062 (1.57)

Fig. 4

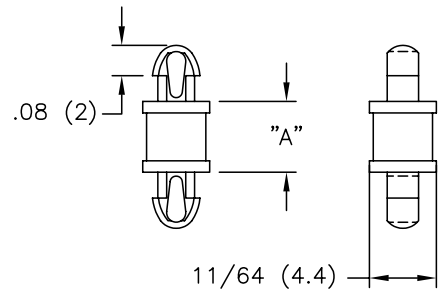


Bottom Hole: Snap-lock: $.125 \pm .002$ (3.18 ± 0.05)
Panel Thickness: .062 (1.57)

DLCBST

Top Hole: Snap-lock: $.100 \pm .002$ (2.54 ± 0.05)
Panel Thickness: .064 (1.63) Max.

Fig. 5

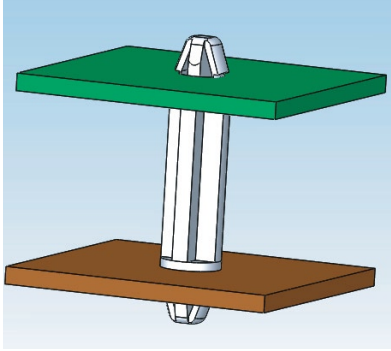


Bottom Hole: Snap-lock: $.100 \pm .002$ (2.54 ± 0.05)
Panel Thickness: .064 (1.63) Max.

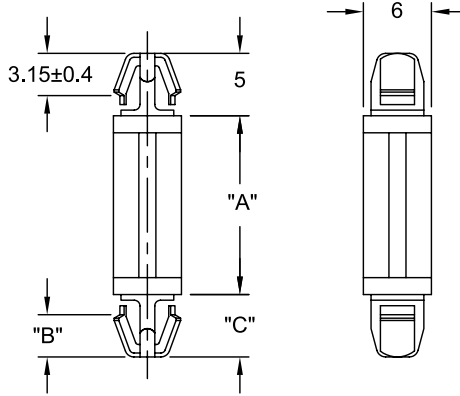
MSP (Fig. 1)	MSPM (Fig. 2)	DLMSP (Fig. 3)	DLMSPM (Fig. 4)	DLCBST (Fig. 5)	Standard Pack: 1,000 per bag
Mat'l: Nylon 6/6, RMS-01* Color: Natural	Mat'l: Nylon 6/6, RMS-01* Color: Natural	Mat'l: Nylon 6/6, RMS-01* Color: Natural	Mat'l: Nylon 6/6, RMS-01* Color: Natural	Mat'l: Nylon 6/6, RMS-01* Color: Natural	"A" Standoff Height ± .015 (0.4)
-	-	-	-	DLCBST-1-01	1/16 (1.6)
MSP-2-01	MSPM-2-01	DLMSP-2-01	DLMSPM-2-01	DLCBST-2-01	1/8 (3.2)
MSP-3-01	MSPM-3-01	DLMSP-3-01	DLMSPM-3-01	DLCBST-3-01	3/16 (4.8)
MSP-4-01	MSPM-4-01	DLMSP-4-01	DLMSPM-4-01	DLCBST-4-01	1/4 (6.4)
MSP-5-01	MSPM-5-01	DLMSP-5-01	DLMSPM-5-01	DLCBST-5-01	5/16 (7.9)
MSP-6-01	MSPM-6-01	DLMSP-6-01	DLMSPM-6-01	DLCBST-6-01	3/8 (9.5)
MSP-7-01	MSPM-7-01	DLMSP-7-01	DLMSPM-7-01	DLCBST-7-01	7/16 (11.1)
MSP-8-01	MSPM-8-01	DLMSP-8-01	DLMSPM-8-01	DLCBST-8-01	1/2 (12.7)
MSP-9-01	MSPM-9-01	DLMSP-9-01	DLMSPM-9-01	DLCBST-9-01	9/16 (14.3)
MSP-10-01	MSPM-10-01	DLMSP-10-01	DLMSPM-10-01	DLCBST-10-01	5/8 (15.9)
MSP-11-01	-	-	-	-	11/16 (17.5)
MSP-12-01	MSPM-12-01	DLMSP-12-01	DLMSPM-12-01	-	3/4 (19.1)
MSP-13-01	MSPM-13-01	-	DLMSPM-13-01	-	13/16 (20.6)
MSP-14-01	MSPM-14-01	DLMSP-14-01	DLMSPM-14-01	-	7/8 (22.2)
MSP-16-01	MSPM-16-01	DLMSP-16-01	DLMSPM-16-01	-	1 (25.4)
MSP-18-01	MSPM-18-01	DLMSP-18-01	DLMSPM-18-01	-	1-1/8 (28.6)
MSP-20-01	MSPM-20-01	DLMSP-20-01	DLMSPM-20-01	-	1-1/4 (31.8)
MSP-22-01	MSPM-22-01	DLMSP-22-01	DLMSPM-22-01	-	1-3/8 (34.9)
MSP-24-01	MSPM-24-01	DLMSP-24-01	DLMSPM-24-01	-	1-1/2 (38.1)

*Available in UL94 V0 material by special order. To order, replace -01 with -19.

DLSP Dual Locking Support Post Metric



Top Hole: Snap-lock: 4 ± 0.08
Panel Thickness: 1.6

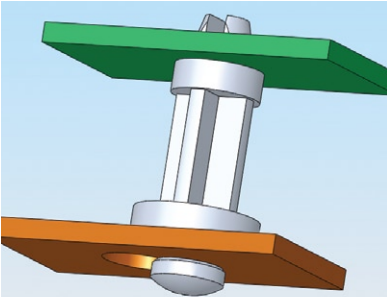


Bottom Hole: Snap-lock: DLSP-1: 4 ± 0.08
DLSP-3: 4.8 ± 0.08
Panel Thickness: 1.6

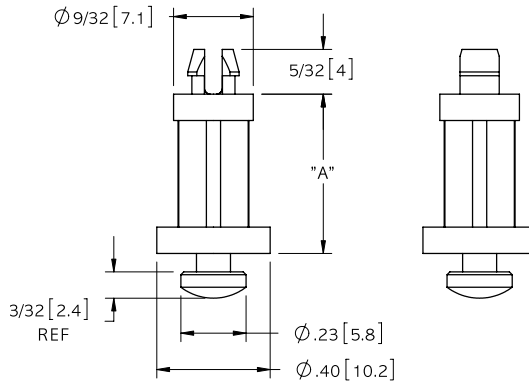
DLSP-1	DLSP-3	Standard Pack: 1,000 per bag
Mat'l: Nylon 6/6, RMS-01* Color: Natural	Mat'l: Nylon 6/6, RMS-01* Color: Natural	"A" Standoff Height ± 0.4
"B" = 3.15 ± 0.4 "C" = 5	"B" = 3.7 ± 0.4 "C" = 5.5	
DLSP-1-3M-01	DLSP-3-3M-01	3
DLSP-1-4M-01	DLSP-3-4M-01	4
DLSP-1-6M-01	DLSP-3-6M-01	6
DLSP-1-8M-01	DLSP-3-8M-01	8
DLSP-1-10M-01	DLSP-3-10M-01	10
DLSP-1-12M-01	DLSP-3-12M-01	12
DLSP-1-14M-01	DLSP-3-14M-01	14
DLSP-1-16M-01	DLSP-3-16M-01	16
DLSP-1-18M-01	DLSP-3-18M-01	18
All dimensions in millimeters		
*Available in UL94 V0 material by special order. To order, replace -01 with -19.		
Available to snap into a 4.8mm hole on both ends by special order. To order, use part number DLSP-2-XX-XX.		
Available by special order; 5,000 piece minimum.		

A

KSLSP Key Slot Locking Support Post

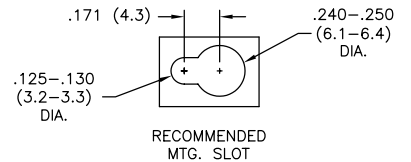


Top Hole: Snap-lock: KSLSP1: $.156 \pm .003$ (4 ± 0.08)
KSLSP2: $.187 \pm .003$ (4.75 ± 0.08)
Panel Thickness: .062 (1.57)

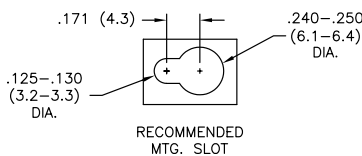
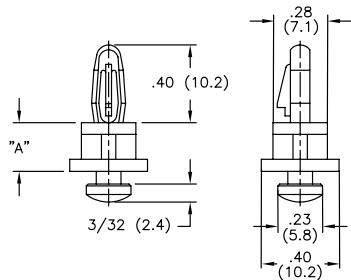
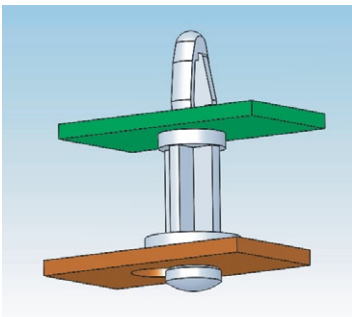


Bottom Hole: See Mounting Key Slot Detail
Panel Thickness: .062 (1.57)

KSLSP1	KSLSP2	Standard Pack: 1,000 per bag
Mat'l: Nylon 6/6, RMS-01* Color: Natural	Mat'l: Nylon 6/6, RMS-01* Color: Natural	"A" Standoff Height $\pm .015$ (0.4)
KSLSP1-3-01	KSLSP2-3-01	3/16 (4.8)
KSLSP1-4-01	KSLSP2-4-01	1/4 (6.4)
KSLSP1-6-01	KSLSP2-6-01	3/8 (9.5)
KSLSP1-8-01	KSLSP2-8-01	1/2 (12.7)
KSLSP1-10-01	KSLSP2-10-01	5/8 (15.9)
*Available in UL94 V0 material by special order. To order, replace -01 with -19.		
Available by special order, 5000 piece minimum.		



KSLBN Key Slot with Locking Bayonet Nose

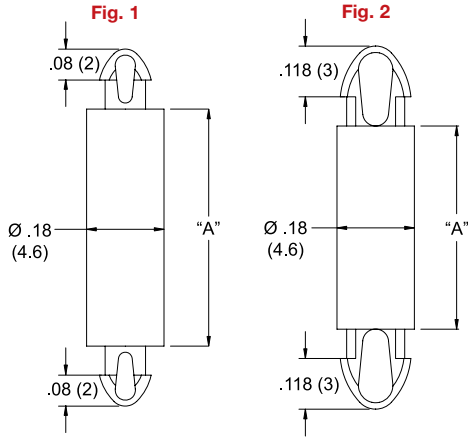


Mat'l: UL94 V2 Nylon 6/6, RMS-01* Color: Natural	Standard Pack: 1,000 per bag		Top Hole Ø
"A" $\pm .015$ (0.4)	Panel Thickness		
KSLBN-2-01	1/8 (3.2)	.062 (1.57)	.156 \pm .003 (4 ± 0.08)
KSLBN-4-01	1/4 (6.4)		
KSLBN-6-01	3/8 (9.5)		
KSLBN-8-01	1/2 (12.7)		
*Available in UL94 V0 material by special order. To order, replace -01 with -19.			
Bayonet nose available for a .093(2.36) thick board by special order. To order, use part number KSLBN-2-XX-01.			

A

MDLSP 1 & 2 Mini Dual Locking Support Post


Top Hole: Snap-lock: MDLSP1: $.098 \pm .002$ (2.5 ± 0.05)
MDLSP2: $.138 \pm .002$ (3.5 ± 0.05)
Panel Thickness: $.065$ (1.65) Max.



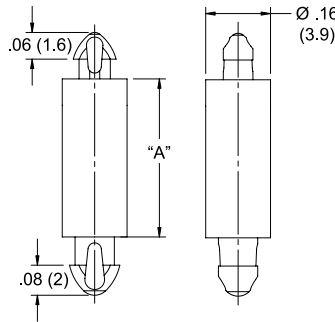
Bottom Hole: Snap-lock: MDLSP1: $.098 \pm .002$ (2.5 ± 0.05) MDLSP2: $.138 \pm .002$ (3.5 ± 0.05)
Panel Thickness: $.065$ (1.65) Max.

MDLSP1 (Fig. 1)	MDLSP2 (Fig. 2)	Standard Pack: 1,000 per bag
Mat'l: Nylon 6/6, RMS-01* Color: Natural	Mat'l: Nylon 6/6, RMS-01* Color: Natural	"A" Standoff Height $\pm .015$ (0.4)
MDLSP1-02M-01	MDLSP2-02M-01	.078 (2)
MDLSP1-03M-01	MDLSP2-03M-01	.118 (3)
MDLSP1-04M-01	MDLSP2-04M-01	.156 (4)
MDLSP1-05M-01	MDLSP2-05M-01	.197 (5)
MDLSP1-06M-01	MDLSP2-06M-01	.236 (6)
MDLSP1-07M-01	MDLSP2-07M-01	.276 (7)
MDLSP1-08M-01	MDLSP2-08M-01	.314 (8)
MDLSP1-09M-01	MDLSP2-09M-01	.354 (9)
MDLSP1-10M-01	MDLSP2-10M-01	.394 (10)
MDLSP1-12M-01	MDLSP2-12M-01	.472 (12)
MDLSP1-14M-01	MDLSP2-14M-01	.551 (14)
MDLSP1-16M-01	MDLSP2-16M-01	.630 (16)
MDLSP1-18M-01	MDLSP2-18M-01	.709 (18)
MDLSP1-20M-01	MDLSP2-20M-01	.787 (20)
MDLSP1-22M-01	MDLSP2-22M-01	.866 (22)
*Available in UL94 V0 material by special order. To order, replace -01 with -19. MDLSPKX-XXM-01 with top to fit in a .141 (3.6) thick panel available by special order only. Also available in UL94 V0 material.		

MDLSP3 Mini Dual Lock Support Post



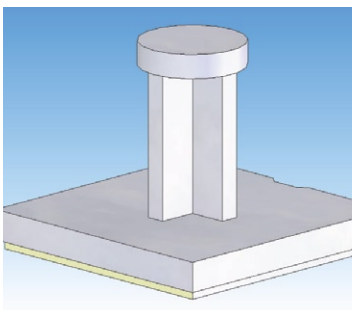
Top Hole: Snap-lock: $.098 \pm .002$ (2.5 ± 0.05)
Panel Thickness: $.063$ (1.6)



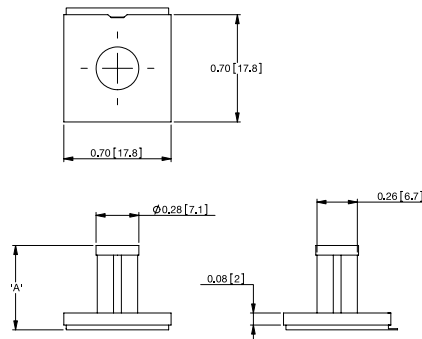
Bottom Hole: Snap-lock: $.08 \pm .002$ (2 ± 0.05)
Panel Thickness: $.04$ (1)

MDLSP3	Standard Pack: 1,000 per bag
Mat'l: Nylon 6/6, RMS-01* Color: Natural	"A" Standoff Height
MDLSP3-1-01	.063 (1.6)
MDLSP3-2-01	.126 (3.2)
MDLSP3-3-01	.189 (4.8)
MDLSP3-4-01	.252 (6.4)
MDLSP3-5-01	.311 (7.9)
MDLSP3-6-01	.374 (9.5)
*Available in UL94 V0 material by special order. To order, replace -01 with -19.	

PSB Push Spacer on Adhesive Base

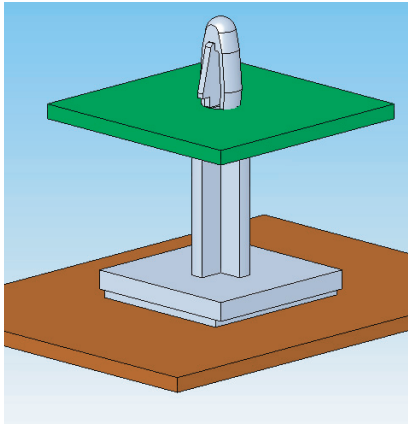


NEW



PSB		Standard Pack: 1,000 per bag
Material: UL94 V2 Nylon 6/6, RMS-01 Color: Natural	Material: UL94 V0 Nylon 6/6, RMS-19 Color: Natural	"A" ± 0.015 (0.4)
PSB-6M-01A2-RT	PSB-6M-19A2-RT	.236 (6)
PSB-8M-01A2-RT	PSB-8M-19A2-RT	.314 (8)
PSB-10M-01A2-RT	PSB-10M-19A2-RT	.393 (10)
PSB-12M-01A2-RT	PSB-12M-19A2-RT	.472 (12)
PSB-14M-01A2-RT	PSB-14M-19A2-RT	.551 (14)
PSB-16M-01A2-RT	PSB-16M-19A2-RT	.629 (16)
Adhesive Backing, RMS-24, double sided adhesive tape with release tab.		

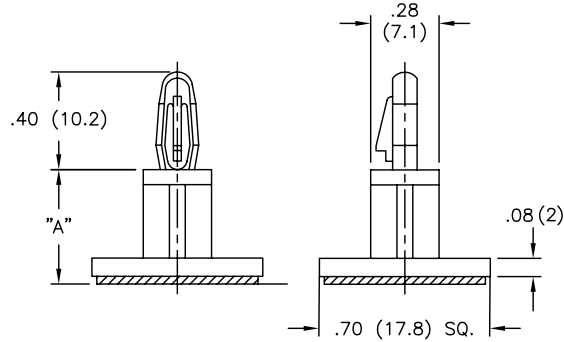
LCBSB/CBSB Circuit Board Support on Base



LCBSB

Top Hole: Snap-lock: $.156 \pm .003$ (4 ± 0.08)
Panel Thickness: $.062$ (1.57)

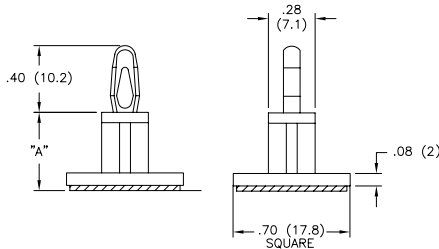
Fig. 1



CBSB

Top Hole: Snap-fit: $.156 \pm .003$ (4 ± 0.08)
Panel Thickness: $.062$ (1.57)

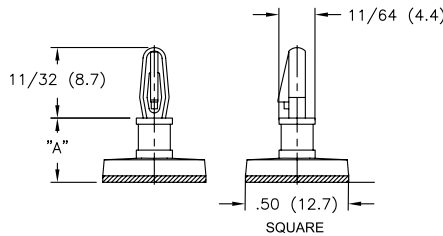
Fig. 2



LCBSBM

Top Hole: Snap-lock: $.125 \pm .002$ (3.18 ± 0.05)
Panel Thickness: $.062$ (1.57)

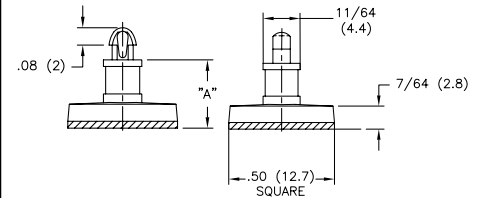
Fig. 3



CBSBT

Top Hole: Snap-lock: $.100 \pm .002$ (2.54 ± 0.05)
Panel Thickness: $.064$ (1.63) Max.

Fig. 4



LCBSB (Fig. 1)	CBSB (Fig. 2)	LCBSBM (Fig. 3)	CBSBT (Fig. 4)	Standard Pack: 1,000 per bag
Mat'l: Nylon 6/6, RMS-01* Color: Natural	Mat'l: Nylon 6/6, RMS-01* Color: Natural	Mat'l: Nylon 6/6, RMS-01* Color: Natural	Mat'l: Nylon 6/6, RMS-01* Color: Natural	"A" Standoff Height $\pm .015$ (0.4)
LCBSB-3-01A-RT	CBSB-3-01A-RT	LCBSBM-3-01A-RT	CBSBT-3-01A-RT	3/16 (4.8)
LCBSB-4-01A-RT	CBSB-4-01A-RT	LCBSBM-4-01A-RT	CBSBT-4-01A-RT	1/4 (6.4)
-	-	LCBSBM-5-01A-RT	CBSBT-5-01A-RT	5/16 (7.9)
LCBSB-6-01A-RT	CBSB-6-01A-RT	LCBSBM-6-01A-RT	CBSBT-6-01A-RT	3/8 (9.5)
-	-	LCBSBM-7-01A-RT	CBSBT-7-01A-RT	7/16 (11.1)
LCBSB-8-01A-RT	CBSB-8-01A-RT	LCBSBM-8-01A-RT	CBSBT-8-01A-RT	1/2 (12.7)
LCBSB-9-01A-RT	CBSB-9-01A-RT	LCBSBM-9-01A-RT	CBSBT-9-01A-RT	9/16 (14.3)
LCBSB-10-01A-RT	CBSB-10-01A-RT	LCBSBM-10-01A-RT	CBSBT-10-01A-RT	5/8 (15.9)
LCBSB-12-01A-RT	CBSB-12-01A-RT	-	-	3/4 (19.1)
LCBSB-14-01A-RT	CBSB-14-01A-RT	-	-	7/8 (22.2)
LCBSB-16-01A-RT	CBSB-16-01A-RT	-	-	1 (25.4)
LCBSB-18-01A-RT	CBSB-18-01A-RT	-	-	1-1/8 (28.6)
*Available in UL94 V0 material by special order. To order, replace -01 with -19.				
Adhesive Backing: RMS-15, 1/32 (0.8) thick double sided adhesive tape with release tab.				
Also available without adhesive by special order; 5,000 piece minimum.				

Metric Lengths	
LCBSB (Fig. 1)	Standard Pack: 1,000 per bag
Mat'l: Nylon 6/6, RMS-01* Color: Blue	"A" Standoff Height ± 0.4
LCBSB-6M-01A-RT	6
LCBSB-8M-01A-RT	8
LCBSB-10M-01A-RT	10
LCBSB-12M-01A-RT	12
LCBSB-14M-01A-RT	14
LCBSB-16M-01A-RT	16
*Available in UL94 V0 material. To order, replace -01 with -19.	
Adhesive Backing: RMS-15, 1/32 (0.8) thick double sided adhesive tape with release tab. Also available without adhesive.	
Available by special order; 5,000 piece minimum.	

CIRCUIT BOARD HARDWARE

A

PST/CPST Push Spacer Teardrop

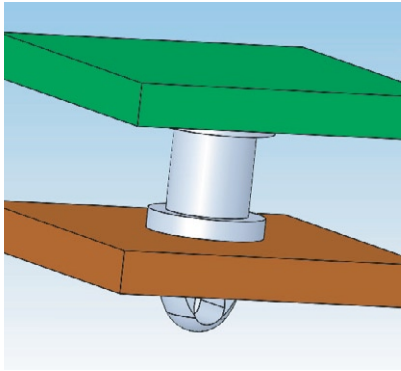
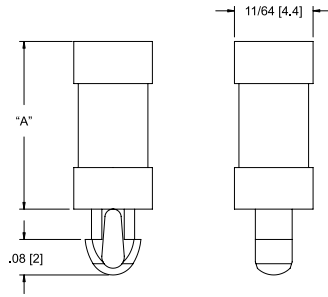
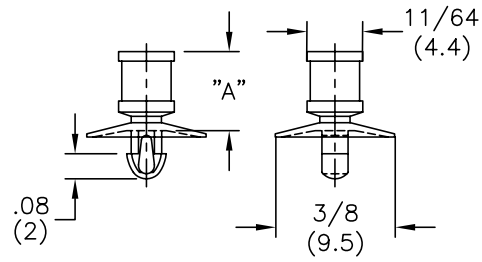


Fig. 1



Bottom Hole: Snap-lock: $.100 \pm .002$ (2.54 ± 0.05)
Panel Thickness: $.064$ (1.63) Max.

Fig. 2

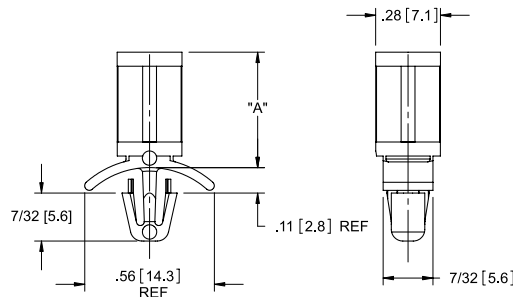
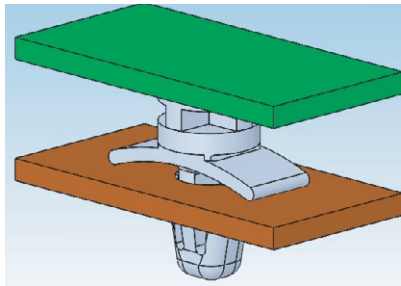


Bottom Hole: Snap-lock: $.100 \pm .002$ (2.54 ± 0.05)
Panel Thickness: $.062$ (1.57) Max.

PST (Fig. 1)	CPST (Fig. 2)	Standard Pack: 1,000 per bag
Mat'l: Nylon 6/6, RMS-01* Color: Natural	Mat'l: Nylon 6/6, RMS-01* Color: Natural	"A" Standoff Height $\pm .015$ (0.4)
PST-1-01	-	1/16 (1.6)
PST-2-01	CPST-2-01	1/8 (3.2)
PST-3-01	CPST-3-01	3/16 (4.8)
PST-4-01	CPST-4-01	1/4 (6.4)
PST-5-01	CPST-5-01	5/16 (7.9)
PST-6-01	CPST-6-01	3/8 (9.5)
PST-7-01	CPST-7-01	7/16 (11.1)
PST-8-01	CPST-8-01	1/2 (12.7)
PST-9-01	CPST-9-01	9/16 (14.3)
PST-10-01	CPST-10-01	5/8 (15.9)

*Available in UL94 V0 material by special order. To order, replace -01 with -19.

PS Push Spacer

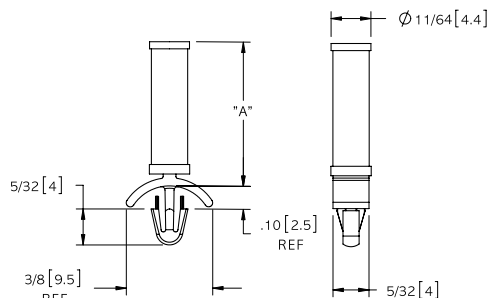
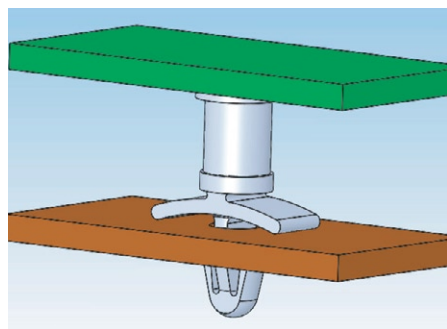


Bottom Hole: Snap-lock: $.187 \pm .003$ (4.75 ± 0.08)
Panel Thickness: $.031 - .078$ (0.79 - 1.98)

PS		Standard Pack: 1,000 per bag
Mat'l: Nylon 6/6, RMS-01 Color: Natural	Mat'l: UL94 V0 Nylon 6/6, RMS-19 Color: Natural	"A" Standoff Height $\pm .015$ (0.4)
PS-3-01	PS-3-19	3/16 (4.8)
PS-4-01	PS-4-19	1/4 (6.4)
PS-6-01	PS-6-19	3/8 (9.5)
PS-7-01	PS-7-19	7/16 (11.1)
PS-8-01	PS-8-19	1/2 (12.7)
PS-10-01	PS-10-19	5/8 (15.9)
PS-12-01	PS-12-19	3/4 (19.1)
PS-14-01	PS-14-19	7/8 (22.2)

Also available for a $.078 - .140$ (1.98 - 3.56) thick chassis by special order. To order, use P/N: PS-2-XX-XX.

PSM Mini Push Spacer



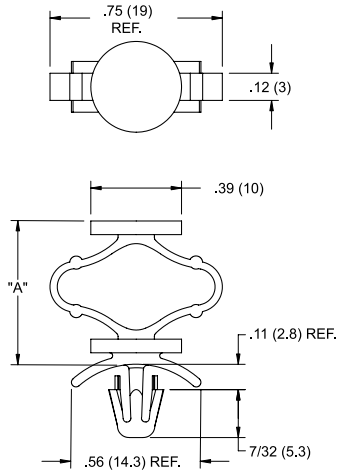
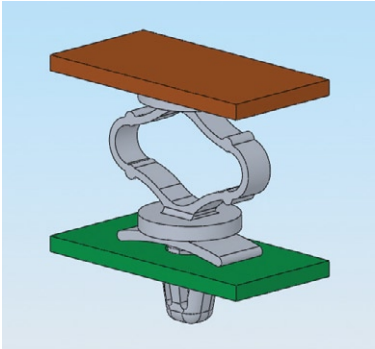
Bottom Hole: Snap-lock: $.125 \pm .002$ (3.18 ± 0.05)
Panel Thickness: $.031 - .078$ (0.79 - 1.98)

PSM	Standard Pack: 1,000 per bag
Mat'l: UL94 V2 Nylon 6/6, RMS-01* Color: Natural	"A" Standoff Height $\pm .015$ (0.4)
PSM-2-01	1/8 (3.2)
PSM-3-01	3/16 (4.8)
PSM-4-01	1/4 (6.4)
PSM-5-01	5/16 (7.9)
PSM-6-01	3/8 (9.5)
PSM-7-01	7/16 (11.1)
PSM-8-01	1/2 (12.7)
PSM-9-01	9/16 (14.3)
PSM-10-01	5/8 (15.9)

*Available in UL94 V0 material by special order. To order, replace -01 with -19.

PSC

Push Spacer with Cushion

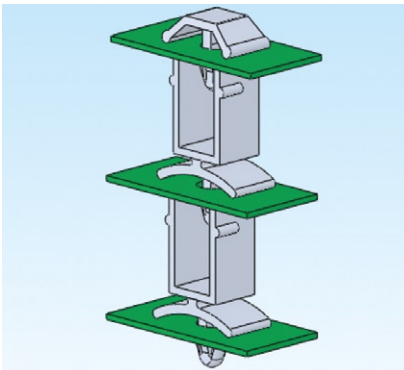


PSC	Standard Pack: 1,000 per bag
Mat'l: Impact Modified Nylon 6/6 UV Stabilized, RMS-73 Color: Natural	"A" Spacer Length Uncompressed
PSC-1	3/8 (9.5)
PSC-2	1/2 (12.7)
PSC-3	5/8 (15.9)
PSC-4	3/4 (19.1)

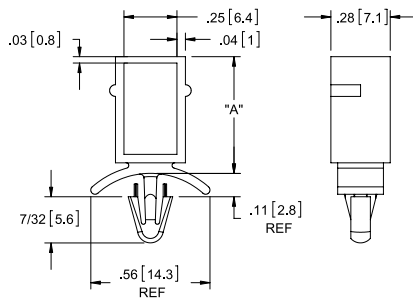
Bottom Hole: Snap-lock: $.187 \pm .003$ (4.75 ± 0.08)
Panel Thickness: $.031 - .078$ (0.79 - 1.98)

CBSS

Circuit Board Stacking Spacer



Top Hole: $\varnothing.156$ (4)



CBSS	Standard Pack: 1,000 per bag	
Mat'l: Nylon 6/6, RMS-01 Color: Natural	Mat'l: UL94 V0 Nylon, RMS-19 Color: Natural	"A" ±.015 (0.4)
CBSS-8-01	CBSS-8-19	.43 (10.9)
CBSS-10-01	CBSS-10-19	.55 (14)
CBSS-12-01	CBSS-12-19	.68 (17.3)
CBSS-14-01	CBSS-14-19	.80 (20.3)

Available by special order; 5,000 piece minimum.

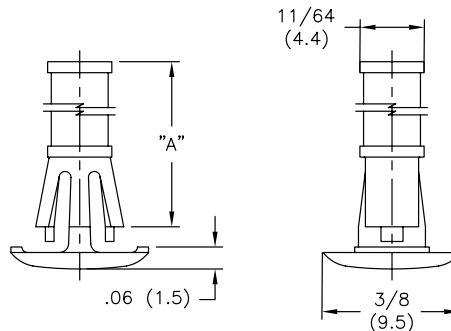
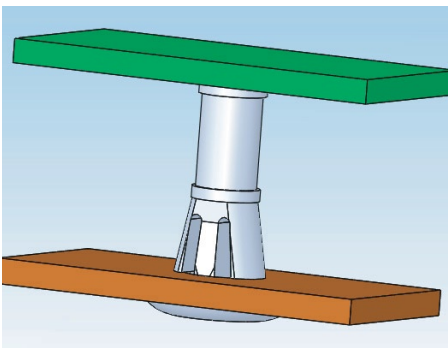
Features

- Use the MB-1-156 mounting buttons to top off the stack, please see page 52

Bottom Hole: Snap-lock: $.156 \pm .003$ (4 ± 0.08)
Panel Thickness: $.031 - .078$ (0.79 - 1.98)

RLCBSRS

Reverse Locking Circuit Board Support Round Hole Spacer



RLCBSRS	Standard Pack: 1,000 per bag
Mat'l: Nylon 6/6, RMS-01* Color: Natural	"A" ±.015 (0.4)
RLCBSRS-4-01	1/4 (6.4)
RLCBSRS-5-01	5/16 (7.9)
RLCBSRS-6-01	3/8 (9.5)
RLCBSRS-7-01	7/16 (11.1)
RLCBSRS-8-01	1/2 (12.7)
RLCBSRS-9-01	9/16 (14.3)
RLCBSRS-10-01	5/8 (15.9)

***Available in UL94 V0 material by special order.
To order, replace -01 with -19.**

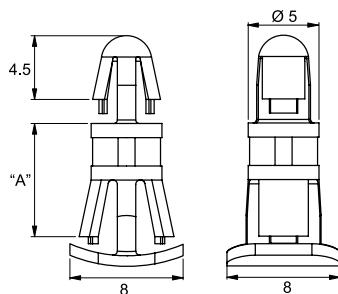
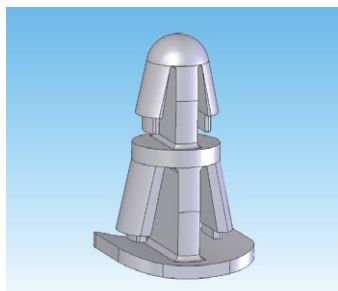
Bottom Hole: Snap-lock: $.187 \pm .003$ (4.75 ± 0.08)
Panel Thickness: $.059 - .063$ (1.5 - 1.6)

CIRCUIT BOARD HARDWARE

A

RLCBSA Reverse Lock Circuit Board Support

NEW



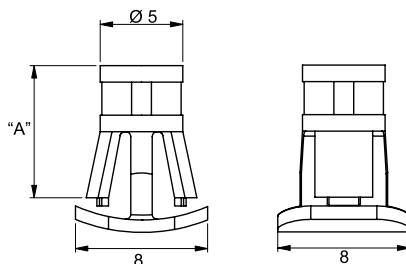
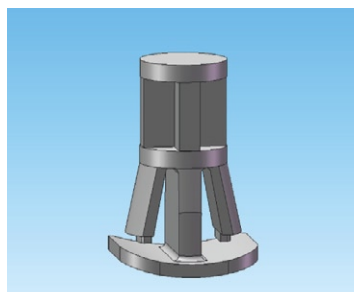
Top Hole: Snap-lock: \varnothing 4
Panel Thickness: 1.6

Bottom Hole: Snap-lock: \varnothing 5.5
Panel Thickness: 0.5 - 1

Material: UL94 V2 Nylon 6/6, RMS-01* Color: Natural	Standard Package: 1000 per bag
Part No.	"A" Standoff Height
RLCBSA-5-01	5
RLCBSA-6-01	6
RLCBSA-8-01	8
RLCBSA-10-01	10
RLCBSA-12-01	12
RLCBSA-14-01	14
<i>*Available in UL94 V0 material by special order. To order, replace -01 with -19.</i>	
All dimensions in millimeters.	

RLCBSB Reverse Lock Circuit Board Support Push Spacer

NEW

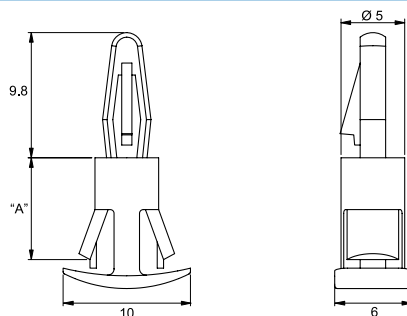
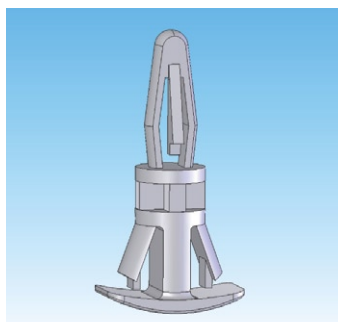


Bottom Hole: Snap-lock: \varnothing 5.5
Panel Thickness: 0.5 - 1

Material: UL94 V2 Nylon 6/6, RMS-01* Color: Natural	Standard Package: 1000 per bag
Part No.	"A" Standoff Height
RLCBSB-5-01	5
RLCBSB-6-01	6
RLCBSB-8-01	8
RLCBSB-10-01	10
RLCBSB-12-01	12
RLCBSB-14-01	14
<i>*Available in UL94 V0 material by special order. To order, replace -01 with -19.</i>	
All dimensions in millimeters.	

RLCBSC Reverse Lock Circuit Board Support

NEW



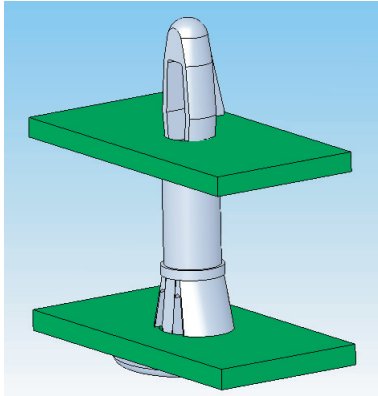
Top Hole: Snap-lock: \varnothing 3.2
Panel Thickness: 1.6

Bottom Hole: Snap-lock: \varnothing 5.4
Panel Thickness: 0.8

Material: UL94 V2 Nylon 6/6, RMS-01* Color: Natural	Standard Package: 1000 per bag
Part No.	"A" Standoff Height
RLCBSC-5-01	5
RLCBSC-6-01	6
RLCBSC-8-01	8
RLCBSC-10-01	10
RLCBSC-12-01	12
RLCBSC-14-01	14
<i>*Available in UL94 V0 material by special order. To order, replace -01 with -19.</i>	
All dimensions in millimeters.	

RLCBSR/RCBSR

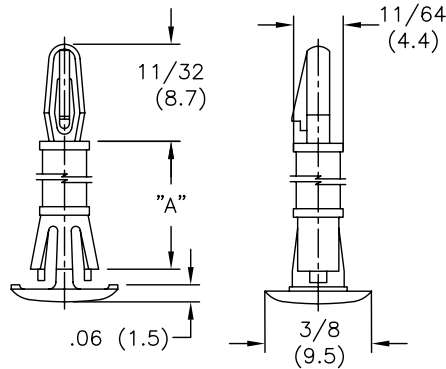
Reverse Mounted Circuit Board
Support Round Hole



RLCBSR

Top Hole: Snap-lock: $.125 \pm .002$ (3.18 \pm 0.05)
Panel Thickness: .062 (1.57)

Fig. 1

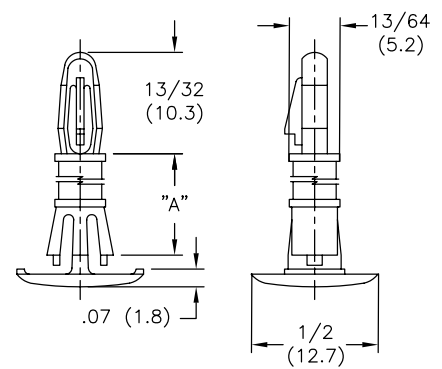


Bottom Hole: Snap-lock: $.187 \pm .003$ (4.75 \pm 0.08)
Panel Thickness: .059 - .063 (1.5 - 1.6)

RLCBSRE

Top Hole: Snap-lock: $.157 \pm .003$ (4 \pm 0.08)
Panel Thickness: .062 (1.57)

Fig. 2

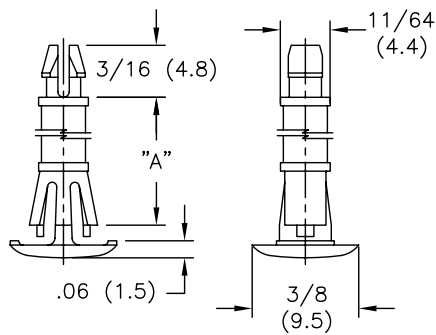


Bottom Hole: Snap-lock: $.213 \pm .003$ (5.41 \pm 0.08)
Panel Thickness: .059 - .065 (1.5 - 1.65)

RLCBSPR

Top Hole: Snap-lock: $.125 \pm .002$ (3.18 \pm 0.05)
Panel Thickness: .062 (1.57)

Fig. 3

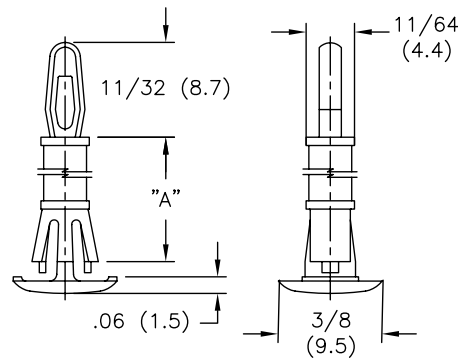


Bottom Hole: Snap-lock: $.187 \pm .003$ (4.75 \pm 0.08)
Panel Thickness: .059 - .063 (1.5 - 1.6)

RCBSR

Top Hole: Snap-fit: $.125 \pm .002$ (3.18 \pm 0.05)
Panel Thickness: .062 (1.57)

Fig. 4

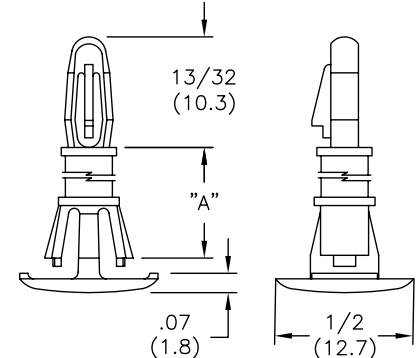


Bottom Hole: Snap-lock: $.187 \pm .003$ (4.75 \pm 0.08)
Panel Thickness: .059 - .063 (1.5 - 1.6)

RLCBSR1

Top Hole: Snap-lock: $.156 \pm .003$ (4 \pm 0.08)
Panel Thickness: .062 (1.57)

Fig. 5



Bottom Hole: Snap-lock: $.250 \pm .003$ (6.35 \pm 0.08)
Panel Thickness: .059 - .065 (1.5 - 1.65)

RLCBSR (Fig. 1)	RLCBSRE (Fig. 2)	RLCBSPR (Fig. 3)	RCBSR (Fig. 4)	RLCBSR1 (Fig. 5)	Standard Pack: 1,000 per bag "A" Standoff Height $\pm .015$ (0.4)
Mat'l: Nylon 6/6, RMS-01* Color: Natural	Mat'l: Nylon 6/6, RMS-01* Color: Natural	Mat'l: Nylon 6/6, RMS-01* Color: Natural	Mat'l: Nylon 6/6, RMS-01* Color: Natural	Mat'l: Nylon 6/6, RMS-01* Color: Natural	
RLCBSR-4-01	RLCBSRE-4-01	RLCBSPR-4-01	RCBSR-4-01	RLCBSR1-4-01	1/4 (6.4)
RLCBSR-5-01	-	RLCBSPR-5-01	RCBSR-5-01	-	5/16 (7.9)
RLCBSR-6-01	RLCBSRE-6-01	RLCBSPR-6-01	RCBSR-6-01	RLCBSR1-6-01	3/8 (9.5)
RLCBSR-7-01	-	RLCBSPR-7-01	RCBSR-7-01	-	7/16 (11.1)
RLCBSR-8-01	RLCBSRE-8-01	RLCBSPR-8-01	RCBSR-8-01	RLCBSR1-8-01	1/2 (12.7)
RLCBSR-9-01	-	RLCBSPR-9-01	RCBSR-9-01	-	9/16 (14.3)
RLCBSR-10-01	RLCBSRE-10-01	RLCBSPR-10-01	RCBSR-10-01	RLCBSR1-10-01	5/8 (15.9)

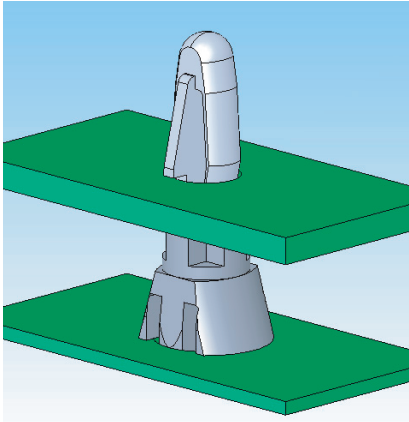
*Available in UL94 V0 material by special order. To order, replace -01 with -19.

CIRCUIT BOARD HARDWARE

A

CRLCBSR/RLCBSK

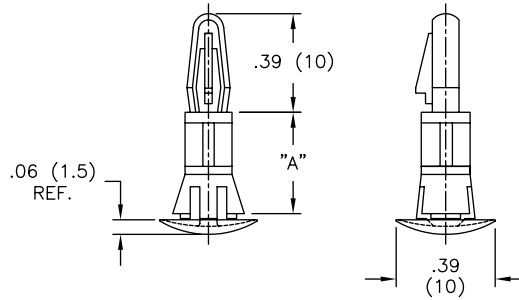
Cupped Reverse Locking Circuit Board Support Round Hole



CRLCBSR

Top Hole: Snap-lock: $.157 \pm .003$ (4 ± 0.08)
Panel Thickness: $.063$ (1.6)

Fig. 1

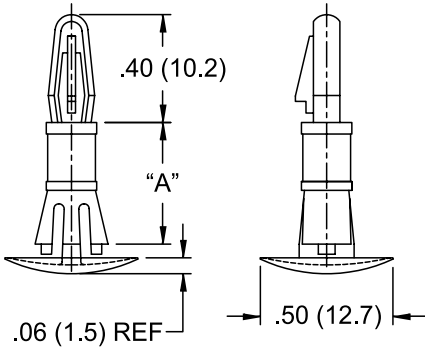


Bottom Hole: Snap-lock: $.236 \pm .003$ (6 ± 0.08)
Panel Thickness: $.031 - .047$ ($0.8 - 1.2$)

CRLCBSRE

Top Hole: Snap-lock: $.157 \pm .003$ (4 ± 0.08)
Panel Thickness: $.063$ (1.6)

Fig. 2

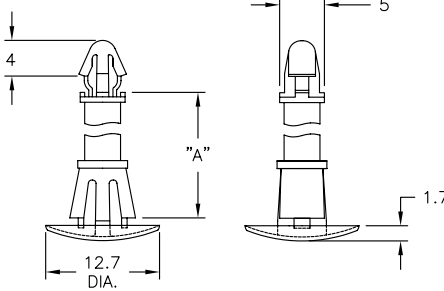


Bottom Hole: Snap-lock: $.213 \pm .003$ (5.4 ± 0.08)
Panel Thickness: $.047 - .079$ ($1.2 - 2$)

CRLCBSK-2

Top Hole: Snap-lock: 4 ± 0.08
Panel Thickness: 1.6

Fig. 3

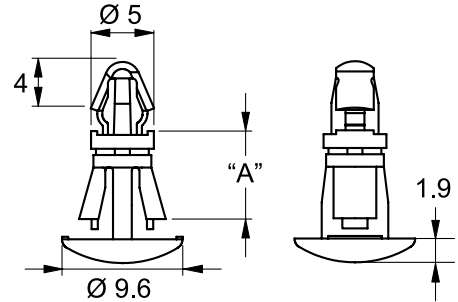


Bottom Hole: Snap-lock: 5.4 ± 0.08
Panel Thickness: 1 - 1.6

RLCBSK

Top Hole: Snap-lock: 4 ± 0.08
Panel Thickness: 1.6

Fig. 4



Bottom Hole: Snap-lock: 5.4 ± 0.08
Panel Thickness: RLCBSK: 1.6, RLCBSK-2: 2

CRLCBSR (Fig. 1)	CRLCBSRE (Fig. 2)	Standard Pack: 1,000 per bag
Mat'l: Nylon 6/6, RMS-01* Color: Natural	Mat'l: Nylon 6/6, RMS-01* Color: Natural	"A" Standoff Height $\pm .015$ (0.4)
CRLCBSR-3-01	-	3/16 (4.8)
CRLCBSR-4-01	CRLCBSRE-4-01	1/4 (6.4)
CRLCBSR-5-01	-	5/16 (7.9)
CRLCBSR-6-01	CRLCBSRE-6-01	3/8 (9.5)
CRLCBSR-8-01	CRLCBSRE-8-01	1/2 (12.7)
-	CRLCBSRE-10-01	5/8 (15.9)
CRLCBSR-12-01	-	3/4 (19.1)

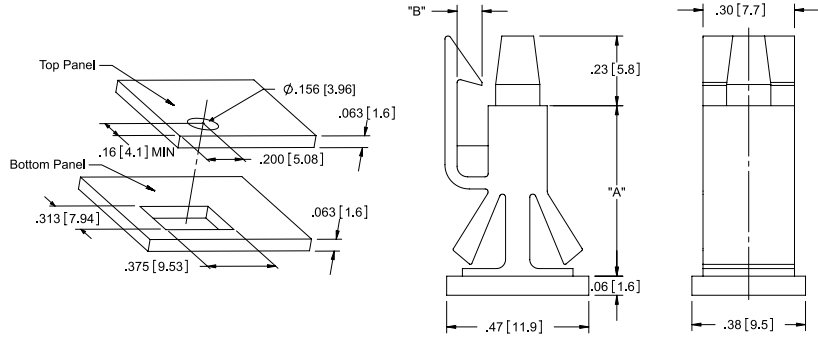
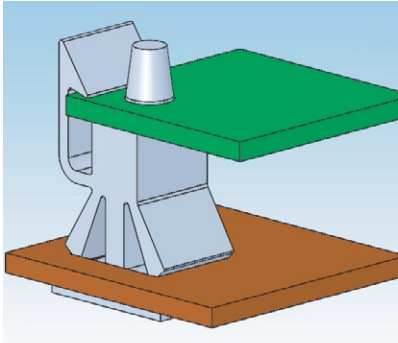
*Available in UL94 V0 material by special order. To order, replace -01 with -19.

CRLCBSK-2 (Fig. 3)	RLCBSK (Fig. 4)	Standard Pack: 1,000 per bag
Mat'l: Nylon 6/6, RMS-01* Color: Natural	Mat'l: Nylon 6/6, RMS-01* Color: Natural	"A" Standoff Height ± 0.4
-	RLCBSK-6-01	6
CRLCBSK-2-8-01	RLCBSK-7-01	7
-	RLCBSK-8-01	8
CRLCBSK-2-10-01	RLCBSK-10-01	10
CRLCBSK-2-12-01	RLCBSK-12-01	12
CRLCBSK-2-14-01	RLCBSK-14-01	14
-	RLCBSK-16-01	16
-	RLCBSK-2-6-01	6
-	RLCBSK-2-7-01	7
-	RLCBSK-2-8-01	8
-	RLCBSK-2-10-01	10
-	RLCBSK-2-12-01	12
-	RLCBSK-2-14-01	14
-	RLCBSK-2-16-01	16

All dimensions in millimeters.
 *Available in UL94 V0 material. To order, replace -01 with -19.
 Available by special order; 5,000 piece minimum.

RLEHCBS

Reverse Locking Edge Holding Circuit Board Support



Standard Pack: 1,000 per bag

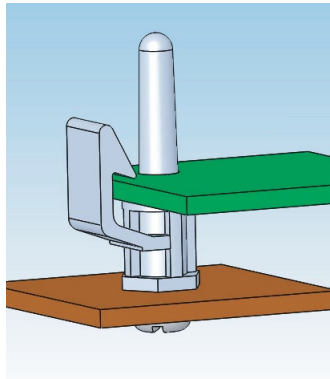
Mat'l: UL94 V2 Nylon 6/6, RMS-01* Color: Black	"A"	"B"
RLEHCBS-5-01BK	.38 (9.5)	.06 (1.5)
RLEHCBS-6-01BK	.44 (11.1)	.06 (1.5)
RLEHCBS-7-01BK	.50 (12.7)	.08 (2.1)
RLEHCBS-8-01BK	.56 (14.3)	.08 (2.1)

**Available in UL94 V0 material by special order. To order, replace -01 with -19.*

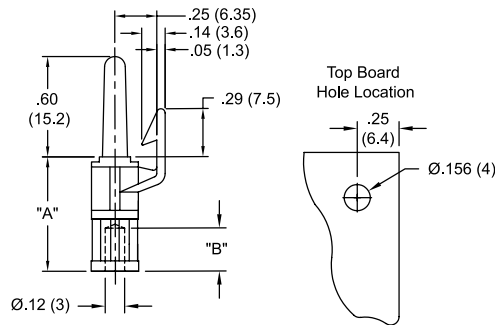
Natural color also available by special order. To order, remove "BK" from the part number.

TEHCBS

Edge Holding Circuit Board Support



Top Hole: Fit: $.156 \pm .003$ (4 ± 0.08)
Panel Thickness: $.062$ (1.57)



Standard Pack: 1,000 per bag

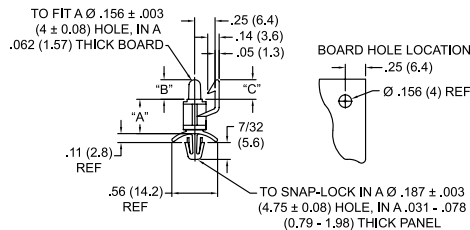
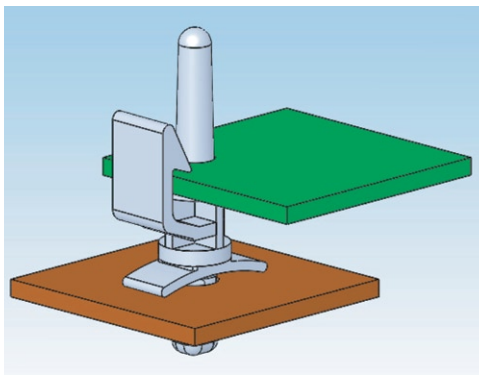
Material: UL94 V2 Nylon 6/6, RMS-01 Color: Natural	Material: UL94 V0 Nylon 6/6, RMS-19 Color: Natural	"A"	"B"
TEHCBS-4-01	TEHCBS-4-19	1/4 (6.4)	.25 (6.4)
TEHCBS-5-01	TEHCBS-5-19	5/16 (7.9)	.20 (5.2)
TEHCBS-6-01	TEHCBS-6-19	3/8 (9.5)	.25 (6.4)
TEHCBS-8-01	TEHCBS-8-19	1/2 (12.7)	
TEHCBS-10-01	TEHCBS-10-19	5/8 (15.9)	
TEHCBS-12-01	TEHCBS-12-19	3/4 (19.1)	
TEHCBS-14-01	TEHCBS-14-19	7/8 (22.2)	
TEHCBS-16-01	TEHCBS-16-19	1 (25.4)	

Available by special order only.

Bottom Hole: For Metal #6 (Type "B") Self-Tapping Screw

EHCBS

Edge Holding Circuit Board Support



Mat'l: UL94 V2 Nylon 6/6, RMS-01* Color: Natural

"B" = .60 (15.2) "C" = .29 (7.5)	"B" = .24 (6.1) "C" = .24 (6.1)	"B" = .24 (6.1) "C" = .29 (7.5)	"A"
EHCBS-5-01	EHCBS-6-5-01	EHCBS-7-5-01	5/16 (7.9)
EHCBS-6-01	EHCBS-6-6-01	EHCBS-7-6-01	3/8 (9.5)
EHCBS-8-01	EHCBS-6-8-01	EHCBS-7-8-01	1/2 (12.7)
EHCBS-10-01	EHCBS-6-10-01	EHCBS-7-10-01	5/8 (15.9)
EHCBS-12-01	EHCBS-6-12-01	EHCBS-7-12-01	3/4 (19.1)
EHCBS-14-01	EHCBS-6-14-01	EHCBS-7-14-01	7/8 (22.2)
EHCBS-16-01	EHCBS-6-16-01	EHCBS-7-16-01	1 (25.4)

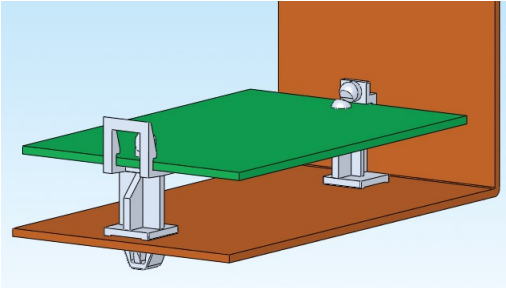
**Available in UL94 V0 material by special order only. To order, replace -01 with -19.*

Available by special order only.

CIRCUIT BOARD HARDWARE

A

HLCBSE2 & PCBEHE2 Hinged Locking Circuit Board Support System



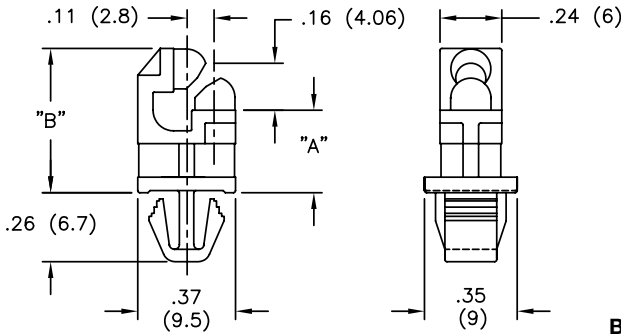
Mat'l: Nylon 6/6, RMS-01* Color: Natural	Standard Pack: 1,000 per bag	
	"A"	"B"
HLCBSE2-4M-01	.16 (4)	.39 (10)
HLCBSE2-6M-01	.24 (6)	.45 (12)
HLCBSE2-8M-01	.32 (8)	.55 (14)
HLCBSE2-10M-01	.39 (10)	.63 (16)
HLCBSE2-12M-01	.45 (12)	.71 (18)
HLCBSE2-14M-01	.55 (14)	.79 (20)
HLCBSE2-25M-01	.98 (25)	1.22 (31)
HLCBSE2-30M-01	1.18 (30)	1.42 (36)

*Available in UL94 V0 material. To order, replace -01 with -19.
Available by special order; 5,000 piece minimum.

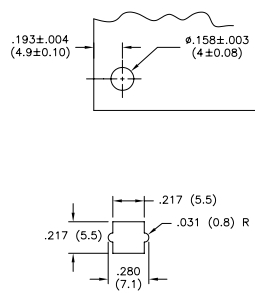
Mat'l: Nylon 6/6, RMS-01* Color: Natural	Standard Pack: 1,000 per bag
	"A"
PCBEHE2-4M-01	.16 (4)
PCBEHE2-6M-01	.24 (6)
PCBEHE2-8M-01	.32 (8)
PCBEHE2-10M-01	.39 (10)
PCBEHE2-12M-01	.45 (12)
PCBEHE2-14M-01	.55 (14)
PCBEHE2-25M-01	.98 (25)
PCBEHE2-30M-01	1.18 (30)

*Available in UL94 V0 material.
To order, replace -01 with -19.
Available by special order.
5,000 piece minimum.

HLCBSE2

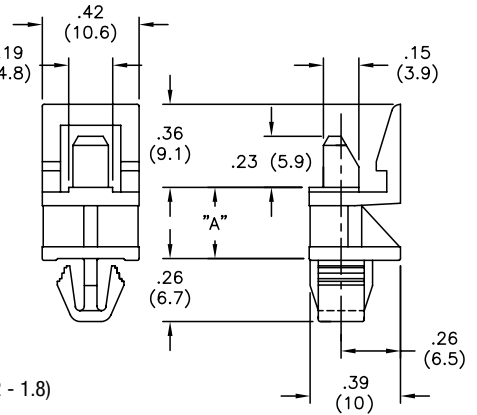


Top Hole: $\phi .158 \pm .003$ (4 ± 0.08)
Panel Thickness: 1/16 (1.6)

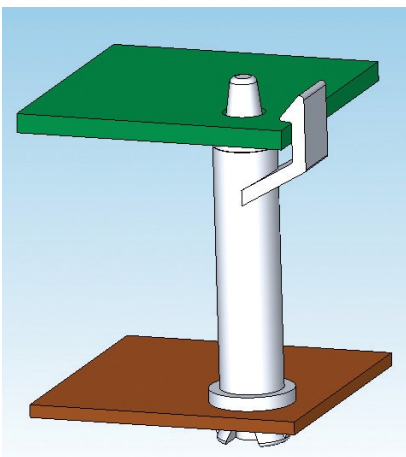


Bottom Hole: See Above
Panel Thickness: .047 - .071 (1.2 - 1.8)

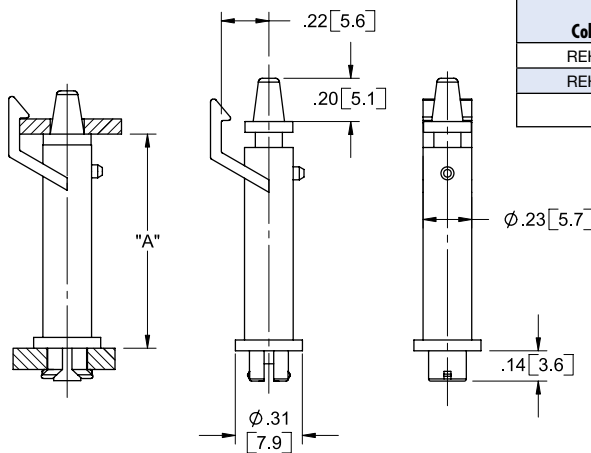
PCBEHE2



REHCBS Rivet Edge Holding Circuit Board Support



Top Hole: Snap-lock: $.157 \pm .003$ (4 ± 0.08)
Panel Thickness: .070 (1.78) Max.

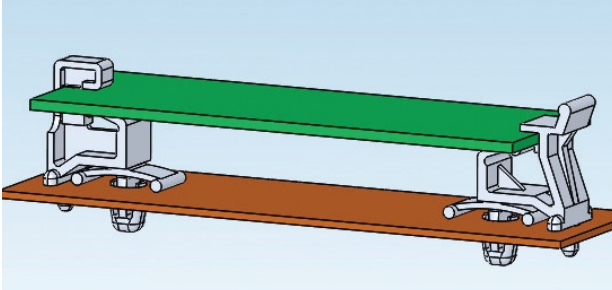


Bottom Hole: $.187 \pm .003$ (4.75 ± 0.08)
Panel Thickness: .047 - .105 (1.2 - 2.67)

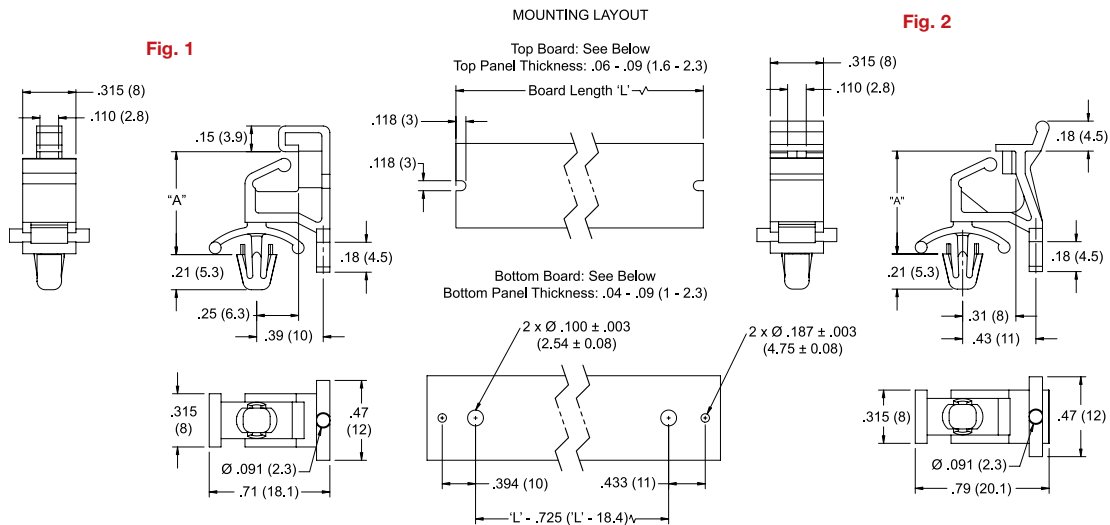
REHCBS	Standard Pack: 1,000 per bag
Mat'l: Nylon 6/6, RMS-01 Color: Natural	"A" Standoff Height $\pm .015$ (0.4)
REHCBS-4-01	1/4 (6.4)
REHCBS-8-01	1/2 (12.7)

REHCBS-T assembly tool sold separately.

UBM & UBMC Universal Board Mount

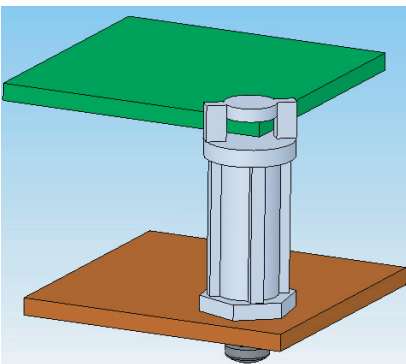


UBM (Fig. 1)	UBMC (Fig. 2)	Standard Pack: 500 per bag
Mat'l: Nylon 6/6, RMS-01 Color: Natural	Mat'l: Nylon 6/6, RMS-01 Color: Natural	"A" Standoff Height ± .010 (0.3)
UBM-12.3M-01	UBMC-12.3M-01	.48 (12.3)
UBM-15.5M-01	UBMC-15.5M-01	.61 (15.5)
UBM-22.0M-01	UBMC-22.0M-01	.87 (22)

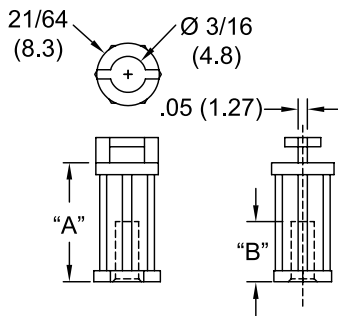


TCEHCBS

Screw Mount Corner Edge Holding Circuit Board Support



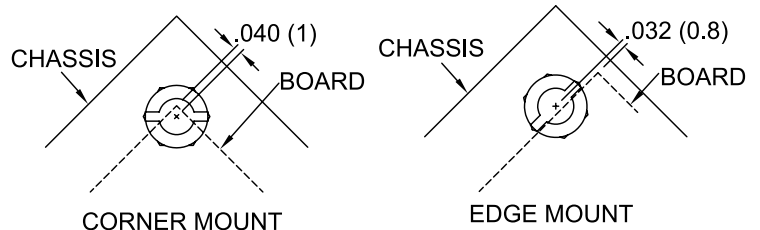
Top Panel Thickness: .062 (1.57)



Bottom Hole: For Metal #6
Self Tapping Screw

Mat'l: Nylon 6/6, RMS-01* Color: Natural	Standard Pack: 1,000 per bag	
	"A" ±.015 (0.4)	"B" ±.015 (0.4)
TCEHCBS-4-01	1/4 (6.4)	13/64 (5.2)
TCEHCBS-6-01	3/8 (9.5)	5/16 (7.9)
TCEHCBS-8-01	1/2 (12.7)	
TCEHCBS-10-01	5/8 (15.9)	
TCEHCBS-12-01	3/4 (19.1)	
TCEHCBS-14-01	7/8 (22.2)	

*Available in UL94 V0 material by special order. To order, replace -01 with -19.
MSCEHCBS-XX-01 with .250 (6.35) long, M4 threaded stud bottom available by special order. Also available in UL94 V0 material.

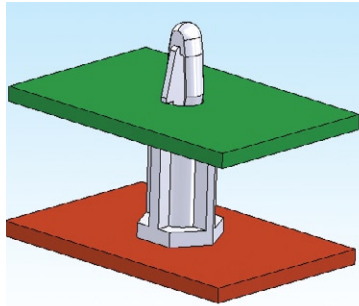


CIRCUIT BOARD HARDWARE

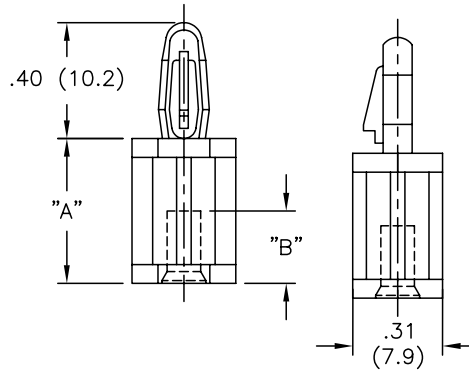
A

TCBS

Circuit Board Support Self-Tapping



Top Hole: Snap-lock: $.156 \pm .003$ (4 ± 0.08)
 Panel Thickness: $.062$ (1.57)



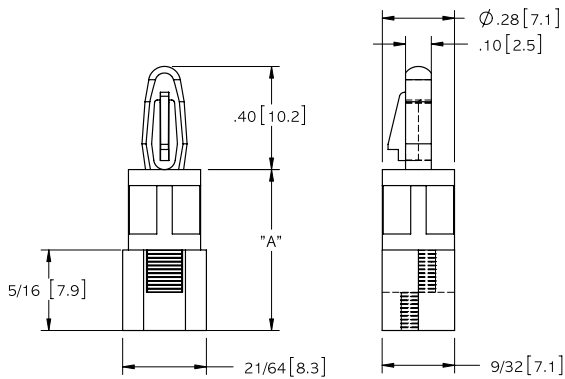
Bottom Hole: For Metal #6 (3.5)
 Self-Tapping Screw

Standard Pack: 1,000 per bag			
Material: UL94 V2 Nylon 6/6, RMS-01 Color: Natural	Material: UL94 V0 Nylon 6/6, RMS-19 Color: Natural	"A"	"B"
TCBS-4-01	TCBS-4-19	1/4 (6.4)	13/64 (5.2)
TCBS-6-01	TCBS-6-19	3/8 (9.5)	5/16 (7.9)
TCBS-8-01	TCBS-8-19	1/2 (12.7)	
TCBS-10-01	TCBS-10-19	5/8 (15.9)	
TCBS-12-01	TCBS-12-19	3/4 (19.1)	
TCBS-14-01	TCBS-14-19	7/8 (22.2)	
TCBS-16-01	TCBS-16-19	1 (25.4)	
TCBS-18-01	TCBS-18-19	1-1/8 (28.6)	
TCBS-20-01	TCBS-20-19	1-1/4 (31.7)	
TCBS-22.5-01	TCBS-22.5-19	1-13/32 (35.7)	

LCBS-TF

Top Hole: Snap-lock: $.156 \pm .003$ (4 ± 0.08)
 Panel Thickness: $.062$ (1.57)

Fig. 1

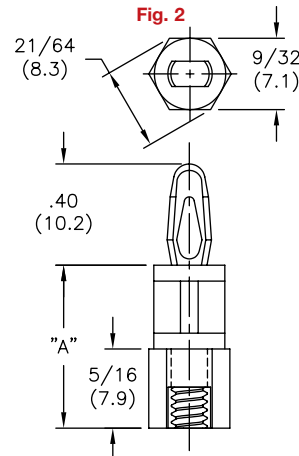


Bottom Hole: Standard: #6-32 Thread,
 Special Order: M4

CBS-TF

Top Hole: Snap-fit: $.156 \pm .003$ (4 ± 0.08)
 Panel Thickness: $.062$ (1.57)

Fig. 2

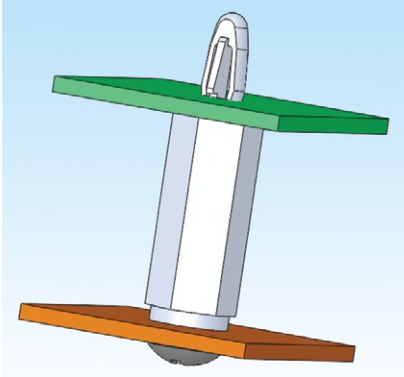


Bottom Hole: Standard: #6-32 Thread,
 Special Order: M4

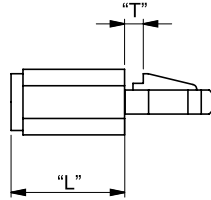
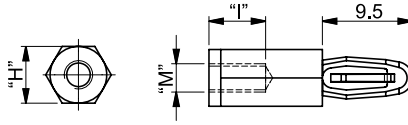
LCBS-TF (Fig. 1)	LCBS-TF-M4 (Fig. 1)	CBS-TF (Fig. 2)		CBS-TF-M4 (Fig. 2)	Standard Pack: 1,000 per bag
Mat'l: Nylon 6/6, RMS-01* Color: Natural	Mat'l: Nylon 6/6, RMS-01* Color: Natural	Mat'l: Nylon 6/6, RMS-01 Color: Natural	Mat'l: UL94 V0 Nylon 6/6, RMS-19 Color: Natural	Mat'l: Nylon 6/6, RMS-01* Color: Natural	"A" Standoff Height $\pm .015$ (0.4)
Thread: #6-32	Thread: M4	Thread: #6-32	Thread: #6-32	Thread: M4	
LCBS-TF-6-01	LCBS-TF-M4-6-01	CBS-TF-6-01	CBS-TF-6-19	CBS-TF-M4-6-01	3/8 (9.5)
LCBS-TF-8-01	LCBS-TF-M4-8-01	CBS-TF-8-01	CBS-TF-8-19	CBS-TF-M4-8-01	1/2 (12.7)
LCBS-TF-10-01	LCBS-TF-M4-10-01	CBS-TF-10-01	CBS-TF-10-19	CBS-TF-M4-10-01	5/8 (15.9)
LCBS-TF-12-01	LCBS-TF-M4-12-01	CBS-TF-12-01	CBS-TF-12-19	CBS-TF-M4-12-01	3/4 (19.1)
LCBS-TF-14-01	LCBS-TF-M4-14-01	CBS-TF-14-01	CBS-TF-14-19	CBS-TF-M4-14-01	7/8 (22.2)
LCBS-TF-16-01	LCBS-TF-M4-16-01	CBS-TF-16-01	CBS-TF-16-19	CBS-TF-M4-16-01	1 (25.4)
*Available in UL94 V0 material by special order. To order, replace -01 with -19.					
Available by special order; 5,000 piece minimum.					

TCBN

Threaded Circuit Board Support



Top Hole: Snap-lock: $4 \pm 0.08\text{mm}$
Panel Thickness: See Table for Dim. "T"



Bottom Hole: See Table for Thread Size "M"

Material: Nylon 6/6, RMS-172 Color: Black

Standard Pack: 500 per bag

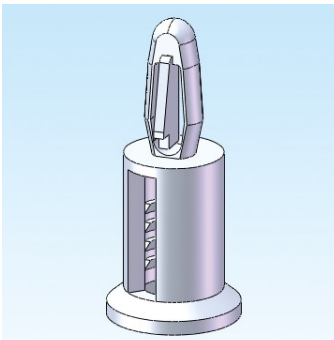
Part No.	"M" Thread	"T"	"H"	"L" Standoff Height (1mm increments)
TCBN-T1-M3-6-L	M3	1.6	6	5 - 61
TCBN-T1-M3-8-L			8	
TCBN-T2-M3-6-L		2	6	
TCBN-T2-M3-8-L			8	
TCBN-T1-M4-8-L	M4	1.6	8	
TCBN-T2-M4-8-L		2	8	

All dimensions in millimeters.

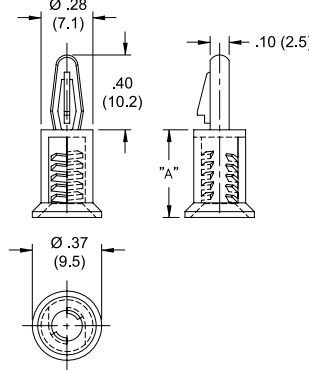
"L"	"I"
5	3
6	4
7	5
8	6
9	7
10	8
11	9
12 - 61	10

SFCBS

Stud Fitting Circuit Board Support



Top Hole: Snap-lock: $.156 \pm .003 (4 \pm 0.08)$
Panel Thickness: $.062 (1.57)$



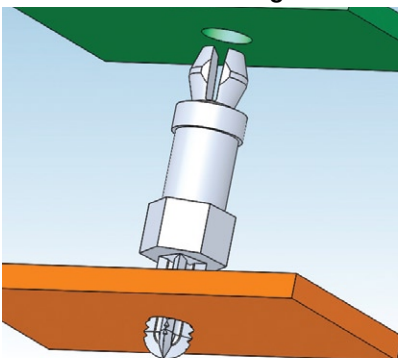
Bottom Hole: To fit a metal #8 (M4) screw or stud

Mat'l: UL94 V2 Nylon 6/6, RMS-01* Color: Natural	Standard Pack: 1,000 per bag	
	"A"	Stud Length
SFCBS-M4-10M-01	.39 (10)	.31 (8)
SFCBS-M4-12M-01	.47 (12)	.39 (10)
SFCBS-M4-14M-01	.55 (14)	.47 (12)
SFCBS-M4-16M-01	.63 (16)	.55 (14)
SFCBS-M4-18M-01	.71 (18)	.63 (16)
SFCBS-M4-20M-01	.79 (20)	.71 (18)

*Available in UL94 V0 material by special order.
 To order, replace -01 with -19.
 Refer to Section C for mating screws.

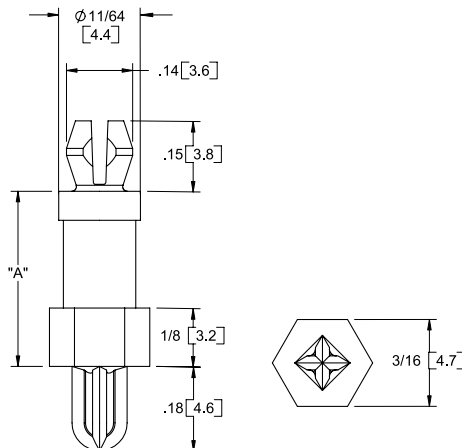
MSPMST

Mini Support Post Micro Self-Threading



Patent Pending

Top Hole: Snap-fit: $.125 \pm .002 (3.18 \pm 0.05)$
Panel Thickness: $.062 (1.57)$



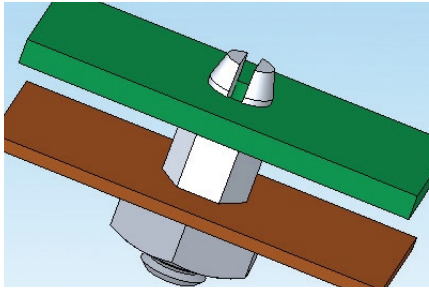
Bottom Hole: Self-Thread into a #4 or M3 Threaded Hole or Nut
Panel Thickness: $.063 (1.6)$ Minimum Engagement

MSPMST	Standard Pack: 1,000 per bag
Mat'l: Nylon 6/6, RMS-01 Color: Natural	"A" Standoff Height $\pm .015 (0.4)$
MSPMST-2-01	1/8 (3.2)
MSPMST-3-01	3/16 (4.8)
MSPMST-4-01	1/4 (6.4)
MSPMST-5-01	5/16 (7.9)
MSPMST-6-01	3/8 (9.5)
MSPMST-7-01	7/16 (11.1)
MSPMST-8-01	1/2 (12.7)
MSPMST-9-01	9/16 (14.3)
MSPMST-10-01	5/8 (15.9)

CIRCUIT BOARD HARDWARE

A

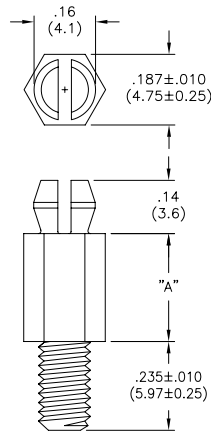
HMSP-TM Hex Mini Support Post Threaded Male



Features

- See page 60 for mating nuts

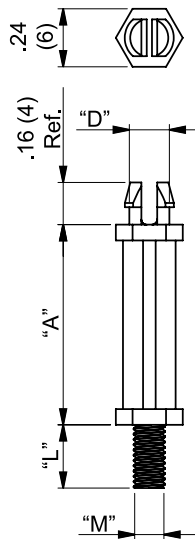
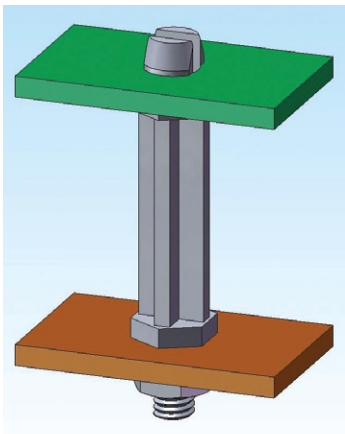
Top Hole: Snap-fit:
.152 ± .002 (3.86 ± 0.05)
Panel Thickness: .062 (1.57)



Bottom Hole: See chart for thread options

HMSP-TM	HMSP-TM-M3	HMSP-TM-M4	Standard Pack: 1,000 per bag
Mat'l: Nylon 6/6, RMS-01* Color: Natural Thread: #6-32	Mat'l: Nylon 6/6, RMS-01* Color: Natural Thread: M3	Mat'l: Nylon 6/6, RMS-01* Color: Natural Thread: M4	"A" Standoff Height ± .015 (0.4)
HMSP-TM-2-01	HMSP-TM-M3-2-01	HMSP-TM-M4-2-01	1/8 (3.2)
HMSP-TM-3-01	HMSP-TM-M3-3-01	HMSP-TM-M4-3-01	3/16 (4.8)
HMSP-TM-4-01	HMSP-TM-M3-4-01	HMSP-TM-M4-4-01	1/4 (6.4)
HMSP-TM-6-01	HMSP-TM-M3-6-01	HMSP-TM-M4-6-01	3/8 (9.5)
HMSP-TM-8-01	HMSP-TM-M3-8-01	HMSP-TM-M4-8-01	1/2 (12.7)
HMSP-TM-10-01	HMSP-TM-M3-10-01	HMSP-TM-M4-10-01	5/8 (15.9)
HMSP-TM-12-01	HMSP-TM-M3-12-01	HMSP-TM-M4-12-01	3/4 (19.1)
HMSP-TM-14-01	HMSP-TM-M3-14-01	HMSP-TM-M4-14-01	7/8 (22.2)
*Available in UL94 V0 material by special order. To order, replace -01 with -19. Available by special order; 5,000 piece minimum.			

TCBNS-2 Threaded Circuit Board Support

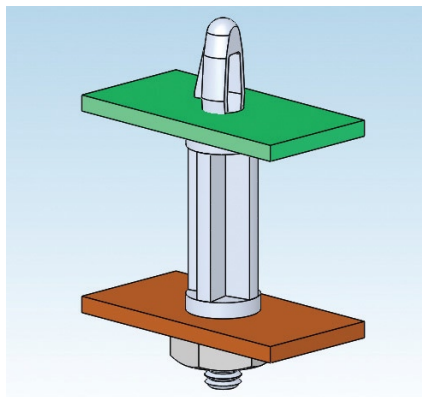


Material: UL94 V2 Nylon 6/6, RMS-172 Color: Black			Standard Pack: 1000 per bag
"M" Thread: M2.5 "D" Panel Hole: .12 (3) "L" Thread Length: .24 (6)	"M" Thread: M3 "D" Panel Hole: .12 (3) "L" Thread Length: .24 (6)	"M" Thread: M4 "D" Panel Hole: .15 (3.8) "L" Thread Length: .25 (6.4)	"A" Standoff Height
TCBNS-M2.5-3	TCBNS-M3-3	TCBNS-M4-3	.12 (3)
TCBNS-M2.5-5	TCBNS-M3-5	TCBNS-M4-5	.20 (5)
TCBNS-M2.5-6	TCBNS-M3-6	TCBNS-M4-6	.24 (6)
TCBNS-M2.5-8	TCBNS-M3-8	TCBNS-M4-8	.31 (8)
TCBNS-M2.5-10	TCBNS-M3-10	TCBNS-M4-10	.39 (10)
TCBNS-M2.5-12	TCBNS-M3-12	TCBNS-M4-12	.47 (12)
TCBNS-M2.5-15	TCBNS-M3-15	TCBNS-M4-15	.59 (15)
TCBNS-M2.5-20	TCBNS-M3-20	TCBNS-M4-20	.79 (20)

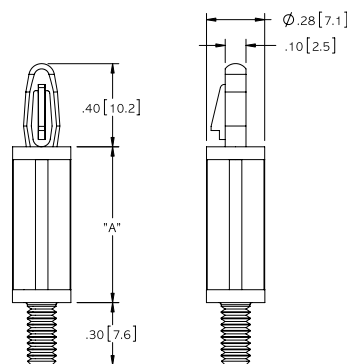
Features

- See page 60 for mating nuts

LCBS-TM Locking Circuit Board Support Threaded Male



Top Hole: Snap-lock: .156 ± .003 (4 ± 0.08)
Panel Thickness: .062 (1.57)



Bottom Hole: Standard: #6-32 Thread, Special Order: M4 Thread

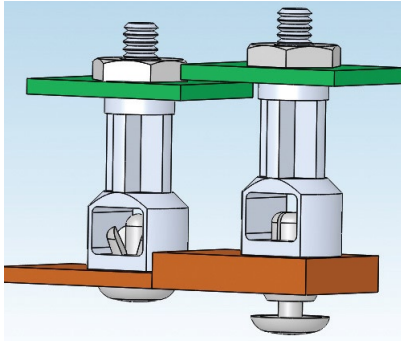
LCBS-TM		LCBS-TM-M4	Standard Pack: 1,000 per bag
Mat'l: Nylon 6/6, RMS-01 Color: Natural Thread: #6-32	Mat'l: UL94 V0 Nylon 6/6, RMS-19 Color: Natural Thread: #6-32	Mat'l: Nylon 6/6, RMS-01* Color: Natural Thread: M4	"A" Standoff Height ± .015 (0.4)
LCBS-TM-4-01	LCBS-TM-4-19	LCBS-TM-M4-4-01	1/4 (6.4)
LCBS-TM-6-01	LCBS-TM-6-19	LCBS-TM-M4-6-01	3/8 (9.5)
LCBS-TM-8-01	LCBS-TM-8-19	LCBS-TM-M4-8-01	1/2 (12.7)
LCBS-TM-10-01	LCBS-TM-10-19	LCBS-TM-M4-10-01	5/8 (15.9)
LCBS-TM-12-01	LCBS-TM-12-19	LCBS-TM-M4-12-01	3/4 (19.1)
LCBS-TM-14-01	LCBS-TM-14-19	LCBS-TM-M4-14-01	7/8 (22.2)
LCBS-TM-16-01	LCBS-TM-16-19	LCBS-TM-M4-16-01	1 (25.4)
*Available in UL94 V0 material by special order. To order, replace -01 with -19. Available by special order; 5,000 piece minimum.			

Features

- See page 60 for mating nuts

SRSCBS

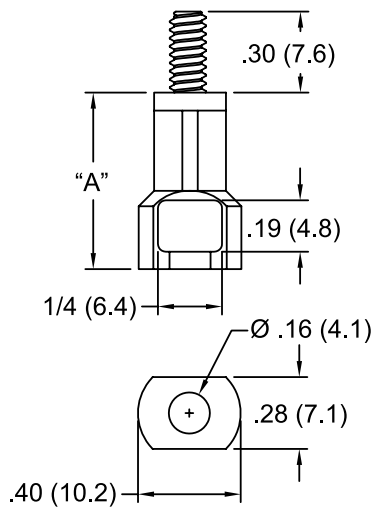
Snap Rivet Studded Circuit Board Support



Features

- See page 60 for mating nuts

Top Hole: #6-32 Thread



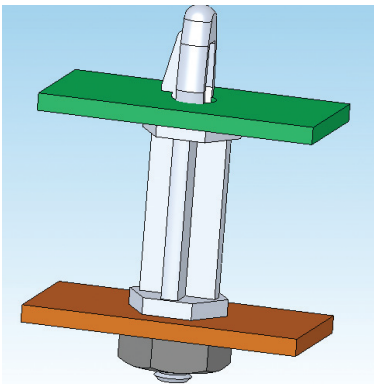
Bottom Hole: Snap Rivet: .161 - .165 (4.1 - 4.2)
Panel Thickness: See Rivet Table

Mat'l: Nylon 6/6, RMS-01* Color: Natural	Standard Pack: 1,000 per bag
	"A" Standoff Height ± .015 (0.4)
SRSCBS-6-01	3/8 (9.5)
SRSCBS-7-01	7/16 (11.1)
SRSCBS-8-01	1/2 (12.7)
SRSCBS-10-01	5/8 (15.9)
SRSCBS-12-01	3/4 (19.1)
SRSCBS-14-01	7/8 (22.2)
SRSCBS-16-01	1 (25.4)
*Available in UL94 V0 material. To order, replace -01 with -19.	
Available by special order; 5,000 piece minimum.	
Available with M3 & M4 metric threads by special order	

Use Richco Rivet Part No.	For Chassis Thickness
SR-4050	.026-.062 (0.7-1.6)
SR-4060	.062-.105 (1.5-2.7)
SR-4070	.105-.145 (2.7-3.7)
SR-4080	.145-.184 (3.7-4.7)
SR-4090	.184-.223 (4.7-5.7)
SR-4100	.223-.263 (5.7-6.7)
SR-4120	.282-.341 (7.2-8.7)
See Page Number 47	
Rivets also available in UL94 V0 material.	

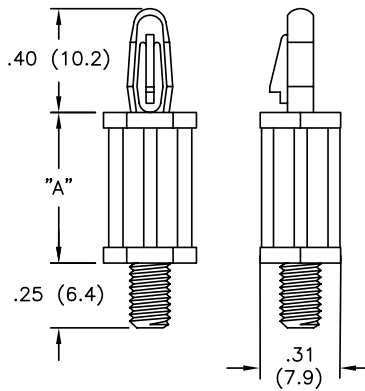
SCBS/SCBSM MSCBS/MSCBSM

Studded Circuit Board Support



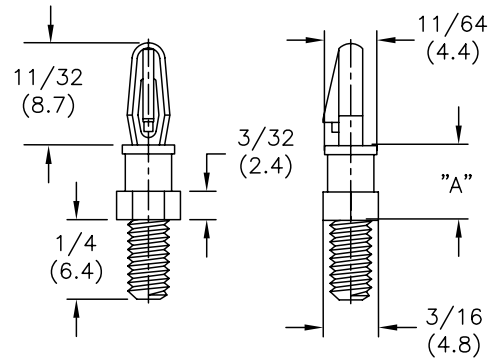
Top Hole: Snap-lock: .156 ± .003 (4 ± 0.08)
Panel Thickness: .062 (1.57)

Fig. 1



Top Hole: Snap-lock: .125 ± .002 (3.18 ± 0.05)
Panel Thickness: .062 (1.57)

Fig. 2



Material: UL94 V2 Nylon 6/6, RMS-01* Color: Natural					Standard Pack: 1,000 per bag
SCBS (Fig. 1)	MSCBS (Fig. 1)	SCBSM (Fig. 2)	MSCBSM-M3 (Fig. 2)	MSCBSM-M4 (Fig. 2)	"A" Standoff Height ± .015 (0.4)
Thread: #8-32	Thread: M4	Thread: #6-32	Thread: M3	Thread: M4	
-	-	SCBSM-632-2-01	MSCBSM-M3-2-01	MSCBSM-M4-2-01	1/8 (3.2)
-	-	SCBSM-632-3-01	MSCBSM-M3-3-01	MSCBSM-M4-3-01	3/16 (4.8)
SCBS-4-01	MSCBS-4-01	SCBSM-632-4-01	MSCBSM-M3-4-01	MSCBSM-M4-4-01	1/4 (6.4)
-	-	SCBSM-632-5-01	MSCBSM-M3-5-01	MSCBSM-M4-5-01	5/16 (7.9)
SCBS-6-01	MSCBS-6-01	SCBSM-632-6-01	MSCBSM-M3-6-01	MSCBSM-M4-6-01	3/8 (9.5)
-	-	SCBSM-632-7-01	MSCBSM-M3-7-01	MSCBSM-M4-7-01	7/16 (11.1)
SCBS-8-01	MSCBS-8-01	SCBSM-632-8-01	MSCBSM-M3-8-01	MSCBSM-M4-8-01	1/2 (12.7)
-	-	SCBSM-632-9-01	MSCBSM-M3-9-01	MSCBSM-M4-9-01	9/16 (14.3)
SCBS-10-01	MSCBS-10-01	SCBSM-632-10-01	MSCBSM-M3-10-01	MSCBSM-M4-10-01	5/8 (15.9)
SCBS-12-01	MSCBS-12-01	-	-	-	3/4 (19.1)
SCBS-14-01	MSCBS-14-01	-	-	-	7/8 (22.2)
SCBS-16-01	MSCBS-16-01	-	-	-	1 (25.4)
SCBS-18-01	MSCBS-18-01	-	-	-	1-1/8 (28.6)
SCBS-22.5-01	MSCBS-22.5-01	-	-	-	1-13/32 (35.7)
*Available in UL94 V0 material by special order. To order, replace -01 with -19.					
Available by special order only; 5000 piece MOQ.					

Features

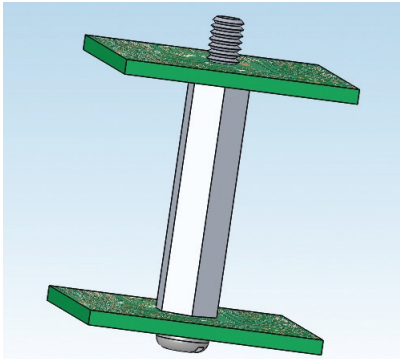
- See page 60 for mating nuts

CIRCUIT BOARD HARDWARE

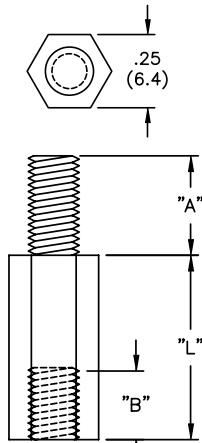
A

MFTS

Male-Female Threaded Standoff



Top Hole: See Table



Bottom Hole: See Table

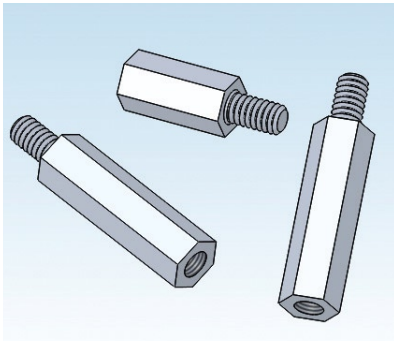
MFTS		Standard Pack: 1,000 per bag
Mat'l: Nylon 6/6, RMS-48* Color: Natural		"L" Standoff Height ± .015 (0.4)
#4-40 Thread	#6-32 Thread	
MFTS4-4-48	MFTS6-4-48	1/4 (6.4)
MFTS4-5-48	MFTS6-5-48	5/16 (7.9)
Not Available	MFTS6-6-48	3/8 (9.5)
	MFTS6-7-48	7/16 (11.1)
	MFTS6-8-48	1/2 (12.7)
	MFTS6-11-48	11/16 (17.5)
	MFTS6-16-48	1 (25.4)
	MFTS6-20-48	1-1/4 (31.7)

*Available in UL94 V0 material by special order. To order, replace -48 with -V0.

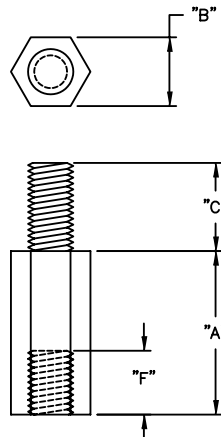
Thread Size	"A"	"B" Min.
#4-40	3/16 (4.8)	3/16 (4.8)
#6-32		1/4 (6.4)
MFTS6-4-48	1/4 (6.4)	.15 (3.8)
MFTS6-5-48		.22 (5.6)

NTS

Male-Female Metric Threaded Standoff



Top Hole: See Table: Thread "S"



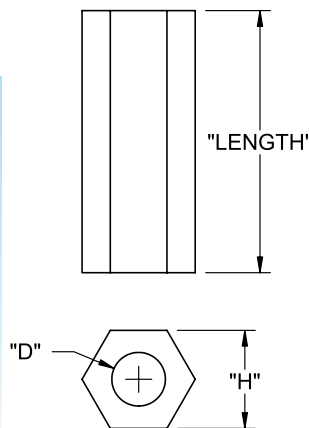
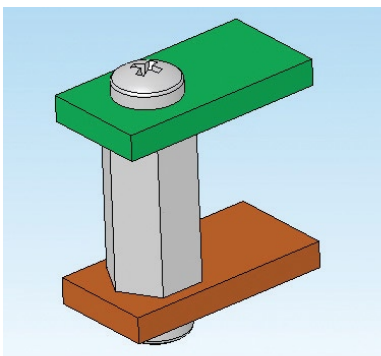
Bottom Hole: See Table: Thread "I"

NTS				Mat'l: Nylon 6/6, RMS-74* Color: Natural				
Part No.	"A"	"B"	"C"	"S" & "I" Threads	"F"	Standard Pack		
NTS-7	.28 (7)	.24 (6)	.25 (6.3)	M3	.24 (6)	1,000		
NTS-8	.31 (8)		.24 (6)		.31 (8)			
NTS-10	.39 (10)		.24 (6.1)		.39 (10)			
NTS-11	.43 (11)		.25 (6.4)					
NTS-12	.50 (12.7)		.24 (6.1)		.31 (8)			
NTS-16	.63 (16)		.24 (6.1)					
NTS-17.5	.69 (17.5)		.24 (6)		.39 (10)			
NTS-20	.79 (20)		.24 (6.1)					
NTS-25	.98 (25)		.26 (6.5)		.31 (8)			
NTS-15A	.59 (15)		.24 (6)					
NTS-19	.75 (19.1)		.31 (8)		.22 (5.5)	M4	.31 (8)	1,000
NTS-37	1.46 (37.1)							

*Available in UL94 V0 material by special order. To order, add -146 to the end of the part number.

HS

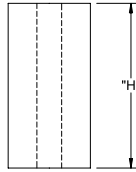
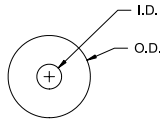
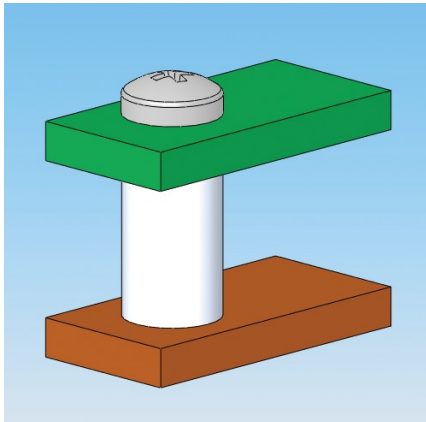
Hex Spacer



Mat'l: CPVC, RMS-11 Color: Light Gray		Standard Pack: Up to 1(25.4) long, 1,000 per bag; Over 1(25.4) long, 500 per bag.	
For #4 Self Tapping Screw	For #6 Self Tapping Screw	For #8 Self Tapping Screw	Length
"D" = .102 (2.6) "H" = .187 (4.8)	"D" = .110 (2.8) "H" = .250 (6.4)	"D" = .141 (3.6) "H" = .375 (9.5)	
HS-4-3	-	-	3/8 (9.5)
HS-4-4	HS-6-4	-	1/2 (12.7)
-	HS-6-5	-	5/8 (15.9)
HS-4-6	HS-6-6	-	3/4 (19.1)
HS-4-7	HS-6-7	-	7/8 (22.2)
HS-4-8	HS-6-8	HS-8-8	1 (25.4)
-	HS-6-10	-	1-1/4 (31.8)
-	HS-6-12	-	1-1/2 (38.1)
-	HS-6-14	HS-8-14	1-3/4 (44.5)
-	-	HS-8-16	2 (50.8)
-	-	HS-8-24	3 (76.2)

Other lengths available by special order.

R900 Round Plastic Spacer

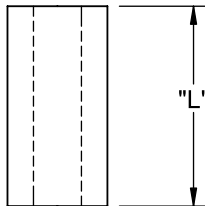
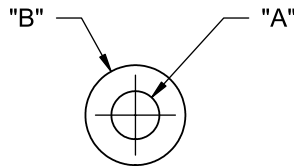
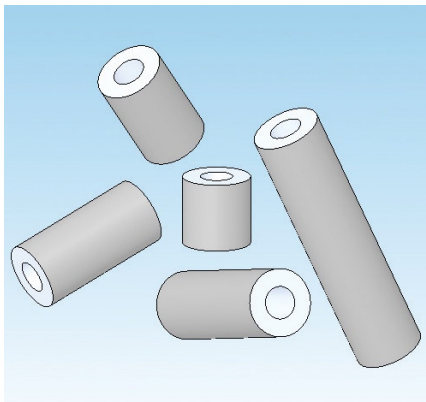


"X"	"H" Spacer Height
1	1/16 (1.6)
2	1/8 (3.2)
3	3/16 (4.8)
4	1/4 (6.4)
5	5/16 (7.9)
6	3/8 (9.5)
7	7/16 (11.1)
8	1/2 (12.7)

Available by special order,
5000 piece minimum.

R900		Standard Pack: 1,000 per bag
Mat'l: Modified Nylon 6, RMS-60 Color: White	I.D.	O.D.
R901-X	.028 (0.7)	.085 (2.2)
R938-X	.032 (0.8)	
R902-X		.125 (3.2)
R939-X	.047 (1.2)	
R937-X		
R906-X	.085 (2.2)	.148 (3.6)
R903-X	.047 (1.2)	.156 (4)
R907-X	.105 (2.7)	.167 (4.2)
R904-X	.063 (1.6)	.187 (4.8)
R913-X	.091 (2.3)	
R908-X	.125 (3.2)	
R910-X	.091 (2.3)	.250 (6.4)
R911-X	.125 (3.2)	
R905-X	.147 (3.7)	
R912-X	.171 (4.3)	

SS Round Plastic Spacer



Material: CPVC, RMS-11 Color: Light Gray									
"L" Spacer Length	Length Tolerance	For #4 or M2.5 Screw	For #6 or M3 Screw	For #8 or M4 Screw	For #8 or M4 Screw	For #10 or M5 Screw	For #1/4 or M6 Screw	For #3/8 or M9 Screw	Standard Pack
		"A" = .120 (3) "B" = 1/4 (6.4)	"A" = .147 (3.7) "B" = 1/4 (6.4)	"A" = .175 (4.4) "B" = 1/4 (6.4)	"A" = .175 (4.4) "B" = 3/8 (9.5)	"A" = .200 (5.1) "B" = 3/8 (9.5)	"A" = .266 (6.8) "B" = 1/2 (12.7)	"A" = .397 (10.1) "B" = 1/2 (12.7)	
1/4 (6.4)	±.015	SS4-2	SS6-2	SS8-2	SS8-2L	SS10-2	SS1/4-2	SS3/8-2	1000
3/8 (9.5)		SS4-3	SS6-3	SS8-3	SS8-3L	SS10-3	-	-	
1/2 (12.7)		SS4-4	SS6-4	SS8-4	SS8-4L	SS10-4	SS1/4-4	SS3/8-4	
5/8 (15.9)	±.020	SS4-5	SS6-5	SS8-5	SS8-5L	SS10-5	-	-	
3/4 (19.1)		SS4-6	SS6-6	SS8-6	SS8-6L	SS10-6	SS1/4-6	SS3/8-6	
1 (25.4)		SS4-8	SS6-8	SS8-8	SS8-8L	SS10-8	SS1/4-8	SS3/8-8	
1-1/4 (31.8)		SS4-10	SS6-10	SS8-10	SS8-10L	SS10-10	SS1/4-10	-	500
1-1/2 (38.1)	SS4-12	SS6-12	SS8-12	SS8-12L	SS10-12	SS1/4-12	-		

Custom Lengths available by special order.

CIRCUIT BOARD HARDWARE

A

HTSN-1

Hex Threaded Standoff

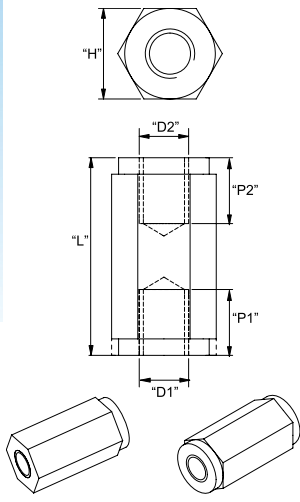
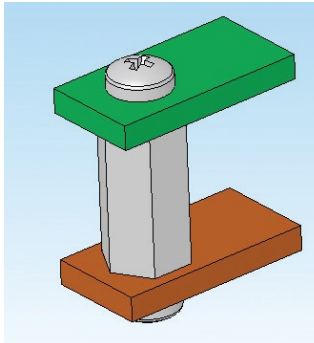


Fig. 1

Fig. 2

Standard Pack: 500 per bag						
Material: Nylon 6 25% Glass Filled, RMS-173* Color: Black	"D1" & "D2" Thread	"H"	"L" (1 mm increments)	"P1" & "P2" Thread	Figure	
HTSN-M2-L-5-1	M2	5	5 - 10	Through	2	
HTSN-M2.5-L-5-1	M2.5		11 - 45	10 Max.		
			4 - 10	Through		
HTSN-M3-L-5.5-1	M3	5.5	5 - 10	Through	1	
HTSN-M3-L-6-1			6	11 - 55		10 Max.
		HTSN-M3-L-7-1		7		5 - 15
HTSN-M3-L-8-1			8			16 - 65
		M4		8		6 - 15
HTSN-M4-L-8-1			10			16 - 65
	HTSN-M4-L-10-1			10	5 - 20	Through
HTSN-M5-L-10-1			M5		21 - 68	10 Max.
	HTSN-M6-L-10-1			M6	10 - 20	Through
					21 - 60	10 Max.
			5 - 20	Through		
			21 - 65	10 Max.		
			10 - 20	Through		
			21 - 60	10 Max.		

Replace 'L' in the part number with your required standoff length.

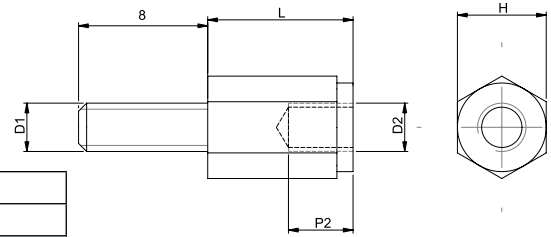
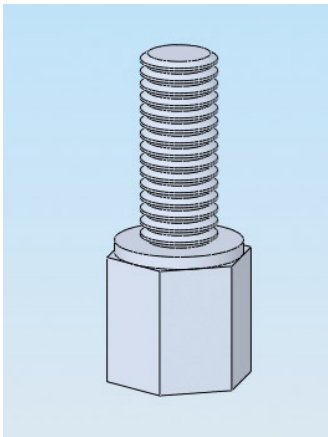
Available by special order only, 5000 piece minimum.

*Available in UL94 V0 material by special order. To order, add -V0 to the end of the part number.

All dimensions in millimeters.

HTSN-2

Hex Threaded Standoff



Material: Nylon 6/6, RMS-172 Color: Black			
Standard Pack: 500 per bag			
Part No.	"D1" & "D2" Thread	"H"	"L" Standoff Height (1mm increments)
HTSN-M2.5-L-5-2	M2.5	5	5 - 45
HTSN-M3-L-5.5-2	M3	5.5	5 - 61
HTSN-M3-L-6-2		6	
HTSN-M3-L-8-2		8	
HTSN-M4-L-8-2	M4	8	5 - 65
HTSN-M5-L-10-2	M5	10	5 - 60

Replace 'L' in the part number with your required standoff length.

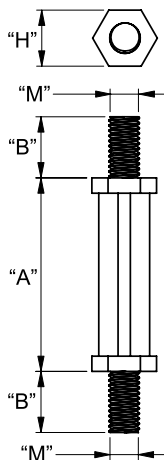
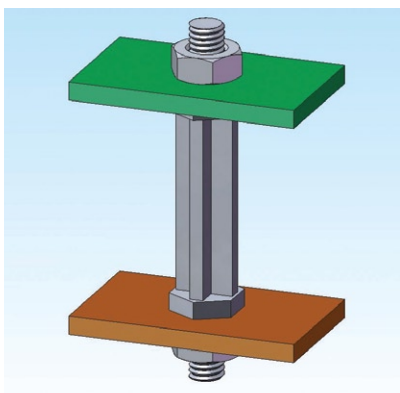
Available by special order, 5000 piece minimum.

All dimensions in millimeters.

"L"	"P2" Min.
5	3
6	3.5
7	4
8	5
9	6
10	8
11+	9
15+	10
Max. Length	11

HTSN-3

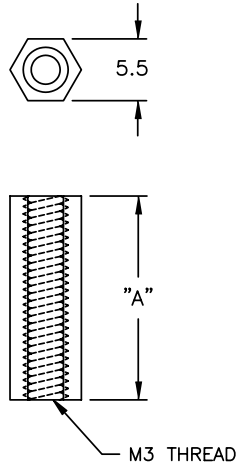
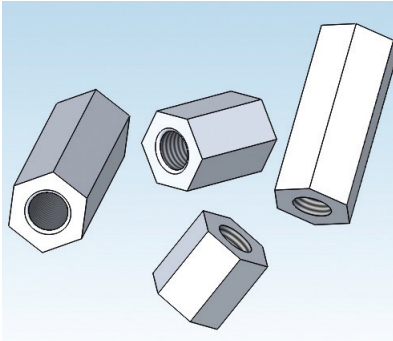
Hex Threaded Standoff



Material: Nylon 6/6, RMS-172 Color: Black			Standard Pack: 500 per bag
"M" = M2.5 "B" = .24 (6) "H" = .20 (5)	"M" = M3 "B" = .24 (6) "H" = .24 (6)	"M" = M4 "B" = .25 (6.4) "H" = .24 (6)	"A"
HTSN-M2.5-3-3	HTSN-M3-3-3	HTSN-M4-3-3	.12 (3)
HTSN-M2.5-5-3	HTSN-M3-5-3	HTSN-M4-5-3	.20 (5)
HTSN-M2.5-6-3	HTSN-M3-6-3	HTSN-M4-6-3	.24 (6)
HTSN-M2.5-8-3	HTSN-M3-8-3	HTSN-M4-8-3	.31 (8)
HTSN-M2.5-10-3	HTSN-M3-10-3	HTSN-M4-10-3	.39 (10)
HTSN-M2.5-12-3	HTSN-M3-12-3	HTSN-M4-12-3	.47 (12)
HTSN-M2.5-15-3	HTSN-M3-15-3	HTSN-M4-15-3	.59 (15)
HTSN-M2.5-20-3	HTSN-M3-20-3	HTSN-M4-20-3	.79 (20)

Available by special order, 5000 piece minimum.

MTS Metric Threaded Standoff



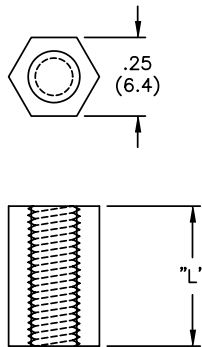
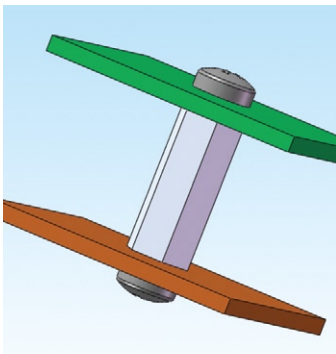
MTS	Standard Pack: 1,000 per bag		
Mat'l: Nylon 6/6, RMS-74* Color: Natural	"A" Standoff Height	Length Tolerance	
MTS-6	6.35	± .25	
MTS-8	8		
MTS-10S	10		
MTS-10	10.5		
MTS-11	11		
MTS-12	12		
MTS-13	12.8		
MTS-14	14		
MTS-16	16		
MTS-18	18.2		
MTS-20	20.1		± .31
MTS-30	30		± .36

*Available in UL94 V0 material by special order.
To order, add -146 at the end of the part number.

All dimensions in millimeters.

A

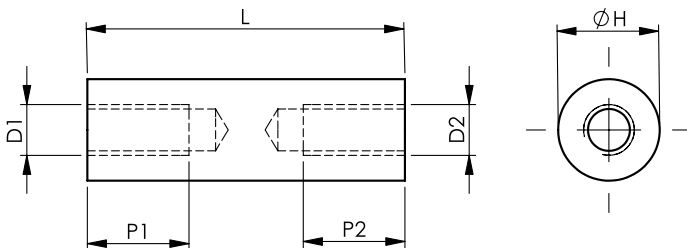
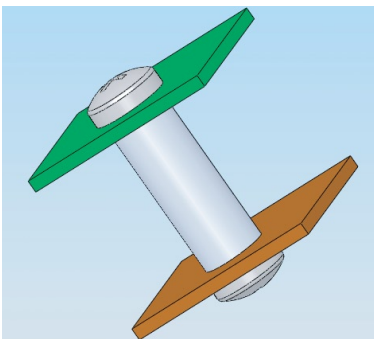
HTS Hex Threaded Standoff



Mat'l: Nylon 6/6, RMS-48* Color: Natural		Standard Pack: 1,000 per bag	
#4-40 Thread	#6-32 Thread	#8-32 Thread	"L"
HTS4-4-48	HTS6-4-48	Not Available	1/4 (6.4)
HTS4-5-48	Not Available		5/16 (7.9)
HTS4-6-48	HTS6-6-48		3/8 (9.5)
HTS4-7-48	HTS6-7-48		7/16 (11.1)
HTS4-8-48	HTS6-8-48		1/2 (12.7)
Not Available	HTS6-9-48		9/16 (14.3)
HTS4-10-48	HTS6-10-48	HTS8-10-48	5/8 (15.9)
Not Available	HTS6-16-48	Not Available	1 (25.4)

*Available in UL94 V0 material by special order. To order, replace -48 with -V0.

RTSN Round Threaded Standoff



Standard Pack: 500 per bag				
Material: Nylon 6 25% Glass Filled, RMS-173* Color: Black	"D1" & "D2" Thread	"H"	"L" (1 mm increments)	"P1" & "P2" Thread
RTSN-M2-L-5-1	M2	5	5 - 14	Through
			15 - 45	10 Min.
			4 - 20	Through
RTSN-M2.5-L-5-1	M2.5	5	21 - 55	10 Min.
			5 - 15	Through
			16 - 60	10 Min.
RTSN-M3-L-6-1	M3	6	5 - 15	Through
			16 - 60	10 Min.
			5 - 15	Through
RTSN-M3-L-7-1	M3	7	16 - 60	10 Min.
			5 - 15	Through
			16 - 60	10 Min.
RTSN-M4-L-7-1	M4	7	5 - 20	Through
			16 - 60	10 Min.
			5 - 20	Through
RTSN-M4-L-8-1	M4	8	21 - 65	10 Min.

Replace 'L' in the part number with your required standoff length.

Available by special order; 5,000 piece minimum.

*Available in UL94 V0 material by special order.
To order, add -V0 to the end of the part number.

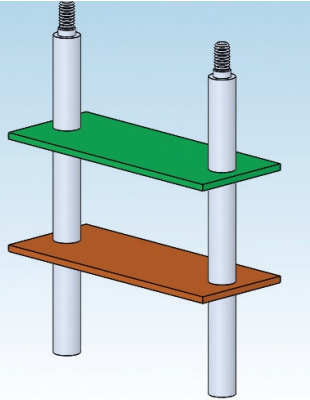
All dimensions in millimeters.

CIRCUIT BOARD HARDWARE

A

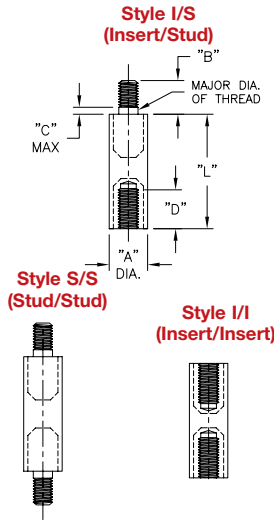
TNSP

Low Voltage Insulators



Features

- Voltage Breakdown > 45,000 volts (>360 Volts/Mil) per ASTM-D-149-97A

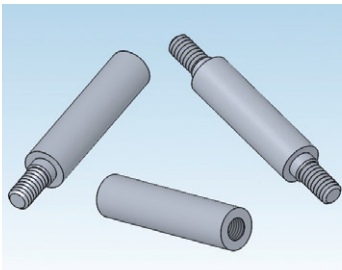


Standard Pack: 100 per bag						
Material: Spacer - UL94 V2 Nylon 6/6, RMS-01 Color: Natural; Inserts - Brass, RMS-231	Thread	"L"	"A"	"B"	"C"	"D"
TNSP4-12-632-STYLE	#6-32	3/4 (19.1)	1/4 (6.4)	1/4 (6.4)	1/16 (1.6)	11/64 (4.4)
TNSP4-16-632-STYLE		1 (25.4)				
TNSP4-20-632-STYLE		1-1/4 (31.8)				
TNSP4-24-632-STYLE		1-1/2 (38.1)				
TNSP4-28-632-STYLE		1-3/4 (44.5)				
TNSP4-32-632-STYLE		2 (50.8)				
TNSP6-16-832-STYLE	#8-32	1 (25.4)	3/8 (9.5)	1/4 (6.4)	1/16 (1.6)	3/16 (4.8)
TNSP6-20-832-STYLE		1-1/4 (31.8)				
TNSP6-24-832-STYLE		1-1/2 (38.1)				
TNSP6-28-832-STYLE		1-3/4 (44.5)				
TNSP6-32-832-STYLE		2 (50.8)				
TNSP6-36-832-STYLE		2-1/4 (57.2)				
TNSP6-40-832-STYLE	2-1/2 (63.5)					
TNSP8-14-1024-STYLE	#10-24	7/8 (22.3)	1/2 (12.7)	9/32 (7.1)	3/32 (2.4)	3/16 (4.8)
TNSP8-20-1024-STYLE		1-1/4 (31.8)				
TNSP8-24-1024-STYLE		1-1/2 (38.1)				
TNSP8-28-1024-STYLE		1-3/4 (44.5)				
TNSP8-32-1024-STYLE		2 (50.8)				
TNSP8-36-1024-STYLE		2-1/4 (57.2)				
TNSP8-40-1024-STYLE	2-1/2 (63.5)					
TNSP10-20-1/420-STYLE	1/4-20	1-1/4 (31.8)	5/8 (15.9)	7/16 (11.1)	1/8 (3.2)	21/64 (8.3)
TNSP10-24-1/420-STYLE		1-1/2 (38.1)				
TNSP10-28-1/420-STYLE		1-3/4 (44.5)				
TNSP10-32-1/420-STYLE		2 (50.8)				
TNSP10-36-1/420-STYLE		2-1/4 (57.2)				
TNSP10-40-1/420-STYLE		2-1/2 (63.5)				

Replace 'STYLE' in the part number with your required configuration.
 'I/S' = Female/Male, 'S/S' = Male/Male, 'I/I' = Female/Female

TNSP-M

Metric Low Voltage Insulators



Features

- Voltage Breakdown > 45,000 volts (>360 Volts/Mil) per ASTM-D-149-97A

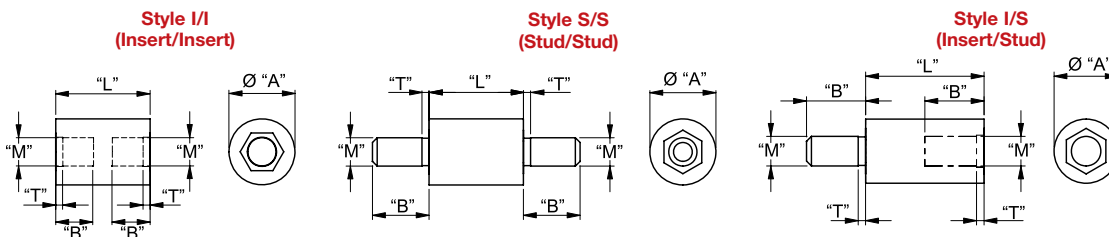
Standard Pack: 1,000 per bag									
Material: Spacer - UL94 V2 Nylon 6/6, RMS-133 Color: Natural; Inserts: Brass, RMS-231	"M" Thread	"L" (1mm increments)	"A"	"B"	"T"				
TNSP-M2-6.5-L-STYLE	M2	10 - 105	6.5	6	0.6				
TNSP-M2-8-L-STYLE			8						
TNSP-M2.5-6.5-L-STYLE	M2.5		6.5		9.5	0.68			
TNSP-M2.5-8-L-STYLE			8						
TNSP-M3-6.5-L-STYLE	M3		6.5			10	0.75		
TNSP-M3-8-L-STYLE			8						
TNSP-M4-8-L-STYLE	M4		12.7, 13 - 105				13	1.05	
TNSP-M4-9.5-L-STYLE			9.5						
TNSP-M5-9.5-L-STYLE	M5		19 - 105					13	1.2
TNSP-M6-12.7-L-STYLE			13						
TNSP-M8-15.9-L-STYLE	M8	30 - 105	13	1.88					
TNSP-M8-19-L-STYLE		19							
TNSP-M10-25-L-STYLE	M10	38 - 105		20	2.25				
TNSP-M12-30-L-STYLE		25							
TNSP-M12-30-L-STYLE	M12	45 - 105			25	2.62			

Available by special order only, 1000 piece minimum.

Replace 'L' in the part number with your required standoff length.

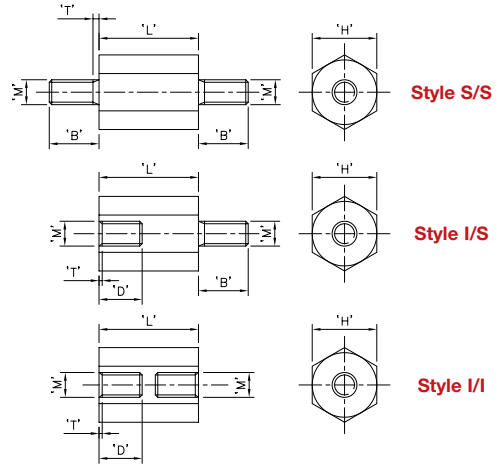
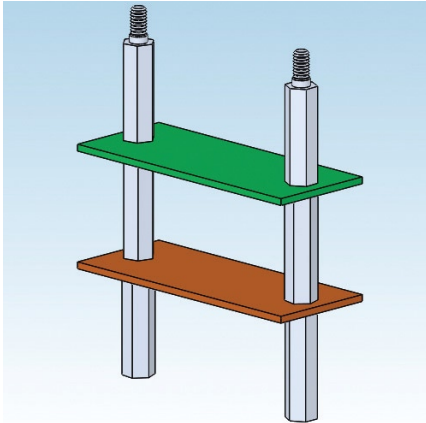
Replace 'STYLE' in the part number with your required configuration.
 'I/S' = Female/Male, 'S/S' = Male/Male, 'I/I' = Female/Female

All dimensions in millimeters



HTNSP

Metric Hex Low Voltage Insulators



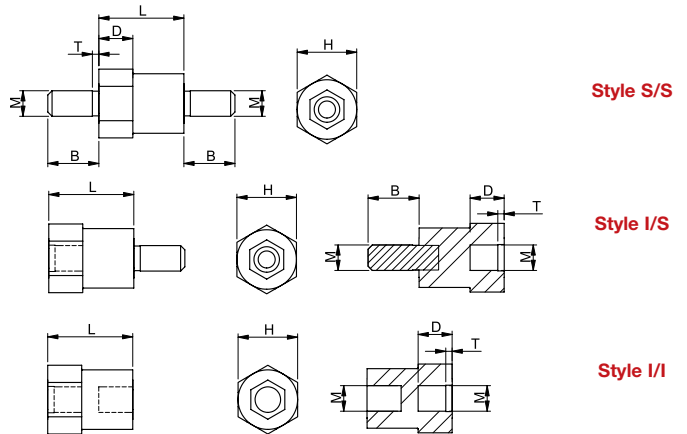
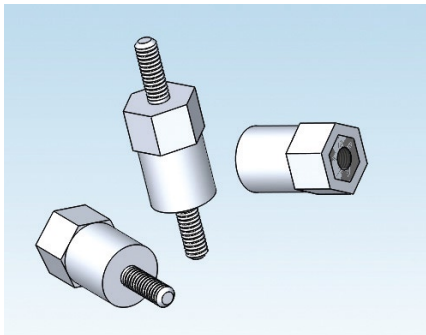
Features

- Voltage Breakdown > 45,000 volts (>360 Volts/Mil) per ASTM-D-149-97A

HTNSP			Standard Pack: 100 per bag			
Mat'l: Nylon 6, RMS-133 Color: Natural. Inserts: Brass, RMS-231	"M" Thread	"L" Standoff Height Parts Available in 1mm increments.	"H" Body Diameter +0.8 -0.3	"B" Stud Length	"D" Insert Depth	"T"
HTNSP-M2-6.4-L-STYLE	M2	15 - 50	6.4	6	6	0.6
HTNSP-M2.5-6.4-L-STYLE	M2.5					0.68
HTNSP-M3-6.4-L-STYLE	M3					0.75
HTNSP-M4-8.0-L-STYLE	M4	15 - 50	8	10	10	1.05
HTNSP-M5-9.5-L-STYLE	M5	20 - 75	9.5			1.2
HTNSP-M6-12.7-L-STYLE	M6	25 - 75	12.7			12.7
All dimensions in millimeters.						
Available by special order; 1,000 piece minimum.						
Unthreaded length = 1.5 pitch max.						
STYLES: I/S = Male/Female, S/S = Male/Male, I/I = Female/Female. Insert this code into the part number where shown.						

MTNSP

Metric Micro Low Voltage Insulators

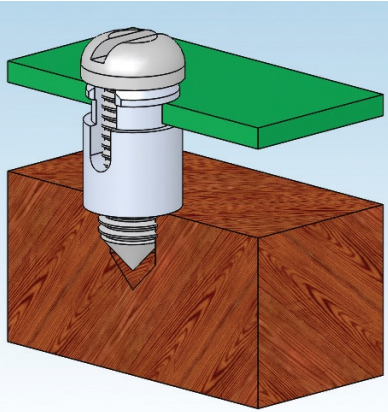


MTNSP		Standard Pack: 100 per bag				
Mat'l: Spacer: Nylon 6, RMS-133* Color: Natural. Inserts: Brass, RMS-231	"M" Thread	"L" Standoff Height Parts available in 1mm increments.	"H" Body Diameter	"B" Stud Length	"D" Insert Depth	"T"
MTNSP-M2.5-6-L-S/S	M2.5	4 - 12	6	6	-	-
MTNSP-M2.5-6-L-I/S		7 - 12		-	4	0.68
MTNSP-M2.5-6-L-I/I		9 - 12		-	-	-
MTNSP-M3-7-L-S/S	M3	4 - 12	7	6	-	-
MTNSP-M3-7-L-I/S		7 - 12		-	4	0.75
MTNSP-M3-7-L-I/I		9 - 12		-	-	-
All dimensions in millimeters.						
Available by special order; 1,000 piece minimum.						
Unthreaded length = 1.5 pitch max.						
*Available in UL94 V0 material by special order.						

CIRCUIT BOARD HARDWARE

A

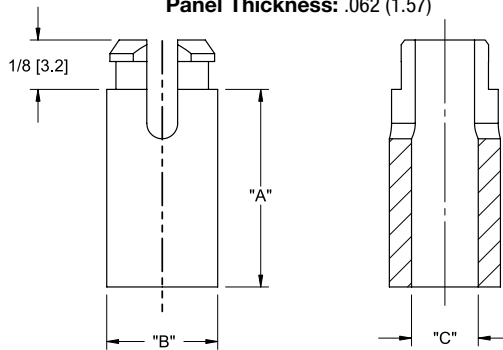
SRS Self-Retaining Spacer



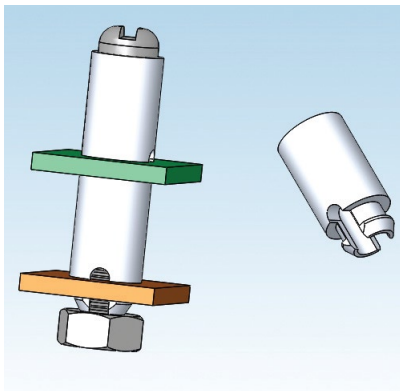
Mat'l: UL94 V2 Nylon 6/6, RMS-01* Color: Natural			Standard Pack: 1,000 per bag
For #4 (M3) Screw	For #6 (M3) Screw	For #8 (M4) Screw	
"B" = 1/4 (6.4) "C" = .125 (3.2) Ø Hole = .187±.003 (4.7±0.08)	"B" = 9/32 (7.1) "C" = .153 (3.9) Ø Hole = .234±.003 (5.9±0.08)	"B" = 9/32 (7.1) "C" = .169 (4.3) Ø Hole = .234±.003 (5.9±0.08)	"A" Spacer Height ±.015 (0.4)
SRS4-2-01	-	-	1/8 (3.2)
SRS4-3-01	-	-	3/16 (4.8)
SRS4-4-01	SRS6-4-01	SRS8-4-01	1/4 (6.4)
SRS4-5-01	SRS6-5-01	SRS8-5-01	5/16 (7.9)
SRS4-6-01	SRS6-6-01	SRS8-6-01	3/8 (9.5)
SRS4-7-01	SRS6-7-01	SRS8-7-01	7/16 (11.1)
SRS4-8-01	SRS6-8-01	SRS8-8-01	1/2 (12.7)
SRS4-10-01	SRS6-10-01	SRS8-10-01	5/8 (15.9)
SRS4-12-01	SRS6-12-01	SRS8-12-01	3/4 (19.1)
SRS4-14-01	SRS6-14-01	SRS8-14-01	7/8 (22.2)
SRS4-16-01	SRS6-16-01	SRS8-16-01	1 (25.4)

*Available in UL94 V0 material by special order. To order, replace -01 with -19.

Top Hole: Locking: See Table
Panel Thickness: .062 (1.57)



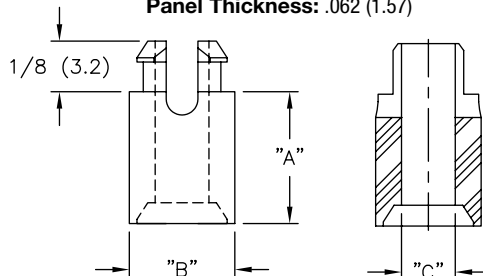
SSRS Stackable Self-Retaining Spacer



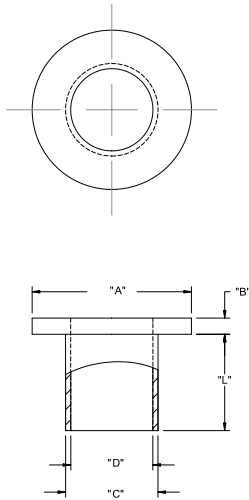
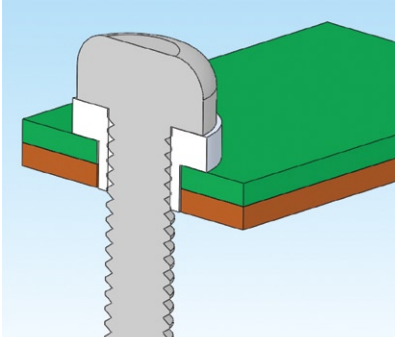
Mat'l: UL94 V2 Nylon 6/6, RMS-01* Color: Natural			Standard Pack: 1,000 per bag
For #4 (M3) Screw	For #6 (M3) Screw	For #8 (M4) Screw	
"B" = .26 (6.6) "C" = .125 (3.1) Ø Hole = .187±.003 (4.75±0.08)	"B" = 5/16 (7.9) "C" = .153 (3.9) Ø Hole = .234±.003 (5.94±0.08)	"B" = 5/16 (7.9) "C" = .169 (4.3) Ø Hole = .234±.003 (5.94±0.08)	"A" Spacer Height ±.015 (0.4)
SSRS4-2-01	-	-	1/8 (3.2)
SSRS4-3-01	-	-	3/16 (4.8)
SSRS4-4-01	SSRS6-4-01	SSRS8-4-01	1/4 (6.4)
SSRS4-5-01	SSRS6-5-01	SSRS8-5-01	5/16 (7.9)
SSRS4-6-01	SSRS6-6-01	SSRS8-6-01	3/8 (9.5)
SSRS4-7-01	SSRS6-7-01	SSRS8-7-01	7/16 (11.1)
SSRS4-8-01	SSRS6-8-01	SSRS8-8-01	1/2 (12.7)
SSRS4-10-01	SSRS6-10-01	SSRS8-10-01	5/8 (15.9)
-	SSRS6-12-01	SSRS8-12-01	3/4 (19.1)
-	SSRS6-14-01	SSRS8-14-01	7/8 (22.2)
-	SSRS6-16-01	SSRS8-16-01	1 (25.4)

*Available in UL94 V0 material by special order. To order, replace -01 with -19.

Top Hole: Locking: See Table
Panel Thickness: .062 (1.57)



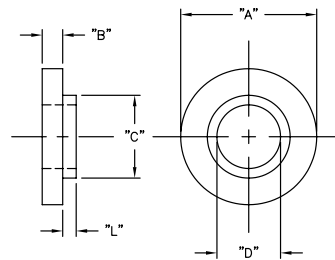
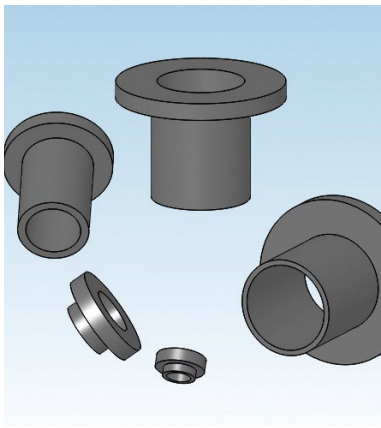
MNI Screw Insulator



Material: UL94 V2 Nylon 6/6 Color: Natural					Standard Pack: 1,000 per bag					
Part No.	Screw Size	"L"	"A"	"B"	"C"	"D"	Material			
MNI#2-2	#2 (M2)	.031 (0.8)	.181 (4.6)	.047 (1.2)	.120 (3)	.090 (2.3)	RMS-01			
MNI#2-4		.063 (1.6)			.118 (3)					
MNI#2-6		.093 (2.4)								
MNI#4-2	#4 (M2.5)	.031 (0.8)	.235 (6)		.047 (1.2)	.145 (3.7)		.115 (2.9)	RMS-01	
MNI#4-3		.046 (1.2)								
MNI#4-4		.063 (1.6)	.252 (6.4)			.140 (3.6)				.145 (3.7)
MNI#4-5		.084 (2.1)								
MNI#4-6		.093 (2.4)	.235 (6)							
MNI#4-8		.125 (3.2)								
MNI#4-10		.156 (4)								
MNI#4-12		.187 (4.7)								
MNI#4-16		.250 (6.4)								
MNI#4-24		.375 (9.5)								
MNI#5-3	#5 (M3)	.051 (1.3)	.370 (9.4)	.063 (1.6)		.236 (6)	.128 (3.3)	RMS-48		
MNI#6-2		.031 (0.8)								
MNI#6-4	#6 (M3.5)	.063 (1.6)	.290 (7.4)		.063 (1.6)	.170 (4.3)	.140 (3.6)	RMS-01		
MNI#6-6		.093 (2.4)								
MNI#6-8		.125 (3.2)								
MNI#6-12		.187 (4.7)								
MNI#6-16		.250 (6.4)								
MNI#6-24		.375 (9.5)								
MNI#6-32		.500 (12.7)								
MNI#8-2	#8 (M4)	.031 (0.8)	.344 (8.7)			.063 (1.6)	.205 (5.2)	.173 (4.4)	RMS-01	
MNI#8-4		.063 (1.6)								
MNI#8-6		.093 (2.4)								
MNI#8-8		.125 (3.2)								
MNI#8-12		.187 (4.7)								
MNI#8-16		.250 (6.4)								
MNI#8-24		.375 (9.5)								
MNI#8-32		.500 (12.7)								
MNI#10-2	#10 (M5)	.031 (0.8)	.399 (10.1)	.063 (1.6)	.260 (6.6)		.200 (5.1)	RMS-01		
MNI#10-4		.063 (1.6)								
MNI#10-6		.093 (2.4)								
MNI#10-8		.125 (3.2)								
MNI#10-12		.187 (4.7)								
MNI#10-16		.250 (6.4)								
MNI#10-24		.375 (9.5)								
MNI#10-32		.500 (12.7)								
MNI#1/4-2		1/4 (M6)			.031 (0.8)	.513 (13)	.065 (1.7)	.312 (7.9)	.260 (6.6)	RMS-01
MNI#1/4-4					.063 (1.6)					
MNI#1/4-6	.093 (2.4)									
MNI#1/4-12	.187 (4.7)									
MNI#1/4-16	.250 (6.4)									
MNI#1/4-24	.375 (9.5)									
MNI#1/4-32	.500 (12.7)									
MNI5/16-6	5/16 (M8)		.093 (2.4)	.620 (15.7)	.063 (1.6)			.360 (9.1)	.320 (8.1)	
MNI5/16-12		.187 (4.7)								
MNI5/16-16		.250 (6.4)								
MNI-M2.5-1.3	M2.5	.051 (1.3)	.248 (6.3)	.047 (1.2)		.138 (3.5)		.114 (2.9)	RMS-48	
MNI-M2.5-3.6		.142 (3.6)	.280 (7.1)	.059 (1.5)		.150 (3.8)		.110 (2.8)		
MNIM3-1.0	M3	.039 (1)	.347 (8.8)	.039 (1)		.122 (3.1)	.122 (3.1)	RMS-01		
MNIM3-1.3		.051 (1.3)		.047 (1.2)		.236 (6)	.126 (3.2)	.126 (3.2)	RMS-01	
MNIM3-2.5		.098 (2.5)		.280 (7.1)		.039 (1)	.150 (3.8)	.122 (3.1)	RMS-48	
MNIM3-3.5		.137 (3.5)							RMS-01	

Available by special order only.

MNI-HT High Temperature Screw Insulator



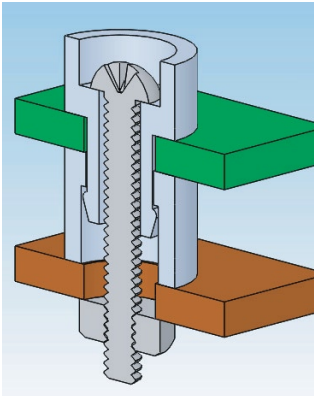
Material: UL94 V0 40% Glass Filled Polyphenylene Sulfide, RMS-50 Color: Black Serviceable to 266°F (130°C)					Standard Pack: 1,000 per bag		
Part No.	Thread	"L"	"A"	"B"	"C"	"D"	
MNI-HT#4-2	#4 (M3)	.031 (0.8)	.280 (7.1)	.047 (1.2)	.145 (3.7)	.118 (3)	
MNI-HT#4-220*		.032 (0.8)	.215 (5.5)	.040 (1)	.135 (3.4)	.116 (2.9)	
MNI-HT#10-6	#10 (M4.5)	.093 (2.4)	.399 (10.1)	.063 (1.6)	.260 (6.6)	.200 (5.1)	

*Design allows insertion in the tab of a TO-220 transistor.

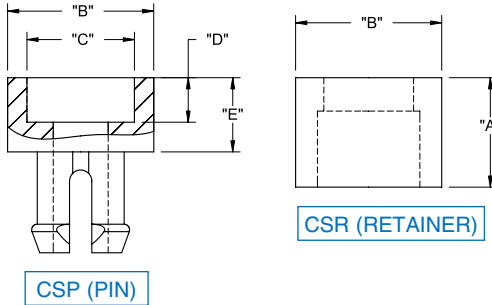
CIRCUIT BOARD HARDWARE

A

CSP & CSR Collar Spacer



Top Hole: See Table
Panel Thickness: .093 (2.36) Max.

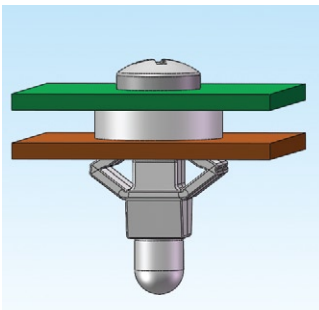


Bottom Hole: See Table

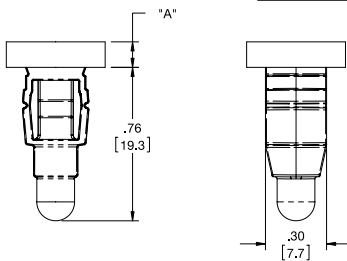
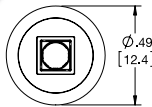
CSR Retainer	Mat'l: UL94 V2 Nylon 6/6, RMS-01 Color: Natural		
	Standard Pack: 1,000 per bag		
	"A"	"B"	Mating Pin (CSP) No.
CSR4-224-01	.224 (5.7)	.295 (7.5)	CSP4-01
CSR4-295-01	.295 (7.5)		
CSR4-394-01	.394 (10)		
CSR4-591-01	.591 (15)		
CSR4-787-01	.787 (20)		
CSR6-224-01	.224 (5.7)	.394 (10)	CSP6-01
CSR6-295-01	.295 (7.5)		
CSR6-394-01	.394 (10)		
CSR6-591-01	.591 (15)		
CSR6-787-01	.787 (20)		
CSR8-224-01	.224 (5.7)	.436 (11)	CSP8-01
CSR8-295-01	.295 (7.5)		
CSR8-394-01	.394 (10)		
CSR8-591-01	.591 (15)		
CSR8-787-01	.787 (20)		

CSP Pin	Mat'l: UL94 V2 Nylon 6/6, RMS-01 Color: Natural					
	Standard Pack: 1,000 per bag					
	"B"	"C" Dia.	"D" Ref.	"E" Ref.	Mounting Hole Dia. ±.003 (0.08)	Binding Head Type Screw Size
CSP4-01	.295 (7.5)	-	-	.10 (2.5)	.195 (5)	#4 (M2.5)
CSP6-01	.394 (10)	.29 (7.4)	.12 (3)	.20 (5.1)	.256 (6.5)	#6 (M3)
CSP8-01	.436 (11.1)	.33 (8.4)	.14 (3.6)	.22 (5.6)	.272 (6.9)	#8 (M4)

TFR Toggle Fixer



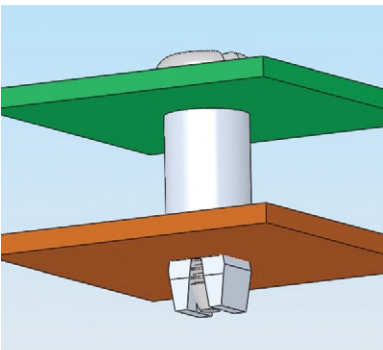
NEW



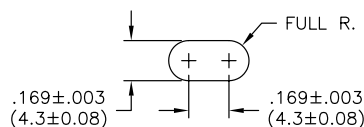
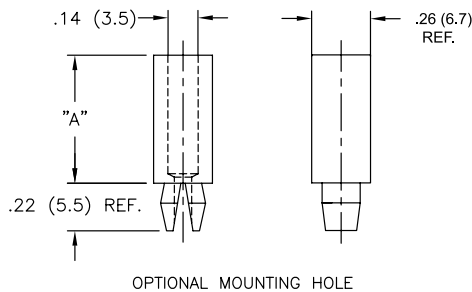
Standard Pack: 1000 per bag			
Material: UL94 V2 Nylon 6/6, RMS-01 Color: Natural	"A" ±0.12 (0.3)	Panel Thickness	Mounting Hole Ø
TFR-1	.031 (0.8)	.060 - .110 (1.5 - 2.8)	.315 ± .004 (8 ± 0.1) Square
TFR-2	.125 (3.2)	.020 - .110 (0.5 - 2.8)	
TFR-3	.189 (4.8)		

Accepts Metal Self-Tapping Screw Size #8 (4.2)

MSNE Spacer Nut



Top Hole: For a Metal #4 (2.9) Self-Tapping Screw

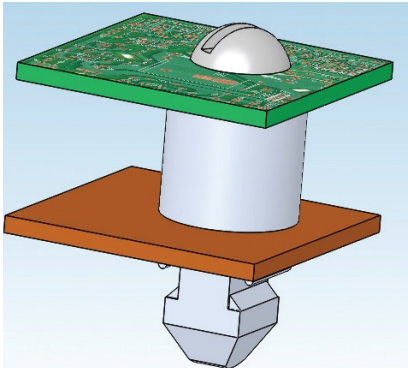


Bottom Hole: .169 ± .003 (4.3 ± 0.08) Square Hole.
 See also Optional Mounting Hole
Panel Thickness: 0.63 (1.6)

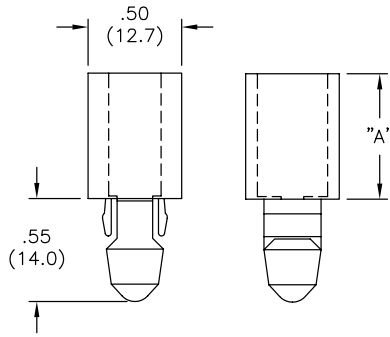
MSNE	Standard Pack: 1,000 per bag
Mat'l: Nylon 6/6, RMS-01* Color: Natural	"A" Standoff Height ± .015 (0.4)
MSNE-2-01	1/8 (3.2)
MSNE-4M-01	.16 (4)
MSNE-3-01	3/16 (4.8)
MSNE-6M-01	.24 (6)
MSNE-4-01	1/4 (6.4)
MSNE-5-01	5/16 (7.9)
MSNE-8M-01	.31 (8)
MSNE-6-01	3/8 (9.5)
MSNE-10M-01	.39 (10)
MSNE-12M-01	.47 (12)
MSNE-8-01	1/2 (12.7)
MSNE-10-01	5/8 (15.9)
MSNE-12-01	3/4 (19.1)
MSNE-16-01	1 (25.4)

*Available in UL94 V0 material by special order.
 To order, replace -01 with -19.

SN Spacer Nut



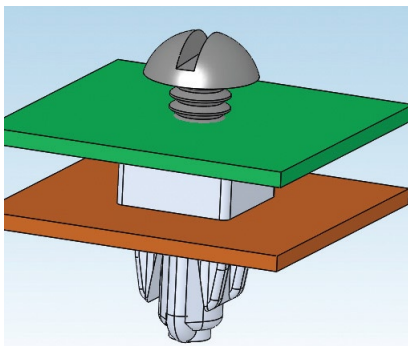
Top Hole: For a Metal #8 (4.2) Self-Tapping Screw



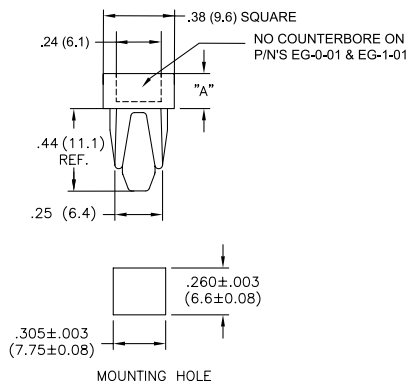
Bottom Hole: .312 (7.9) Square Hole
Panel Thickness: .062 (1.57)

Mat'l: Polycarbonate, RMS-03 Color: Clear	Standard Pack: 1,000 per bag
	"A" ±.015 (0.4)
SN-125	1/8 (3.2)
SN-187	3/16 (4.8)
SN-250	1/4 (6.4)
SN-312	5/16 (8)
SN-375	3/8 (9.5)
SN-500	1/2 (12.7)

EG Expansion Grommet



Top Hole: For #8 (4.2) or #10 (4.8)
Self-Tapping Sheet Metal Screw

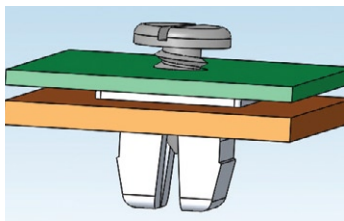


Panel Thickness: .020 - .076 (0.51 - 1.93)

Mat'l: Nylon 6/6, RMS-01* Color: Natural	Standard Pack: 1,000 per bag
	"A" Standoff Height ±.015 (0.4)
EG-0-01	1/32 (0.8)
EG-1-01	1/16 (1.6)
EG-2-01	1/8 (3.2)
EG-3-01	3/16 (4.8)
EG-4-01	1/4 (6.4)
EG-5-01	5/16 (7.9)
EG-6-01	3/8 (9.5)
EG-7-01	7/16 (11.1)
EG-8-01	1/2 (12.7)

*Available in UL94 V0 material by special order.
To order, replace -01 with -19.

SRS Self-Retaining Screw Grommet



Head Style 2

Head Style 1

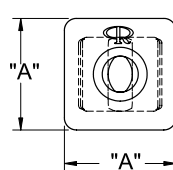
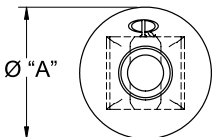
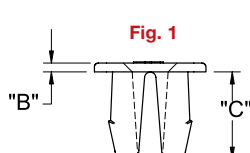
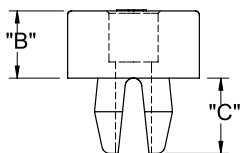


Fig. 2

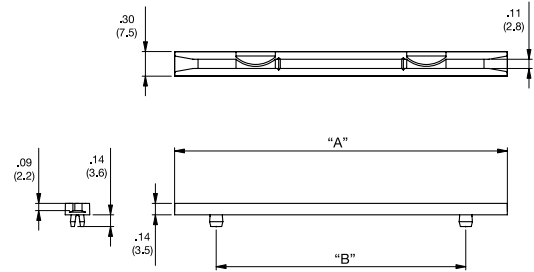
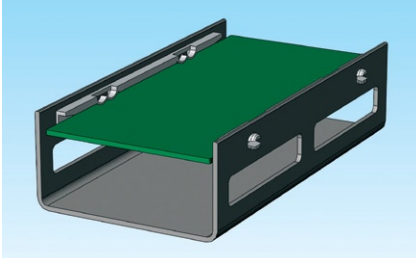
Fig. 1



SRS				Standard Pack: 1,000 per bag						
Mat'l: Nylon 6/6, RMS-01 Color: Natural	"A" Head Size	"B" Head Thickness	"C" Prong Length	Mounting Hole Size (Square)	Panel Thickness Range	Metal Self- Tapping Screw Size	Fig.	Head Style		
SRS6-04-01	.38x.38 (9.7x9.7)	.04 (1)	.280 (7.1)	.245-.255 (6.22-6.48)	.031-.125 (0.79-3.18)	#6 (3.5)	1	1		
SRSG-1D	.490 (12.4) Dia.	.240-.260 (6.1-6.6)		.281-.286 (7.14-7.26)	*.031-.109 (0.79-2.77)	#8 (4.2) or #10 (4.8)			2	2
SRSG-2D		.307-.317 (7.8-8.1)								
SRSG-3D		.360-.390 (9.1-9.9)								
SRSG-4D		.485-.515 (12.3-13.1)								
SRSG-5D		.610-.640 (15.5-16.3)								
SRSG-6D		.672-.702 (17.1-17.8)								
SRSG-7S	.405x.405 (10.3x10.3)	.028 - .038 (0.7 - 1)	.325 (8.3)	.275-.290 (6.99-7.37)	.031-.130 (0.79-3.3)	#8 (4.2) or #10 (4.8)	1	1		
SRSG-8S	.057 - .067 (1.4 - 1.7)	.280-.295 (7.11-7.49)		.031-.156 (0.79-3.96)	1				2	
SRSG-9D	.093-.103 (2.4-2.6)									
SRSG-10D	.125-.135 (3.2-3.4)									
SRSG-11D	.360-.390 (9.1-9.9)									

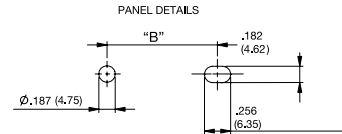
*At minimum panel thickness, part will only function with a #10 (4.8) screw.

MPCG Multi Panel Card Guide



Material: UL94 V0 Nylon 6/6, RMS-19 Color: Natural			Standard Pack: 500 per bag	
Part No.	"A" Ref.	"B"	Accepts PCB Thickness	Mounting Hole Panel Thickness
MPCG-250	2.5 (63.5)	1.5 (38.1)	.032-.079 (0.8-2)	.02-.079 (0.5-2)
MPCG-300	3.0 (76.2)	2.0 (50.8)		
MPCG-400	4.0 (101.6)	3.0 (76.2)		
MPCG-550	5.5 (139.7)	4.5 (114.3)		

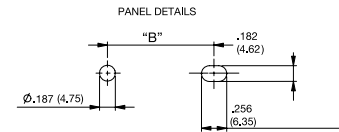
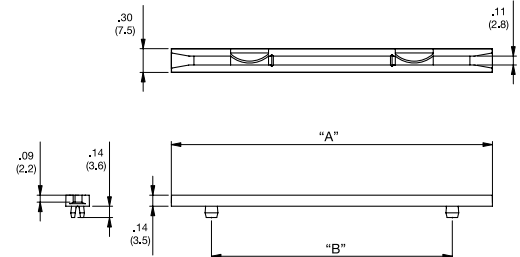
Available in black color by special order. To order, add BK to the end of the part number



MPCGCN ESD Card Guides



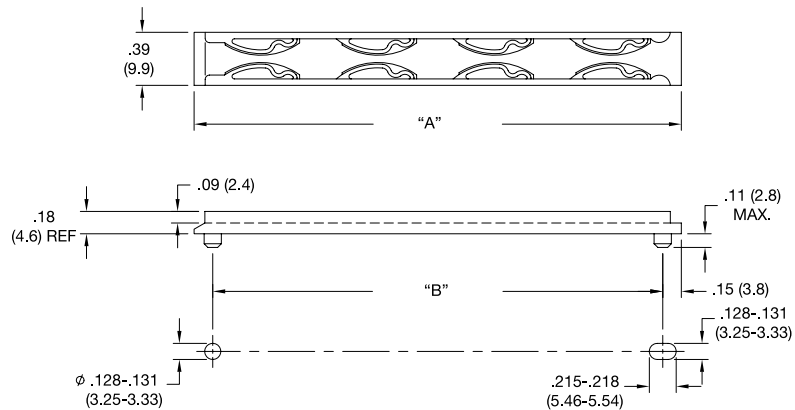
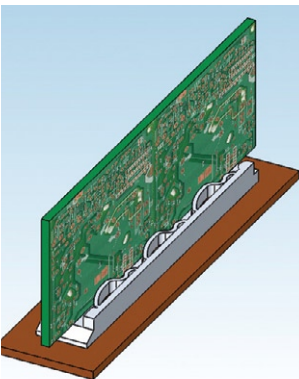
Material: Conductive Compound, Nylon 6, RMS-392 Color: Black			Standard Pack: 500 per bag	
Part No.	"A" Ref.	"B"	Accepts PCB Thickness	Mounting Hole Panel Thickness
MPCGCN-250	2.5 (63.5)	1.5 (38.1)	.032-.079 (0.8-2)	.02-.079 (0.5-2)
MPCGCN-300	3.0 (76.2)	2.0 (50.8)		
MPCGCN-400	4.0 (101.6)	3.0 (76.2)		
MPCGCN-550	5.5 (139.7)	4.5 (114.3)		



Features

- Molded from conductive compount material
- Provides surface resistivity of 10^3 OHM²
- Helps to protect static sensitive components from Electro Static Discharge

TRCG Tension Rack Card Guide



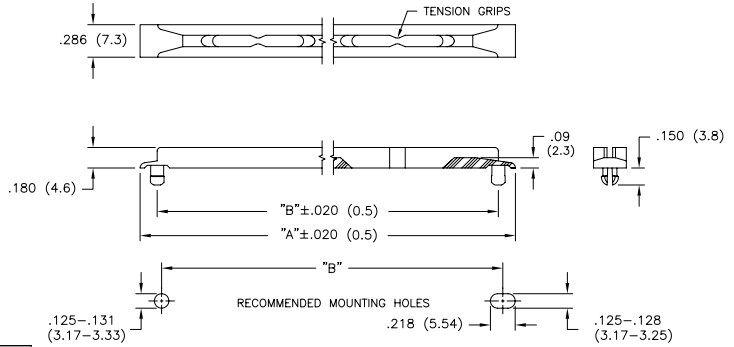
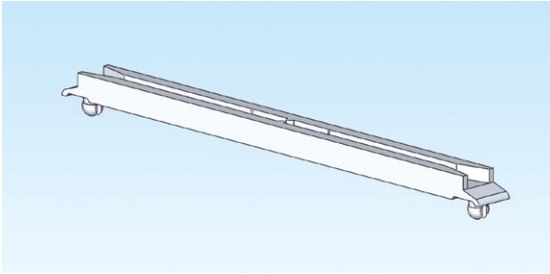
Mounts Into Holes Above

Material: UL94 V0 Polycarbonate, RMS-23			Color: Black	
Standard Pack: 500 per bag				
Part No.	"A"	"B"	Accepts PCB Thickness	Mounting Hole Panel Thickness
TRCG-2.500	2.50 (63.5)	2.2 (55.9)	.050 - .087 (1.3 - 2.2)	.06 - .07 (1.5 - 1.8)
TRCG-3.300	3.30 (83.8)	3 (76.2)		
TRCG-3.925	3.93 (99.7)	3-5/8 (92.1)		
TRCG-6.675	6.68 (169.6)	6-3/8 (161.9)		

CARD GUIDES & PULLERS

TCG

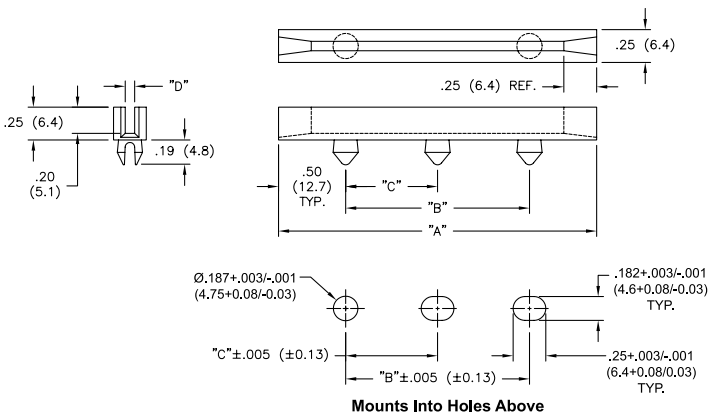
Tension Card Guide



Mat'l: UL94 V0 Polycarbonate, RMS-23				Color: Black	
Standard Pack: 500 per bag					
Part No.	"A"	"B"	Number of Grips	Accepts PCB Thickness	Mounting Hole Panel Thickness
TCG1-2.500-23	2.500 (63.5)	2.200 (55.9)	1	.062 (1.6)	.062 (1.6)
TCG1-3.300-23	3.300 (83.8)	3.000 (76.2)	2		
TCG1-3.925-23	3.925 (99.7)	3.625 (92.1)	4		
TCG1-6.675-23	6.675 (169.5)	6.375 (161.9)	4		

RDC

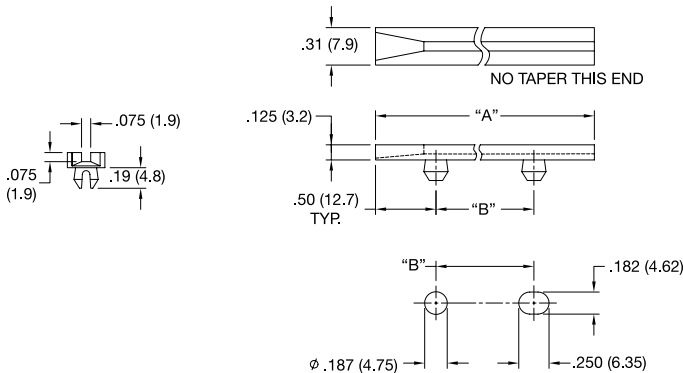
Deep Channel Card Guide



Material: UL94 V0 Nylon 6/6, RMS-66					Color: Black	
Standard Pack: 500 per bag						
Part No.	"A" Ref	"B"	"C"	"D"	Accepts PCB Thickness	Mounting Hole Panel Thickness
RDC-250	2.5 (63.5)	1.5 (38.1)	-	.080 (2)	1/16 (1.6)	.047 - .090 (1.2 - 2.3)
RDC-450	4.5 (114.3)	3.5 (88.9)				
RDC-600	6.0 (152.4)	5.0 (127)				
RDC-800	8.0 (203.2)	7.0 (177.8)	3.5 (88.9)	.102 (2.6)	3/32 (2.4)	
RDC-450-102	4.5 (114.3)	3.5 (88.9)				
RDC-600-102	6.0 (152.4)	5.0 (127)	-	.132 (3.4)	1/8 (3.2)	
RDC-800-102	8.0 (203.2)	7.0 (177.8)	3.5 (88.9)			
RDC-450-130	4.5 (114.3)	3.5 (88.9)	-	.132 (3.4)	1/8 (3.2)	
RDC-600-130	6.0 (152.4)	5.0 (127)				
RDC-800-130	8.0 (203.2)	7.0 (177.8)	3.5 (88.9)			

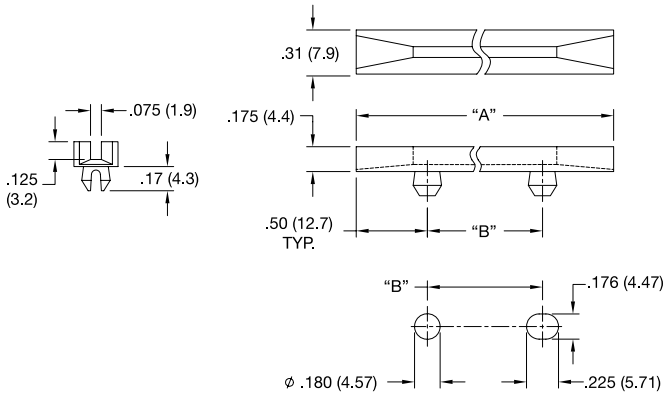
RSFS

Snap-In Card Guide



Mat'l: UL94 V2 Nylon 6/6, RMS-48 Color: Natural				
Standard Pack: 500 per bag				
Part No.	"A"	"B"	Accepts PCB Thickness	Mounting Hole Panel Thickness
RSFS-250	2.5 (63.5)	1.5 (38.1)	.062 (1.6)	.047 - .090 (1.2 - 2.3)
RSFS-300	3.0 (76.2)	2.0 (50.8)		
RSFS-350	3.5 (88.9)	2.5 (63.5)		
RSFS-400	4.0 (101.6)	3.0 (76.2)		
RSFS-450	4.5 (114.3)			
RSFS-451	4.5 (114.3)	3.5 (88.9)		
RSFS-500	5.0 (127)	4.0 (101.6)		
RSFS-550	5.5 (139.7)	4.5 (114.3)		
RSFS-600	6.0 (152.4)	5.0 (127.0)		
RSFS-700	7.0 (177.8)	6.0 (152.4)		
RSFS-800	8.0 (203.2)	7.0 (177.8)		

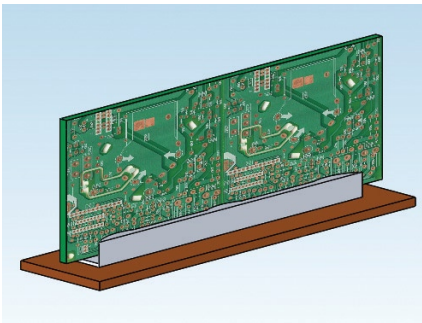
RSDC Snap-In Card Guide



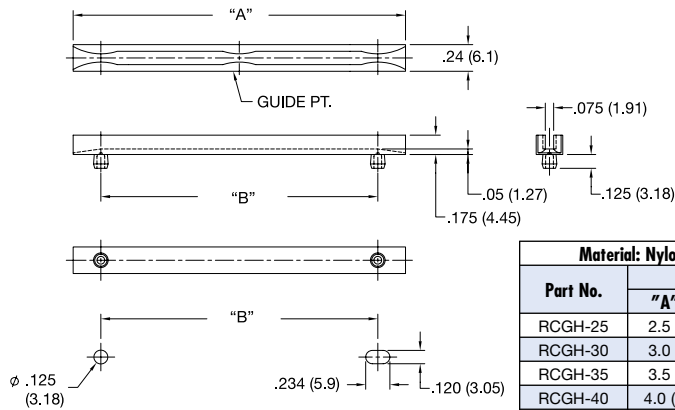
Mounts Into Holes Above

Material: UL94 V2 Nylon 6/6, RMS-48			Color: Natural	
Standard Pack: 500 per bag				
Part No.	"A" Ref.	"B"	Accepts PCB Thickness	Mounting Hole Panel Thickness
RSDC-250	2.5 (63.5)	1.5 (38.1)	.062 (1.6)	.047 - .090 (1.2 - 2.3)
RSDC-300	3.0 (76.2)	2.0 (50.8)		
RSDC-350	3.5 (88.9)	2.5 (63.5)		
RSDC-400	4.0 (101.6)	3.0 (76.2)		
RSDC-450	4.5 (114.3)	3.5 (88.9)		
RSDC-500	5.0 (127)	4.0 (101.6)		
RSDC-550	5.5 (139.7)	4.5 (114.3)		
RSDC-600	6.0 (152.4)	5.0 (127)		
RSDC-650	6.5 (164.1)	5.5 (139.7)		
RSDC-700	7.0 (177.8)	6.0 (152.4)		
RSDC-750	7.5 (190.5)	6.5 (165.1)		
RSDC-800	8.0 (203.2)	7.0 (177.8)		

RCGH Rack Card Guide Type H



Accepts PCB: .062 (1.6)

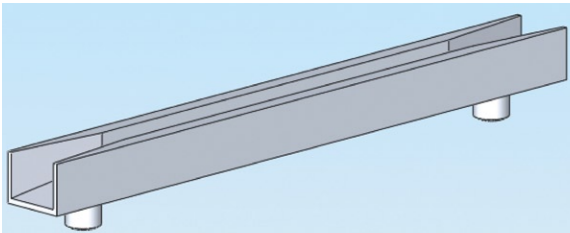


Mounts Into Holes Above
Mounts Into Panel: .062 (1.6)

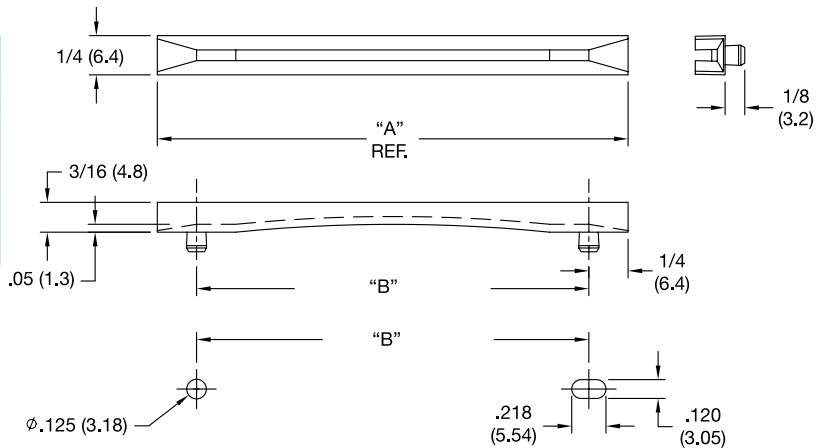
Material: Nylon 6/6, RMS-01* • Color: Natural			
Standard Pack: 500 per bag			
Part No.	"A" Ref.	"B"	Guide PT.
RCGH-25	2.5 (63.5)	2.0 (50.8)	2
RCGH-30	3.0 (76.2)	2.5 (63.5)	3
RCGH-35	3.5 (88.9)	3.0 (76.2)	3
RCGH-40	4.0 (101.6)	3.5 (88.9)	4
RCGH-45	4.5 (114.3)	4.0 (101.6)	4
RCGH-50	5.0 (127)	4.5 (114.3)	4
RCGH-55	5.5 (139.7)	5.0 (127)	5
RCGH-60	6.0 (152.4)	5.5 (139.7)	5

*Available in UL94 V0 material by special order.

RCG Rack Card Guide



Accepts PCB: .062 (1.6)



Mounts Into Holes Above
Mounts Into Panel: .062 (1.6)

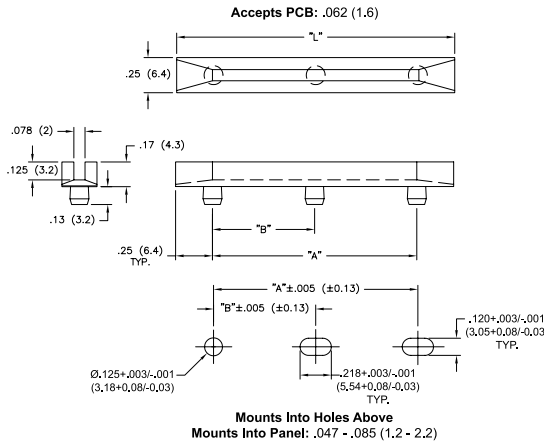
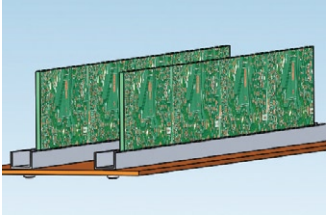
Material: Nylon 6/6, RMS-01* Color: Natural		
Part No.	Standard Pack: 500 per bag	
	"A"	"B"
RCG-1	3.0 (76.2)	2.5 (63.5)
RCG-2	4.0 (101.6)	3.5 (88.9)
RCG-3	6.0 (152.4)	5.5 (139.7)
RCG-4	8.5 (215.9)	8.0 (203.2)

*Available in UL94 V0 material by special order.

CARD GUIDES & PULLERS

RN

Narrow Card Guide

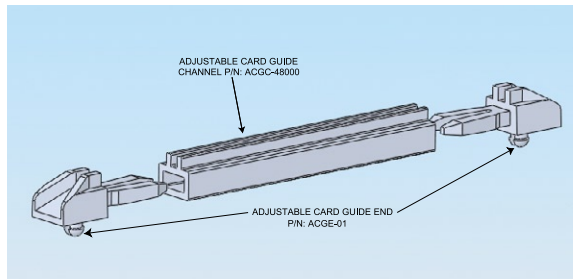
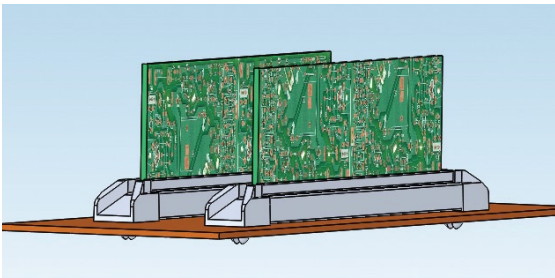


RN		Standard Pack: 500 per bag	
Mat'l: Nylon 6/6, RMS-48* Color: Natural	"L" $\pm .03$ (0.8)	"A" $\pm .024$ (0.6)	"B" $\pm .016$ (0.4)
RN-250-2	2.5 (63.5)	2.0 (50.8)	-
RN-300-2	3.0 (76.2)	2.5 (63.5)	-
RN-350-2	3.5 (88.9)	3.0 (76.2)	-
RN-400-2	4.0 (101.6)	3.5 (88.9)	-
RN-450-2	4.5 (114.3)	4.0 (101.6)	-
RN-500-2	5.0 (127)	4.5 (114.3)	-
RN-550-2	5.5 (139.7)	5.0 (127)	-
RN-600-2	6.0 (152.4)	5.5 (139.7)	-
RN-650-2	6.5 (164.1)	6.0 (152.4)	-
RN-700-3	7.0 (177.8)	6.5 (164.1)	3.25 (82.2)
RN-750-3	7.5 (190.5)	7.0 (177.8)	3.5 (88.5)
RN-800-3	8.0 (203.2)	7.5 (190.5)	3.75 (94.9)
RN-850-3	8.5 (215.9)	8.0 (203.2)	4.0 (101.6)

**Available in UL94 V0 material by special order only.*

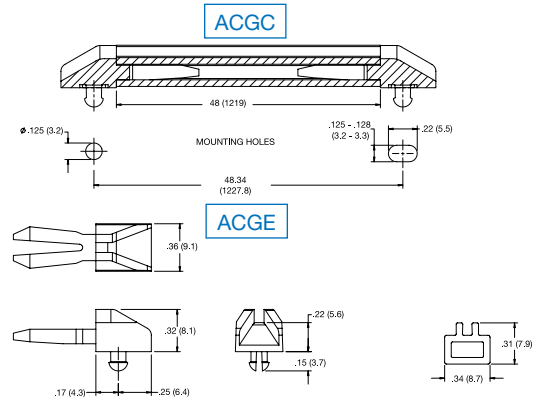
ACGC/ACGE

Adjustable Card Guide



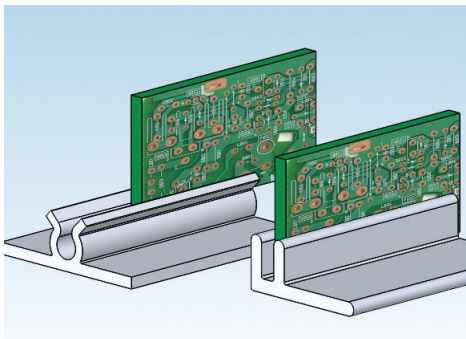
Part No.	Description	Material	Color	Standard Pack	Accepts PCB Thickness	Mounting Hole Panel Thickness
ACGE-01	End Pieces	UL94 V2 Nylon 6/6, RMS-01	Natural	100 per bag	.062 (1.6)	.062 (1.6)
ACGC-4800	Channel	UL94 V0 PVC, RMS-04		100 feet: 25 pieces x 48" (25 pieces x 1,219mm)		

ACGC available in custom lengths by special order.

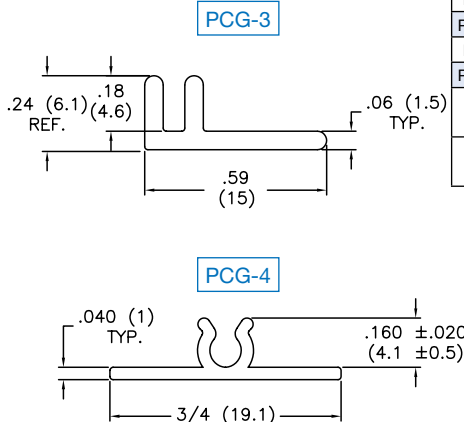


PCG

Printed Circuit Guide



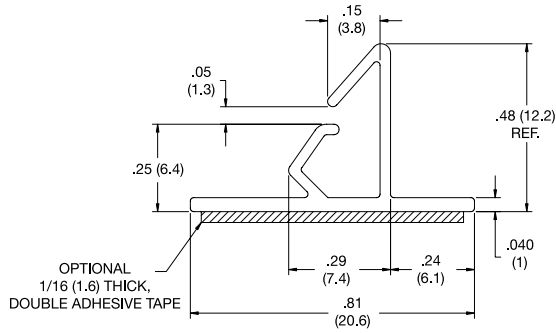
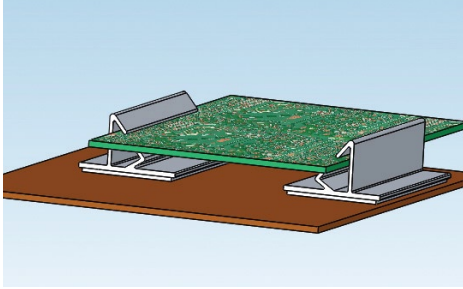
Accepts PCB: .062 (1.6)



Part No.	Material	Adhesive
PCG-3-48	ABS, RMS-09 Color: Gray	N/A
PCG-3A-48	ABS, RMS-09 Color: Gray	Acrylic, RMS-15
PCG-4-48	PVC, RMS-04 Color: Gray	N/A
PCG-4A-48	PVC, RMS-04 Color: Gray	Acrylic, RMS-15

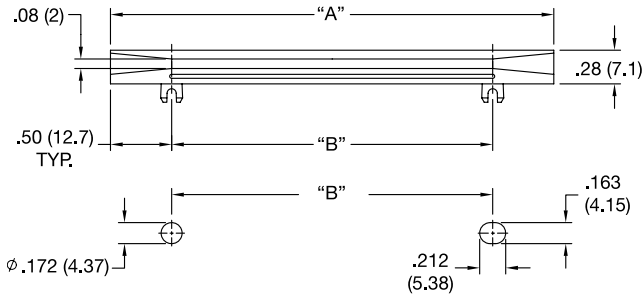
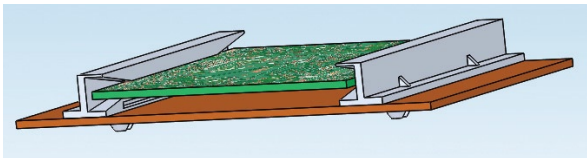
Standard Pack: 100 feet: 25 pieces x 48",
(25 pieces x 1,219.2mm) lengths
Custom cut lengths and/or drilling is
available by special order.

BMS Board Mounting Strip



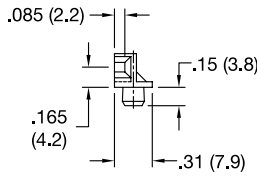
Part No.	Material	Adhesive
BMS-S-48	PVC, RMS-04 Color: Black	N/A
BMS-SA-48	PVC, RMS-04 Color: Black	Acrylic, RMS-15
Standard Pack: 100 feet: 25 pieces x 48", (25 pieces x 1,219.2mm) lengths		
Custom cut lengths are available by special order.		

RSSHG Single Sided Horizontal Card Guide

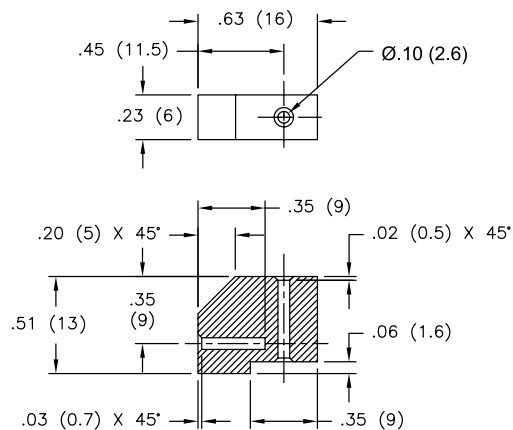
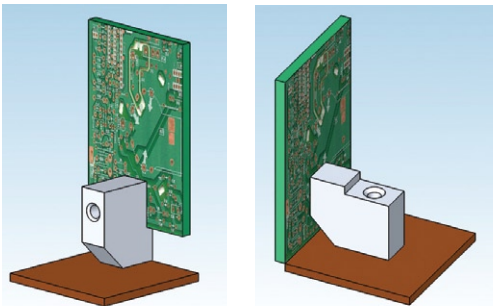


Mounts Into Holes Above

Mat'l: UL94 V0 Nylon 6/6, RMS-66			Color: Black	
Standard Pack: 500 per bag				
Part No.	"A"	"B"	Accepts PCB Thickness	Mounting Hole Panel Thickness
RSSHG-201-165	2.0 (50.8)	1.0 (25.4)	.062 (1.6)	.047 - .090 (1.2 - 2.3)
RSSHG-251-165	2.5 (63.5)	1.5 (38.1)		
RSSHG-301-165	3.0 (76.2)	2.0 (50.8)		
RSSHG-351-165	3.5 (88.9)	2.5 (63.5)		
RSSHG-401-165	4.0 (101.6)	3.0 (76.2)		
RSSHG-451-165	4.5 (114.3)	3.5 (88.9)		
RSSHG-501-165	5.0 (127)	4.0 (101.6)		
RSSHG-601-165	6.0 (152.4)	5.0 (127)		

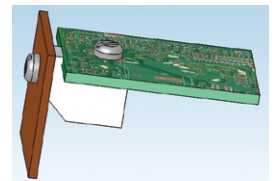


PCB-MB-01 Printed Circuit Board Mounting Block



Mounts Holes: Accepts a self-tapping screw

Standard Pack: 1,000 per bag
Mat'l: Nylon 6/6, RMS-01* Color: Natural
*Available in UL94 V0 material by special order. To order, replace -01 with -19.



CARD GUIDES & PULLERS

VMCG

Vertical Mount Card Guides

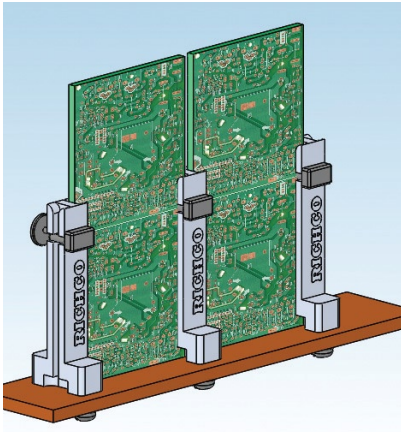
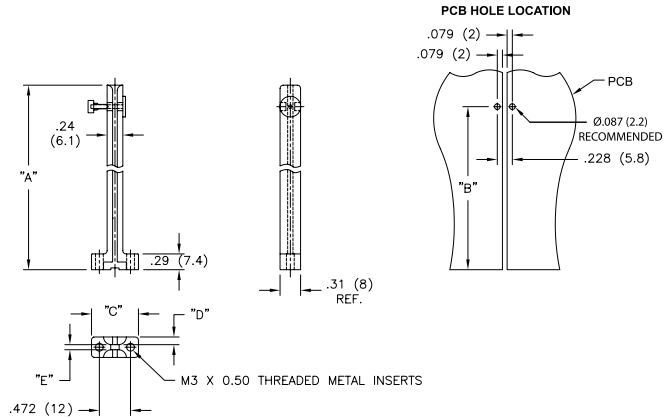


Fig. 1



Features

- Includes mounting hardware: screw, washer and lockwasher

Fig. 2

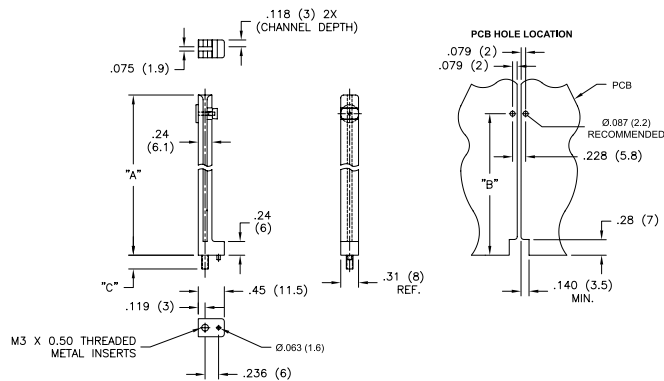
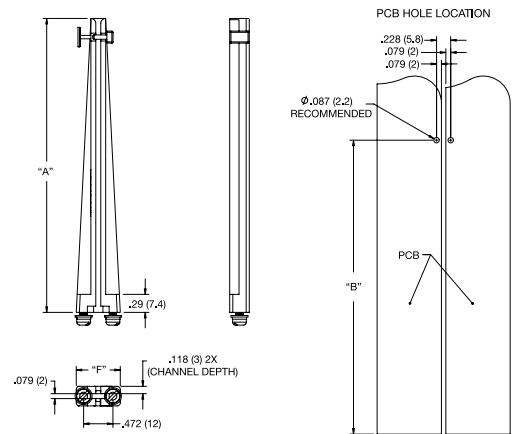


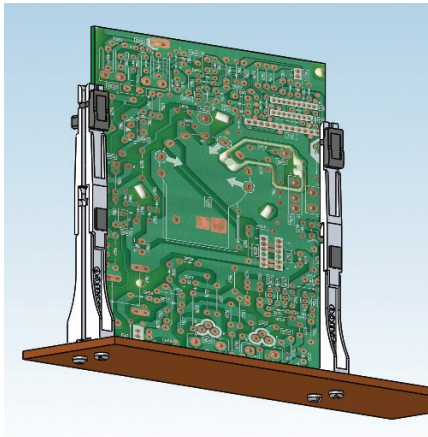
Fig. 3



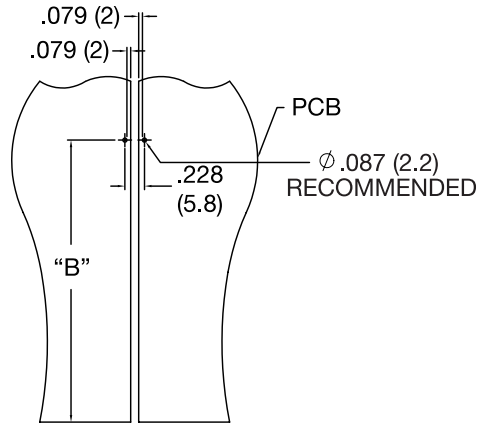
Mat'l: Card Guide: GF Nylon 6, RMS-38; Color: Grey; Locking Mechanism: HDPE, RMS-284; Color: Black, Metal Pin: Stainless Steel, RMS-228; Screws and Washers: Stainless Steel, RMS-228; Threaded Insert: Brass, RMS-231									
Standard Pack: 100 per bag									
Part No.	"A"	"B"	"C"	"D"	"E"	"F"	Type	Accepts PCB Thickness	Mounting Hole Panel Thickness
VMCG-50-MPBK-K	1.83 (46.5)	1.67 (42.3)	.71 (18)	.104 (2.6)	.105 (2.7)	-	1	.062 (1.6)	Up to .125 (3.18) with M3 Screw (provided)
VMCG-65-MPBK-K	2.56 (65.0)	2.22 (56.5)	.71 (18)	.118 (3)	.079 (2)	-	2		
VMCG-70-MPBK-K	2.76 (70.1)	2.44 (62.5)	.22 (5.6)	-	-	-	1		
VMCG-90-MPBK-K	3.54 (90)	3.21 (81.5)	.71 (18)	.118 (3)	.079 (2)	-	2		
VMCG-100-MPBK-K	3.94 (100)	3.62 (92)	.35 (8.9)	-	-	-	1		
VMCG-135-MPBK-K	5.31 (135)	4.98 (126.5)	.75 (19)	.118 (3)	.079 (2)	-	3		
VMCG-160-MPBK-K	6.30 (160)	4.43 (112.5)	.75 (19)	-	-	.71 (18)	1		
VMCG-320-MPBK-K	4.73 (120)		-	-	-	-	1		
VMCG-330-MPBK-K	4.73 (120)		.71 (18)	.118 (3)	.079 (2)	-	3		
VMCG-360-MPBK-K	6.30 (160)	-	-	-	-	.75 (19)	3		

VMCGN

Vertical Mount Card Guides

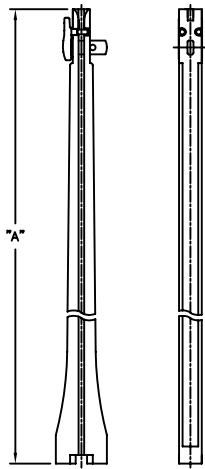


PCB Hole Location

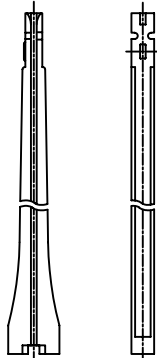


B

**Fig. 1
Base**



**Fig. 2
Base**



**Fig. 3
Extension**

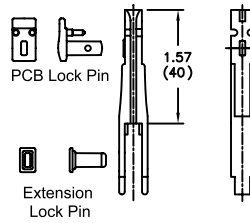
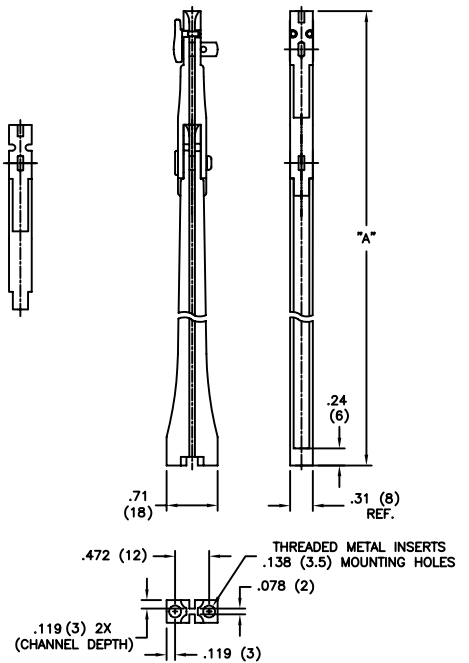


Fig 2 + Fig. 3 Assembly



Mat'l: Card Guide: UL94 V0 Polystyrene, RMS-117, Color: Blue; Locking Mechanism: Acetal, RMS-39, Color: White; Screws and Washers: Stainless Steel, RMS-228; Threaded Insert: Brass, RMS-231					
Standard Pack: 100 per bag					
Part No.	"A"	"B"	Threaded Insert	Fig	Accepts PCB Thickness
VMCGN-065-M3-LSWT-K	2.56 (65.0)	2.24 (57)	M3	1	.079 (2)
VMCGN-065-4/40-LSWT			4/40		
VMCGN-105-M3-LSWT-K	4.13 (105)	3.82 (97)	M3	2 + 3	
VMCGN-105-4/40-LSWT			4/40		
VMCGN-120-M3-LSWT-K	4.72 (120)	4.41 (112)	M3	1	
VMCGN-120-4/40-LSWT			4/40		
VMCGN-160-M3-LSWT-K	6.30 (160)	5.98 (152)	M3	2 + 3	
VMCGN-160-4/40-LSWT			4/40		

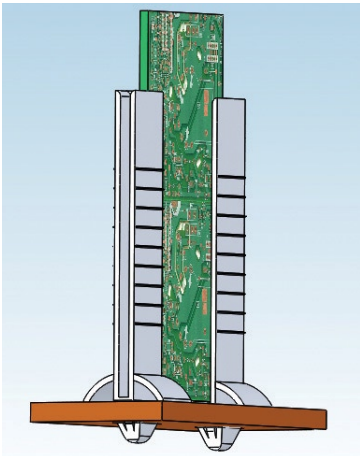
Part numbers ending in -K include M3 threaded scrow, washer and lock washer mounting hardware

CARD GUIDES & PULLERS

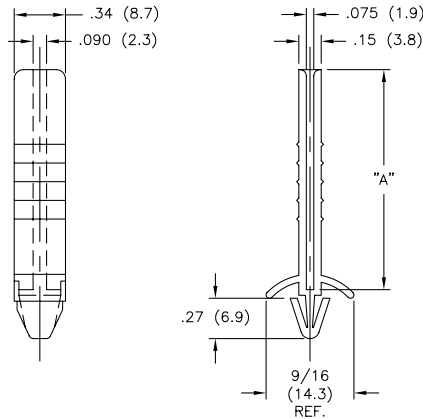
B

CBG

Circuit Board Guide



Accepts PCB: .062 (1.6)

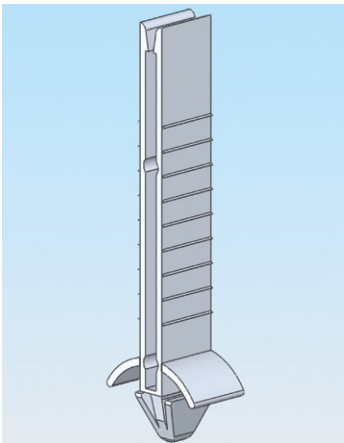


Mounts Into Hole: Snap-lock into rectangular hole
 .175±.003 (4.4±0.08) X .310±.003 (7.9±0.08)
Mounts Into Panel: .030 - .070 (0.8 - 1.8)

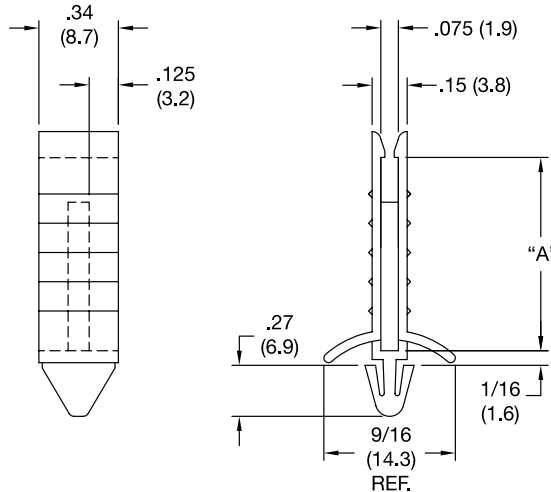
Standard Pack: 100 per bag	
Mat'l: Nylon 6/6, RMS-01* Color: Natural	"A" ± .015 (±0.4)
CBG-1-01	1.0 (25.4)
CBG-1.5-01	1.5 (38.1)
CBG-2-01	2.0 (50.8)
CBG-3-01	3.0 (76.2)
*Available in UL94 V0 material by special order. To order, replace -01 with -19.	

LCBG

Locking Circuit Board Guide



Accepts PCB: .062 (1.6)

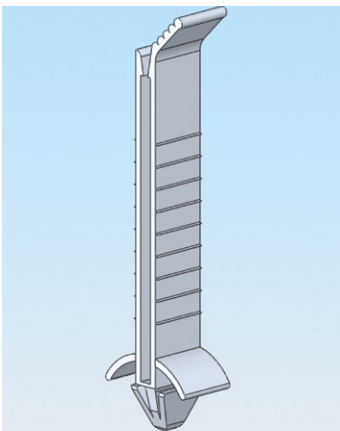


Mounts Into Hole: Snap-lock into rectangular hole
 .175 ± .003 (4.45 ± 0.08) x .310 ± .003 (7.87 ± 0.08)
Mounts Into Panel: .030 - .070 (0.76 - 1.78)

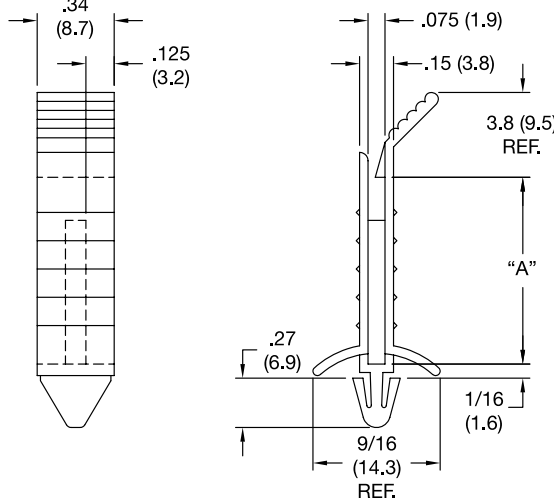
Standard Pack: 100 per bag	
Mat'l: Nylon 6/6, RMS-01* Color: Natural	"A" ± .010 (0.25)
LCBG-1-01	.880 (22.4)
LCBG-1.5-01	1.375 (34.9)
LCBG-2-01	1.870 (47.5)
LCBG-3-01	2.875 (73)
*Available in UL94 V0 material by special order. To order, replace -01 with -19.	

LCBG-T

Locking Circuit Board Guide



Accepts PCB: .062 (1.6)

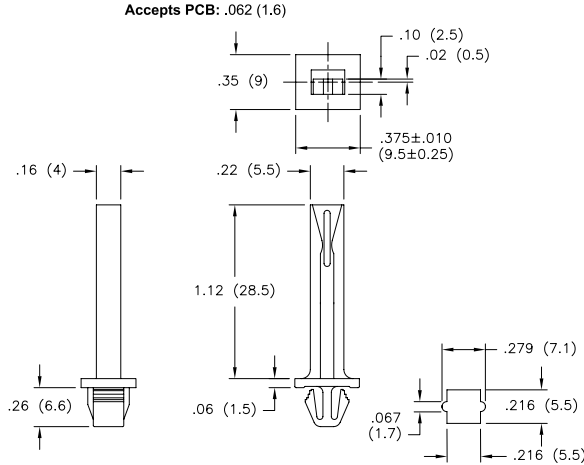
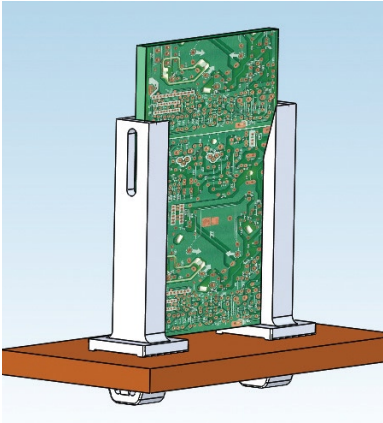


Mounts Into Hole: Snap-lock into rectangular hole
 .175 ± .003 (4.45 ± 0.08) x .310 ± .003 (7.87 ± 0.08)
Mounts Into Panel: .030 - .070 (0.76 - 1.78)

Standard Pack: 100 per bag	
Mat'l: Nylon 6/6, RMS-01* Color: Natural	"A" ± .010 (0.25)
LCBG-1T-01	.880 (22.4)
LCBG-1.5T-01	1.375 (34.9)
LCBG-2T-01	1.870 (47.5)
LCBG-3T-01	2.875 (73)
*Available in UL94 V0 material by special order. To order, replace -01 with -19.	

CARD GUIDES & PULLERS

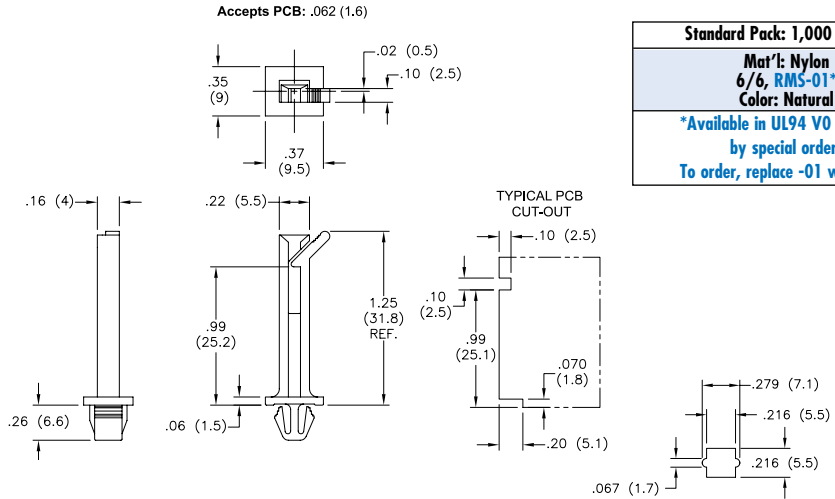
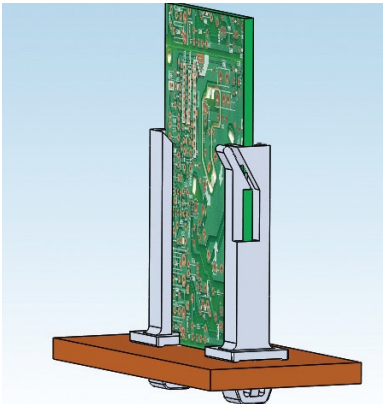
VMCGE-30M-01 Vertical Mount Guide



Standard Pack: 1,000 per bag
Mat'l: Nylon 6/6, RMS-01* Color: Natural
*Available in UL94 V0 material by special order. To order, replace -01 with -19.

Mounts Into Hole: Snap-lock into above dimensions ±.003 (0.08)
 Mounts Into Panel: .047 - .071 (1.2 - 1.8)

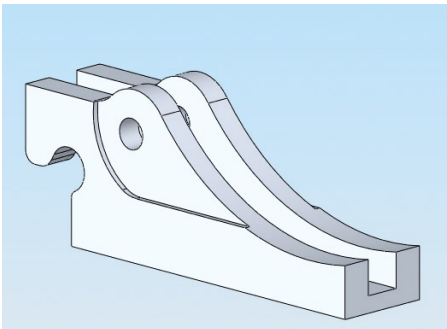
VMCGLE-31M-01 Vertical Mount Guide Latched



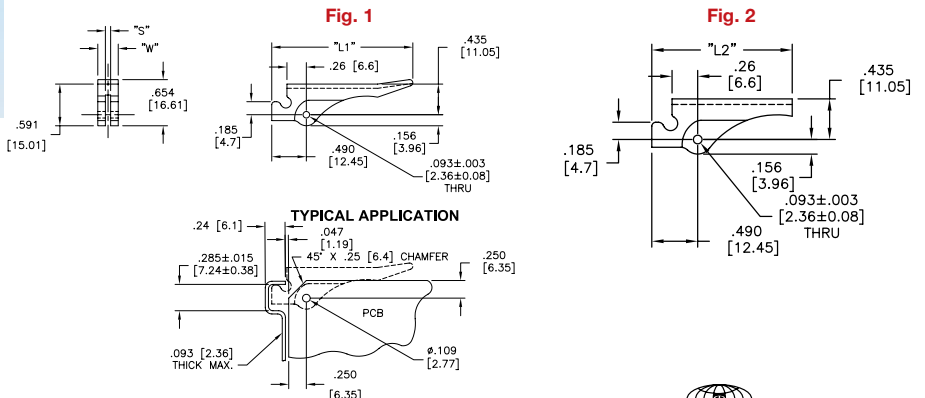
Standard Pack: 1,000 per bag
Mat'l: Nylon 6/6, RMS-01* Color: Natural
*Available in UL94 V0 material by special order. To order, replace -01 with -19.

Mounts Into Hole: Snap-lock into dimensions above, ±.003 (0.08)
 Mounts Into Panel: .047 - .071 (1.2 - 1.8)

R1107 Inserter/Extractor

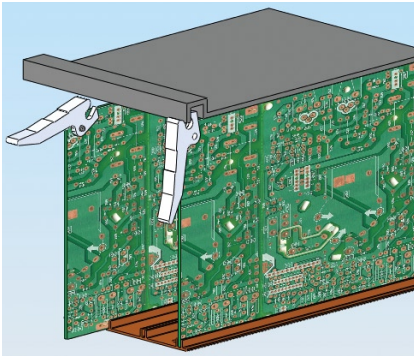


Mat'l: UL94 V0 Glass Filled Nylon 11, RMS-222						Color: Natural	
Standard Pack: 100 per bag							
Part No.	"S"	"W"	"L1"	"L2"	PCB Thickness	Fig	Roll Pin (RRP) Supplied, RMS-224
R1107-062	.075 (1.9)	.29 (7.4)	2.0 (50.8)	-	.062 (1.6)	1	RRP-250
R11073-062		.35 (8.9)			.093 (2.4)		RRP-312
R11073-093	.100 (2.5)	.29 (7.4)	-	1.5 (38.1)	.062 (1.6)	2	RRP-250
R110710-062	.075 (1.9)				.093 (2.4)		RRP-312
R1107310-093	.100 (2.5)	.35 (8.9)					



CARD GUIDES & PULLERS

R1001/R1002/R1209 Inserters/Extractor



Material: UL94 V2 Nylon 6/6, RMS-48, Color: Natural

Part No.	Standard Pack: 100 per bag			Fig.	Roll Pin
	"S"	PCB Thickness			
R1001-062	.075 (1.9)	.062 (1.6)	1	RRP-250	
R1002-093	.100 (2.5)	.093 (2.4)			
R1209-062	.075 (1.9)	.062 (1.6)	2	RRP-375	
R1209-093	.100 (2.5)	.093 (2.4)			

Fig. 1

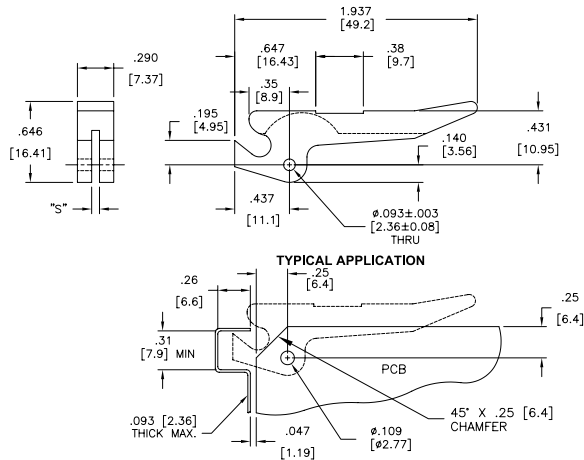
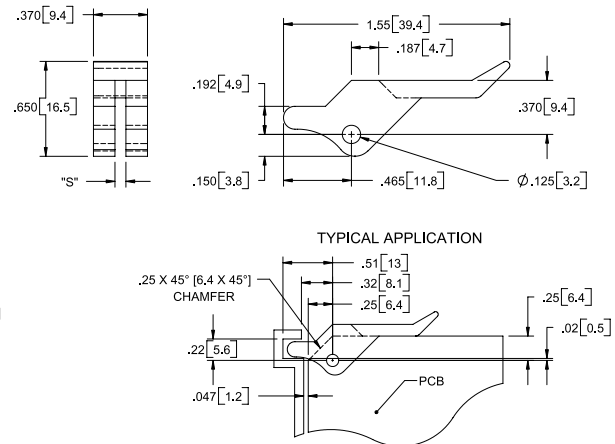
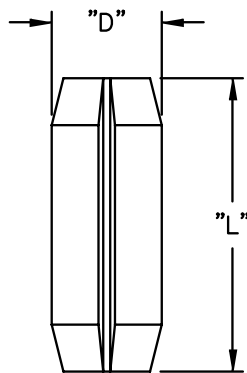
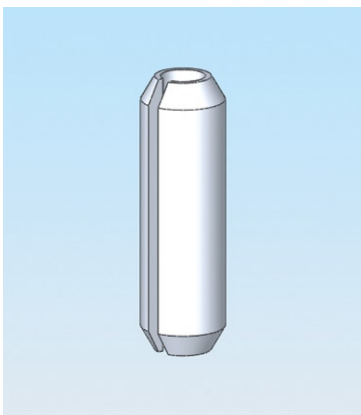


Fig. 2

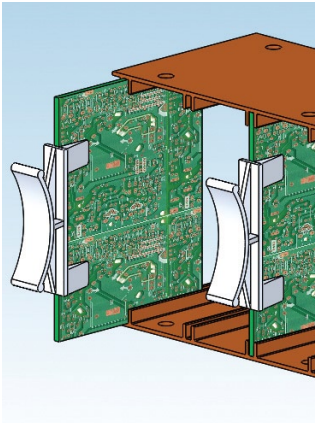


RRP Round Roll Pins

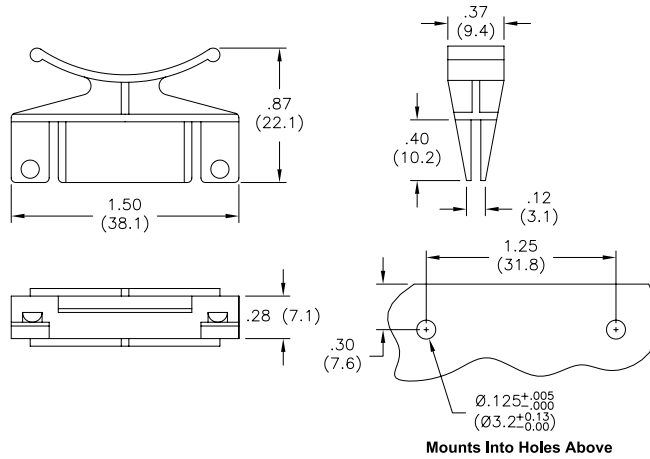


Mat'l: Passivated Stainless Steel per MIL-P-10971, RMS-224		Standard Pack: 100 per bag
Part No.	"D"	"L"
RRP-250	.093 (2.4)	.250 (6.4)
RRP-312		.312 (8)
RRP-375		.375 (9.5)
Roll Pins for use with the following card ejectors, inserters/extractors:		
RRP-250	RRP-312	RRP-375
RCP-06	RCP-46	R1209-062
RCP-09	RCP-56	R1209-093
RCP-26	R11073-062	
RCP-36	R11073-093	
RCP-66	R11073-125	
RCP-86	R1107310-062	
RCP-89	R1107310-093	
R1001-062	R1107310-125	
R1002-093		
R1007-062		
R110710-062		

CCP-1-01 Circuit Board Puller



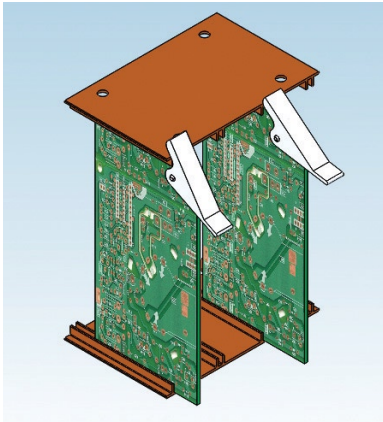
Mounts Into PCB: Snap-fit onto .062 (1.6)



Standard Pack: 500 per bag
Mat'l: Nylon 6/6, RMS-01*
Color: Natural
<i>*Available in UL94 V0 material by special order.</i>
To order, replace -01 with -19.

Mounts Into Holes Above

RCP Card Ejector



All RCP Series Parts
Mount Into Hole Below
See Table for Panel
Thicknesses Accepted

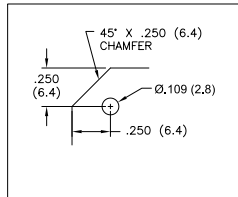


Fig. 1

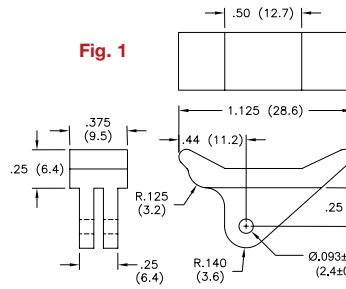


Fig. 2

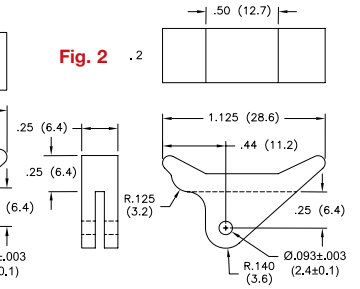


Fig. 3

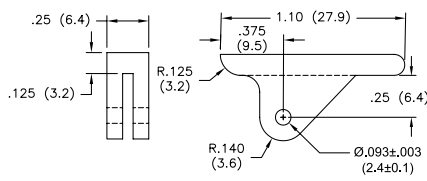


Fig. 4

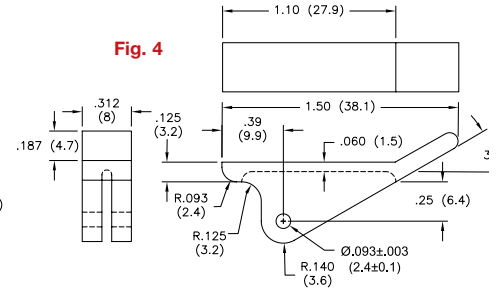


Fig. 5

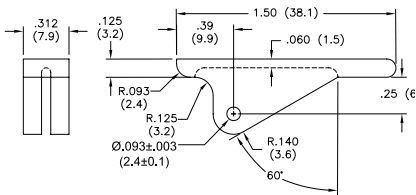


Fig. 6

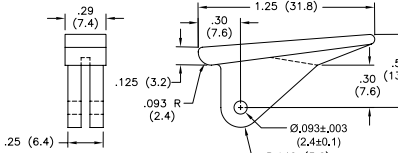
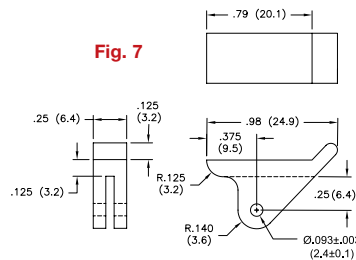


Fig. 7



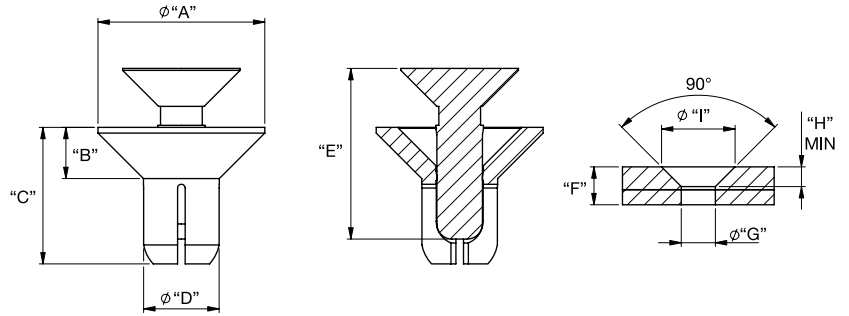
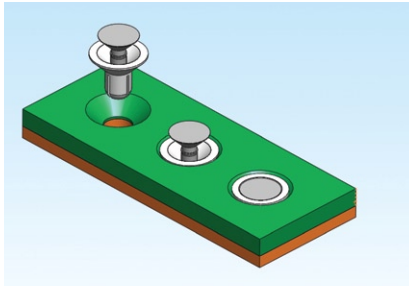
Mat'l: UL94 V2 Nylon 6/6, RMS-48		Color: White	
Standard Pack: 500 per bag			
Part No.	Card Thickness	Fig.	Roll Pin (RRP) Supplied, RMS-224
RCP-06	.062 (1.6)	1	RRP-250
RCP-09	.093 (2.4)		
RCP-26	.062 (1.6)	2	
RCP-36		3	
RCP-46		4	
RCP-56		5	
RCP-66	6	RRP-312	
RCP-86	7		
RCP-89	.093 (2.4)	7	RRP-250

RIVETS, SCREWS, WASHERS & NUTS

SRCS

Countersunk Snap Rivets

NEW



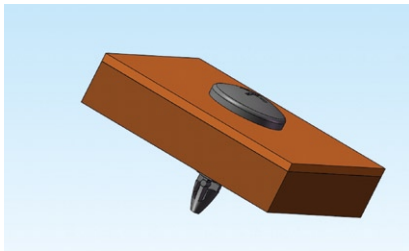
Part No.		Material: UL94 V2 Nylon 6, RMS-52					Standard Pack: 1,000 per bag				
Color: Black	Color: White	"A"	"B"	"C"	"D"	"E"	Total Holding Thickness "F"	Hole Dia. "G"	"H"	"I"	
SRCS-4060B	SRCS-4060W	.35 (8.8)	.11 (2.7)	.24 (6)	.16 (4)	.28 (7.1)	.14-.18 (3.5-4.5)	.16-.17 (4.1-4.2)	.10 (2.6)	.37 (9.4)	
SRCS-4070B	SRCS-4070W			.28 (7.2)		.35 (9)	.18-.22 (4.5-5.5)				
SRCS-4080B	SRCS-4080W			.32 (8)		.43 (11)	.22-.26 (5.5-6.5)				
SRCS-4090B	SRCS-4090W			.35 (9)		.30-.34 (7.5-8.5)					
SRCS-4100B	SRCS-4100W			.39 (10)							
SRCS-5065B	SRCS-5065W	.39 (9.8)		.26 (6.5)	.20 (5)	.35 (8.5)	.14-.18 (3.5-4.5)	.20-.21 (5.1-5.2)		.41 (10.4)	

Accommodates countersunk hole specification DIN ISO 7721

BPFR

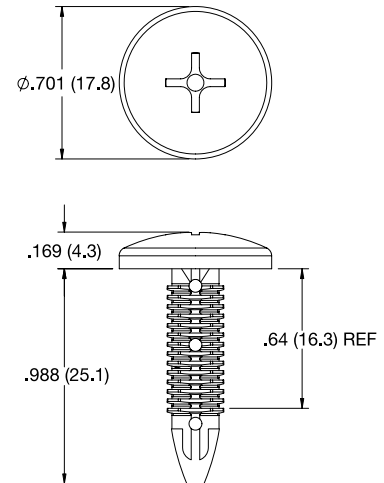
Removable Barbed Fastener

NEW



Feature

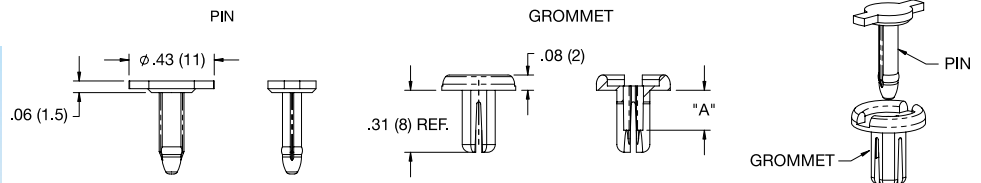
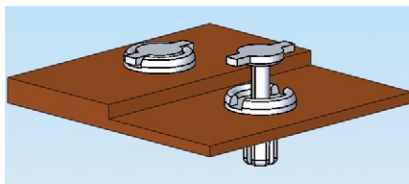
- Phillips head screwdriver required to remove from threaded hole



Mat'l: UL94 V0 Nylon 6/6, RMS-19 Color: Black		Standard Pack: 1000 per bag	
Part No.	Threaded Hole	Non-Threaded Hole Dia	Minimum Panel Thickness
BPFR-1	5/16 (M8)	.276 (7)	.236 (6)

RRR

Removable Rivet

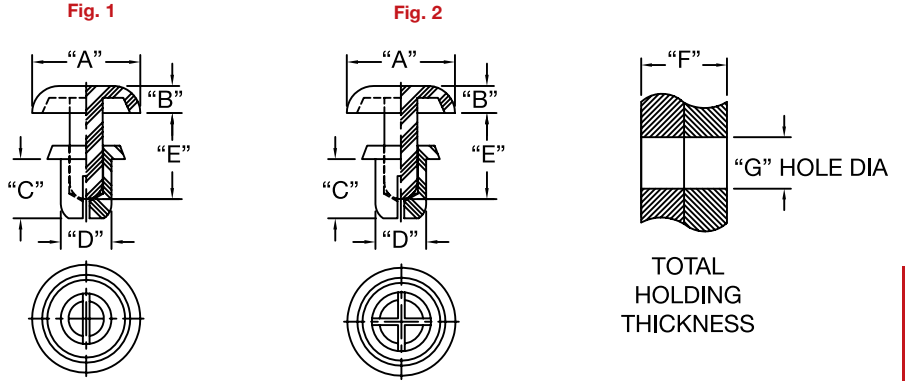
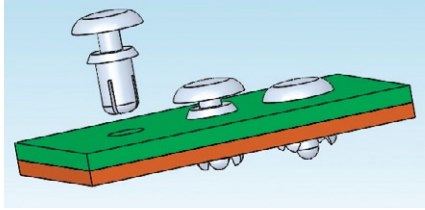


Mat'l: Nylon 66/6, RMS-103 Color: Black		Standard Pack: 1,000 per bag	
Part No.	Hole Size	Panel Thickness	"A" Ref.
RRR-1	.188-.208 (4.76-5.28) Dia.	.059-.138 (1.5-3.5)	.14 (3.6)
RRR-2	or .177 (4.5) Min. Square	.138-.217 (3.5-5.5)	.17 (4.4)

Pin and Grommet are supplied unassembled

RIVETS, SCREWS, WASHERS & NUTS

SR/SRVO Snap Rivets



Mat'l: UL94 V2 Nylon 6, RMS-52			Standard Pack: 1,000 per bag								
Color: Black	Color: White	Color: Black	Hole Dia. "G"	Extraction Force lb.(kg) Typ.	Total Holding Thickness "F"	"A" Dia.	"B"	"C"	"D" Dia.	"E"	Fig. No.
SR-2024B	SR-2024W	SRVO-2024B	.083 - .087 (2.1 - 2.2)	6.6 (3)	.024 - .047 (0.6 - 1.2)	.165 (4.2)	.047 (1.2)	.09 (2.4)	.079 (2)	.11 (2.8)	1
SR-2032B	SR-2032W	SRVO-2032B			.051 - .079 (1.3 - 2)			.13 (3.2)		.15 (3.8)	
SR-2040B	SR-2040W	SRVO-2040B			.083 - .110 (2.1 - 2.8)			.16 (4)		.22 (5.5)	
SR-2048B	SR-2048W	SRVO-2048B			.114 - .142 (2.9 - 3.6)			.19 (4.8)		.22 (5.5)	
SR-2056B	SR-2056W	SRVO-2056B			.146 - .173 (3.7 - 4.4)			.22 (5.6)		.28 (7.2)	
SR-2064B	SR-2064W	SRVO-2064B			.173 - .197 (4.4 - 5)			.25 (6.4)		.28 (7.1)	
SR-2632B	SR-2632W	SRVO-2632B	.106 - .110 (2.7 - 2.8)	11.0 (5)	.039 - .079 (1 - 2)	.197 (5)	.13 (3.2)	.106 (2.6)	.18 (4.5)		
SR-2642B	SR-2642W	SRVO-2642B			.079 - .118 (2 - 3)		.17 (4.2)		.18 (4.5)		
SR-2648B	SR-2648W	SRVO-2648B			.106 - .142 (2.7 - 3.6)		.19 (4.8)		.24 (6.1)		
SR-2655B	SR-2655W	SRVO-2655B			.134 - .169 (3.4 - 4.3)		.22 (5.6)		.24 (6.1)		
SR-2664B	SR-2664W	SRVO-2664B			.169 - .205 (4.3 - 5.2)		.25 (6.4)		.31 (7.8)		
SR-2672B	SR-2672W	SRVO-2672B			.201 - .236 (5.1 - 6)		.28 (7.2)		.31 (7.8)		
SR-3035B	SR-3035W	SRVO-3035B	.122 - .126 (3.1 - 3.2)	17.6 (8)	.039 - .079 (1 - 2)	.252 (6.4)	.14 (3.5)	.118 (3)	.20 (5.1)		
SR-3045B	SR-3045W	SRVO-3045B			.079 - .118 (2 - 3)		.18 (4.5)		.24 (6.1)		
SR-3055B	SR-3055W	SRVO-3055B			.118 - .157 (3 - 4)		.22 (5.6)		.24 (6.1)		
SR-3065B	SR-3065W	SRVO-3065B			.157 - .194 (4 - 5)		.26 (6.5)		.28 (7.1)		
SR-3075B	SR-3075W	SRVO-3075B			.197 - .236 (5 - 6)		.30 (7.5)		.35 (9)		
SR-3080B	SR-3080W	SRVO-3080B			.217 - .256 (5.5 - 6.5)		.32 (8)		.35 (9)		
SR-3090B	SR-3090W	SRVO-3090B	.142 - .146 (3.6 - 3.7)	26.4 (12)	.256 - .295 (6.5 - 7.5)	.252 (6.4)	.35 (9)	.138 (3.5)	.43 (11)		
SR-3100B	SR-3100W	SRVO-3100B			.295 - .335 (7.5 - 8.5)		.39 (10)		.43 (11)		
SR-3535B	SR-3535W	SRVO-3535B			.047 - .083 (1.2 - 2.1)		.14 (3.5)		.20 (5.1)		
SR-3545B	SR-3545W	SRVO-3545B			.083 - .118 (2.1 - 3)		.18 (4.5)		.24 (6.1)		
SR-3550B	SR-3550W	SRVO-3550B			.106 - .142 (2.7 - 3.6)		.20 (5)		.24 (6.1)		
SR-3555B	SR-3555W	SRVO-3555B			.118 - .157 (3 - 4)		.22 (5.6)		.28 (7.1)		
SR-3560B	SR-3560W	SRVO-3560B	.161 - .165 (4.1 - 4.2)	44.0 (20)	.146 - .181 (3.7 - 4.6)	.252 (6.4)	.24 (6)	.157 (4)	.28 (7.1)		
SR-3570B	SR-3570W	SRVO-3570B			.177 - .217 (4.5 - 5.5)		.28 (7.2)		.35 (9)		
SR-3580B	SR-3580W	SRVO-3580B			.217 - .256 (5.5 - 6.5)		.32 (8)		.36 (9.1)		
SR-4050B	SR-4050W	SRVO-4050B			.098 - .138 (2.5 - 3.5)		.20 (5)		.28 (7.1)		
SR-4060B	SR-4060W	SRVO-4060B			.138 - .177 (3.5 - 4.5)		.24 (6)		.28 (7.1)		
SR-4070B	SR-4070W	SRVO-4070B			.177 - .217 (4.5 - 5.5)		.28 (7.2)		.35 (9)		
SR-4080B	SR-4080W	SRVO-4080B	.201 - .205 (5.1 - 5.2)	55.0 (25)	.217 - .256 (5.5 - 6.5)	.315 (8)	.32 (8)	.197 (5)	.35 (9)		
SR-4090B	SR-4090W	SRVO-4090B			.256 - .295 (6.5 - 7.5)		.35 (9)		.43 (11)		
SR-4100B	SR-4100W	SRVO-4100B			.295 - .335 (7.5 - 8.5)		.39 (10)		.43 (11)		
SR-4120B	SR-4120W	SRVO-4120B			.354 - .413 (9 - 10.5)		.47 (12)		.55 (14)		
SR-5045B	SR-5045W	SRVO-5045B			.059 - .098 (1.5 - 2.5)		.18 (4.5)		.26 (6.5)		
SR-5055B	SR-5055W	SRVO-5055B			.098 - .138 (2.5 - 3.5)		.22 (5.6)		.26 (6.5)		
SR-5065B	SR-5065W	SRVO-5065B	.240 - .244 (6.1 - 6.2)	66.0 (30)	.138 - .177 (3.5 - 4.5)	.472 (12)	.26 (6.5)	.098 (2.5)	.34 (8.5)		
SR-5075B	SR-5075W	SRVO-5075B			.177 - .217 (4.5 - 5.5)		.30 (7.5)		.34 (8.5)		
SR-5085B	SR-5085W	SRVO-5085B			.217 - .256 (5.5 - 6.5)		.34 (8.5)		.41 (10.5)		
SR-5095B	SR-5095W	SRVO-5095B			.256 - .295 (6.5 - 7.5)		.37 (9.5)		.41 (10.5)		
SR-5105B	SR-5105W	SRVO-5105B			.295 - .335 (7.5 - 8.5)		.41 (10.5)		.47 (12)		
SR-6060B	SR-6060W	SRVO-6060B			.240 - .244 (6.1 - 6.2)		66.0 (30)		.098 - .157 (2.5 - 4)	.472 (12)	.24 (6)
SR-6080B	SR-6080W	SRVO-6080B	.138 - .217 (3.5 - 5.5)	.32 (8)		.39 (10)					

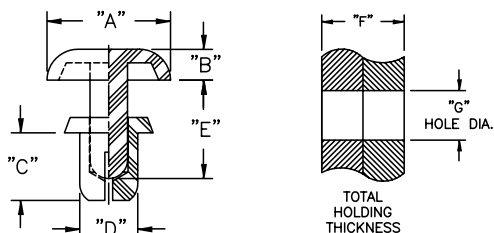
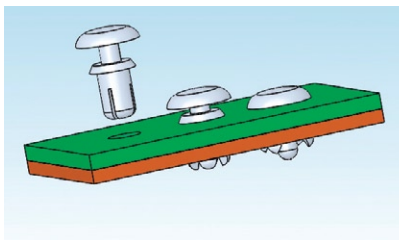
Colors: Green (GN), Yellow (YL), Red (RD), Blue (BL), and Grey (GY) are available by special order.

Available by special order; 5,000 piece minimum.

RIVETS, SCREWS, WASHERS & NUTS

SRHR

Snap Rivet Heat Resistant

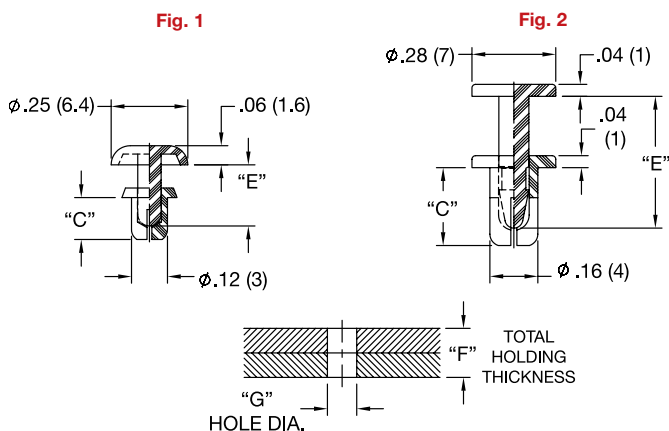


Features

- Withstands temperatures up to 306°F (152°C)

Mat'l: UL94 V2 Nylon 4/6, RMS-56 Color: Tan				Standard Pack: 1,000 per bag			
Part No.	Hole Dia. "G"	Total Holding Thickness "F"	"A" Dia.	"B"	"C"	"D" Dia.	"E"
SRHR-3035	.122 - .126 (3.1 - 3.2)	.039 - .079 (1 - 2)	.252 (6.4)	.063 (1.6)	.14 (3.5)	.118 (3)	.20 (5.1)
SRHR-3045		.079 - .118 (2 - 3)			.18 (4.5)		.24 (6.1)
SRHR-3055		.118 - .157 (3 - 4)			.22 (5.6)		.24 (6.1)
SRHR-3065		.157 - .197 (4 - 5)			.26 (6.5)		.28 (7.1)
SRHR-3080		.197 - .256 (5 - 6.5)			.31 (8)		.35 (9)
SRHR-3535	.142 - .146 (3.6 - 3.7)	.047 - .083 (1.2 - 2.1)			.14 (3.5)	.138 (3.5)	.20 (5.1)
SRHR-3545		.087 - .122 (2.2 - 3.1)			.18 (4.5)		.24 (6.1)
SRHR-3555		.118 - .157 (3 - 4)			.22 (5.6)		.28 (7.1)
SRHR-4050		.098 - .138 (2.5 - 3.5)			.20 (5)		.28 (7.1)
SRHR-4060		.138 - .177 (3.5 - 4.5)			.24 (6)		.28 (7.1)
SRHR-4070	.161 - 1.65 (4.1 - 4.2)	.177 - .217 (4.5 - 5.5)	.315 (8)	.071 (8.1)	.28 (7.2)	.157 (4)	.35 (9)
SRHR-4080		.218 - .256 (5.5 - 6.5)			.32 (8)		.35 (9)
SRHR-4100		.295 - .335 (7.5 - 8.5)			.39 (10)		.43 (11)

SRP Snap Rivet "P" Type

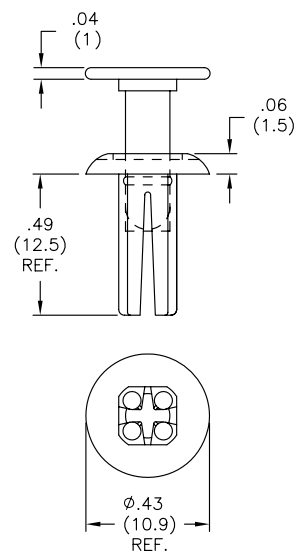


Features

- Withstands temperatures up to 311°F (155°C).

Mat'l: UL94 V1 Polysulfone, RMS-51		Color: Black			
Standard Pack: 1,000 per bag					
Part No.	Hole Dia. "G"	Total Holding Thickness "F"	"C"	"E"	Fig. #
SRP-3045	.122 - .126 (3.1 - 3.2)	.059 - .098 (1.5 - 2.5)	.18 (4.5)	.24 (6.1)	1
SRP-3055	.157 - .165 (4 - 4.2)	.138 - .177 (3.5 - 4.5)	.26 (6.5)	.43 (11)	2

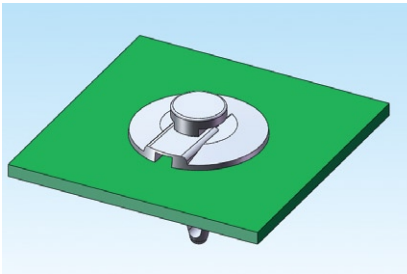
PPR-10 Push Rivet



Material: UL94 V2 Nylon 6, RMS-120 Color: Natural		
Standard Pack: 100 per bag		
Part No.	Total Holding Thickness	Mounting Hole Options
PPR-10	.140-.20 (3.56-5.08)	0.25 (6.4) Round Hole .22 (5.6) Square Hole

RIVETS, SCREWS, WASHERS & NUTS

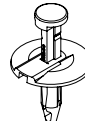
TR Tough Snap Rivets



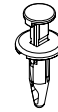
NEW



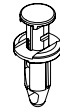
TR-1



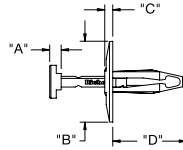
TR-2



TR-3



TR-4



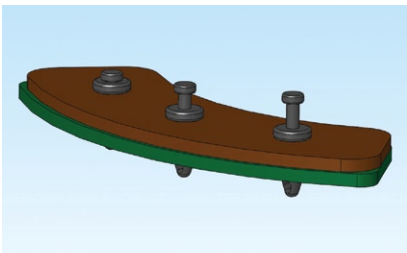
Pin Style A



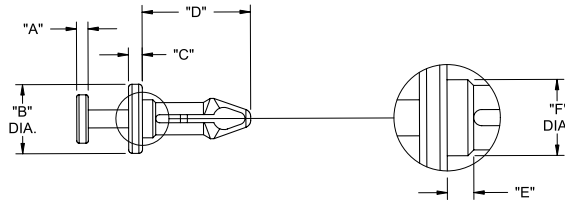
Pin Style B

Material: UL94 HB Impact Modified Nylon 6/6, RMS-73							Color: Black		
Standard Pack: 1,000 per bag									
Part No.	Hole Diameter	Panel Thickness	"A"	"B" Dia.	"C"	"D"	No. of Legs	Pin Head Style	
TR-1	.193 - .205 (4.9 - 5.2)	.059 - .181 (1.5 - 4.6)	.100 (2.5)	.283 (7.2)	.045 (1.1)	.445 (11.3)	3	B	
TR-2	.248 - .276 (6.3 - 7)	.098 - .350 (2.5 - 8.9)	.140 (3.6)	.985 (25)	.098 (2.5)	.898 (22.8)			
TR-3	.250 - .276 (6.4 - 7)	.098 - .315 (2.5 - 8)	.110 (2.8)	.585 (14.9)	.079 (2)	.897 (22.8)			
TR-4	.315 - .325 (8 - 8.3)	.118 - .315 (3 - 8)	.091 (2.3)		.106 (2.7)	.830 (21.1)			

TRM Mini Tough Snap Rivets

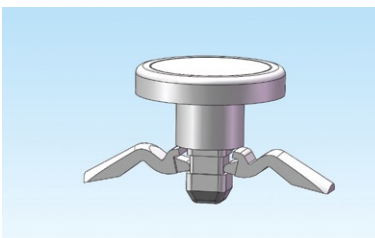


NEW

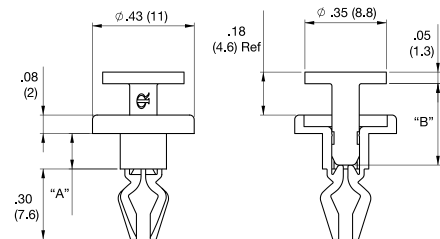


Material: UL94 V2 Heat Stabilized Nylon 6/6, RMS-47							Color: Black		
Standard Pack: 1,000 per bag									
Part Number	Hole Diameter	Panel Thickness	"A"	"B" Dia.	"C"	"D"	"E" Ref.	"F" Ref.	
TRM-1	.097-.103 (2.5-2.6)	.160-.180 (4.1-4.6)	.040 (1)	.190 (4.8)	0.06 (1.5)	.345 (8.8)			
TRM-2	.106-.112 (2.7-2.8)	.080-.105 (2-2.7)	.050 (1.3)	.218 (5.5)		.300 (7.6)			
TRM-3	.122-.128 (3.1-3.3)	.105-.130 (2.7-3.3)				.320 (8.1)			
TRM-4		.130-.155 (3.3-3.9)				.345 (7.6)			
TRM-5		.155-.180 (3.9-4.6)				.370 (9.4)			
TRM-6		.240-.265 (6.1-6.7)				.455 (11.6)			
TRM-7		.265-.290 (6.7-7.4)				.470 (11.9)			
	.144-.154 (3.7-3.9)	.265-.290 (6.7-7.4)		.300 (7.6)	.470 (11.9)	.045 (1.1)	.165 (4.2)		

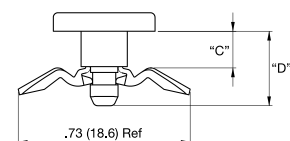
RFL Folding Leg Rivets



NEW



Closed Locked Position

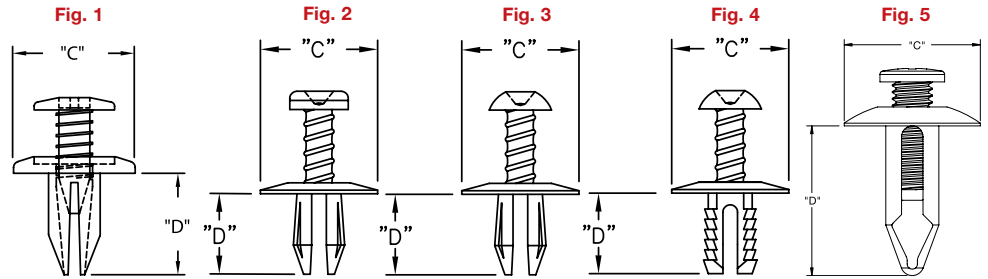
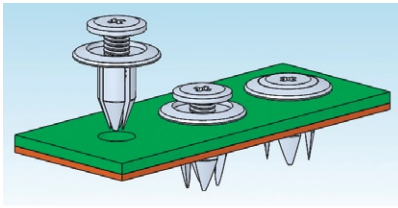


Part No		Material: UL94 V2 Nylon 6/6, RMS-01						
		Standard Pack: 1,000 per bag						
Color: Natural	Color: Black	"A"	"B"	"C"	"D"	Total Panel Thickness	Mounting Hole Dia.	
RFL-1	RFL-1BK	.12 (3)	.32 (8.1)	.11 (2.7)	.29 (7.4)	.11-.15 (2.85-3.85)	.22 (5.5)	
RFL-2	RFL-2BK	.15 (3.7)	.35 (8.8)	.13 (3.3)	.32 (8.1)	.14-.18 (3.55-4.55)		

RIVETS, SCREWS, WASHERS & NUTS

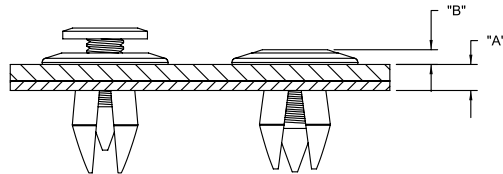
USR

Unscrewing Snap Rivet



Feature

- Phillips head screwdriver required to remove from hole

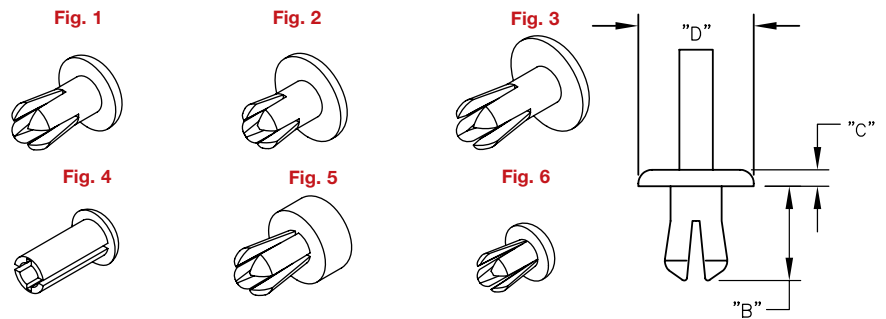
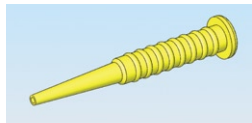
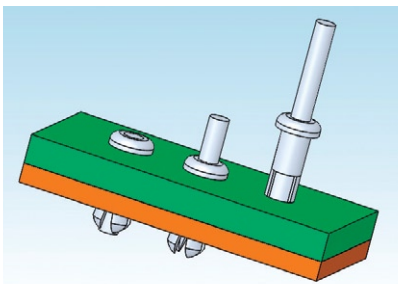


Color: Black								
Part No.	Hole Dia.	"A" Total Holding Thickness	"B"	"C" Dia.	"D"	Fig.	Material	Standard Pack
USR-64125	.250 (6.4)	.126 - .172 (3.2 - 4.4)	.118 (3)	.594 (15.1)	.500 (12.7)	1	UL94 V2 Nylon 6, RMS-52	500 per bag
USR-1131	.197 (5)	.158 - .276 (4 - 7)	.153 (3.9)	.472 (12)	.433 (11)	2	UL94 V2 Nylon 6/6, RMS-115	1,000 per bag
USR-1132	.236 (6)					3		
USR-1133	.315 (8)					.118 - .394 (3 - 10)		
NEW USR-1	.315 (8)	.276 - .315 (7 - 8)	.142 (3.6)	.787 (20)	.866 (22)	5	Grommet: UL94 V2 Nylon 6, RMS-52; Screw: UL94 HB Acetal, RMS-14	

NEW

PPR/PPR-T

Push Rivet/ Push Rivet Tool



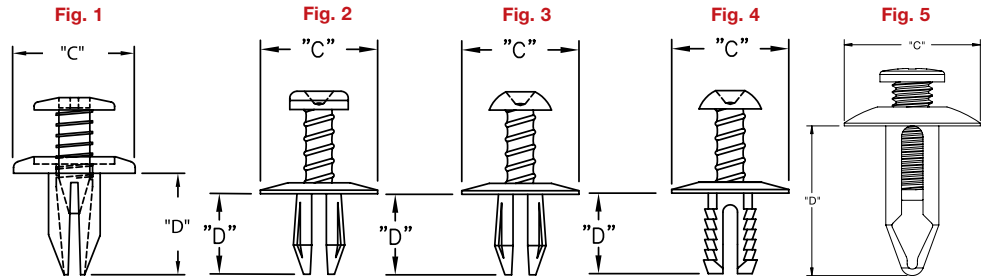
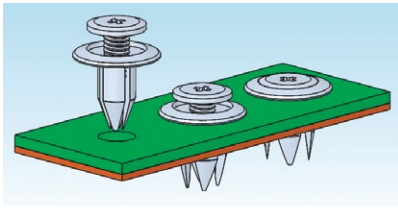
Material: UL94 V2 Nylon 6/6, RMS-01				Standard Pack: 1,000 per bag					
Part No.	Hole Dia.	Total Holding Thickness	"B"	"C"	"D" Dia.	Installation Tool	Fig.		
PPR-5	PPR-5B	.189 (4.8)	.039 - .375 (1 - 9.5)	.421 (10.7)	.063 (1.6)	.280 (7.1)	PPR-T1	4	
PPR-93-7	PPR-93-7B	.197 (5)	.059 - .197 (1.5 - 5)	.291 (7.4)	.079 (2)		6		
PPR-9	PPR-9B	.252 (6.4)	.059 - .252 (1.5 - 6.4)	.366 (9.3)	.185 (4.7)	.437 (11.1)	-	5	
PPR-1	PPR-1B	.217 (5.5)	.094 - .158 (2.4 - 4)	.449 (11.4)	.370 (9.4)	.079 (2)	.382 (9.7)	PPR-T1	1
-	PPR-93-14B	.197 (5)	.118 - .276 (3 - 7)	.433 (11)	.382 (9.7)			6	
PPR-2	PPR-2B	.189 (4.8)	.158 - .281 (4 - 7.1)	.382 (9.7)	.059 (1.5)	.429 (10.9)	-	2	
PPR-4	PPR-4B	.252 (6.4)	.280 - .500 (7.1 - 12.7)	.622 (15.8)	.079 (2)	.469 (11.9)	-	3	

Available by special order only

RIVETS, SCREWS, WASHERS & NUTS

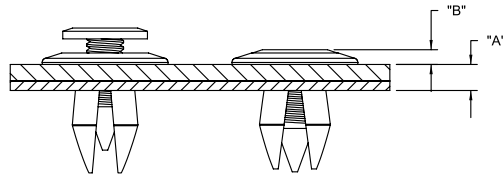
USR

Unscrewing Snap Rivet



Feature

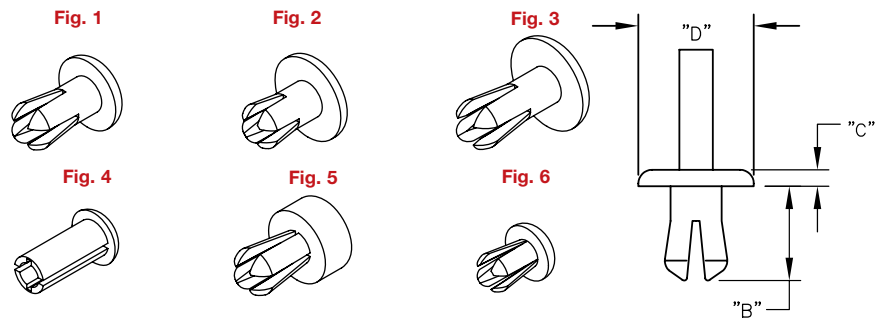
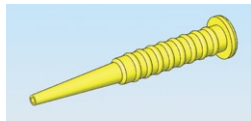
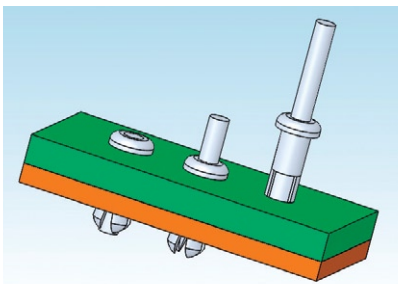
- Phillips head screwdriver required to remove from hole



Color: Black								
Part No.	Hole Dia.	"A" Total Holding Thickness	"B"	"C" Dia.	"D"	Fig.	Material	Standard Pack
USR-64125	.250 (6.4)	.126 - .172 (3.2 - 4.4)	.118 (3)	.594 (15.1)	.500 (12.7)	1	UL94 V2 Nylon 6, RMS-52	500 per bag
USR-1131	.197 (5)	.158 - .276 (4 - 7)	.153 (3.9)	.472 (12)	.433 (11)	2	UL94 V2 Nylon 6/6, RMS-115	1,000 per bag
USR-1132	.236 (6)	.059 - .236 (1.5 - 6)		3				
USR-1133	.315 (8)	.118 - .394 (3 - 10)		4				
NEW USR-1	.315 (8)	.276 - .315 (7 - 8)	.142 (3.6)	.787 (20)	.866 (22)	5	Grommet: UL94 V2 Nylon 6, RMS-52; Screw: UL94 HB Acetal, RMS-14	

PPR/PPR-T

Push Rivet/Push Rivet Tool

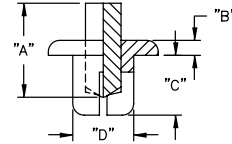
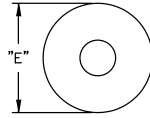
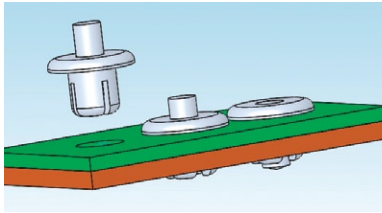


Material: UL94 V2 Nylon 6/6, RMS-01				Standard Pack: 1,000 per bag					
Part No.	Color: Natural	Color: Black	Hole Dia.	Total Holding Thickness	"B"	"C"	"D" Dia.	Installation Tool	Fig.
PPR-93-7	PPR-93-7B	.197 (5)	.059 - .197 (1.5 - 5)	.291 (7.4)	.079 (2)	6			
PPR-9	PPR-9B	.252 (6.4)	.059 - .252 (1.5 - 6.4)	.366 (9.3)	.185 (4.7)	.437 (11.1)	-	5	
PPR-1	PPR-1B	.217 (5.5)	.094 - .158 (2.4 - 4)	.449 (11.4)	.370 (9.4)	.079 (2)	PPR-T1	1	
-	PPR-93-14B	.197 (5)	.118 - .276 (3 - 7)	.433 (11)	.382 (9.7)			6	
PPR-2	PPR-2B	.189 (4.8)	.158 - .281 (4 - 7.1)	.382 (9.7)	.059 (1.5)	.429 (10.9)	-	2	
PPR-4	PPR-4B	.252 (6.4)	.280 - .500 (7.1 - 12.7)	.622 (15.8)	.079 (2)	.469 (11.9)	-	3	

Available by special order only

RIVETS, SCREWS, WASHERS & NUTS

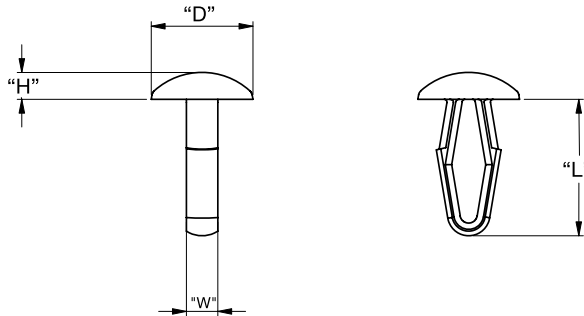
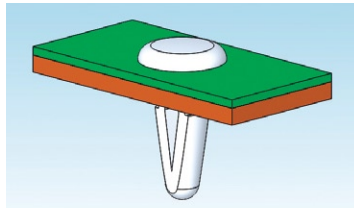
PPR Push Rivet Blunt



Standard Pack: 1,000 per bag						Color: Black		Material
Part No.	Hole Dia.	Total Holding Thickness	"A"	"B"	"C"	"D" Dia.	"E" Dia.	
PPR-3055B	.122 (3.1)	.12 - .16 (3 - 4)	.35 (8.9)	.08 (2)	.22 (5.6)	.118 (3)	.23 (5.8)	UL94 V1 Nylon 6, RMS-52
PPR-4050B	.161 (4.1)	.10 - .14 (2.5 - 3.5)	.36 (9.2)	.09 (2.2)	.20 (5)	.157 (4)	.31 (8)	
PPR-4850B	.189 (4.8)	.05 - .12 (1.2 - 3)	.41 (10.4)	.13 (3.3)	.20 (5.1)	.189 (4.8)	.39 (9.9)	
PPR-5060B	.201(5.1)	.12 - .16 (3 - 4)	.37 (9.4)	.11 (2.8)	.24 (6.1)	.197 (5)	.37 (9.4)	
PPR-5070B		.16 - .20 (4 - 5)	.45 (11.4)		.28 (7.1)			
PPR-5080B		.20 - .24 (5 - 6)			.32 (8.1)			
PPR-6060B	.240 (6.1)	.10 - .16 (2.5 - 4)	.37 (9.4)	.06 (1.5)	.24 (6.1)	.236 (6)	.43 (10.9)	Polyethylene, RMS-142

Available in white color by special order. To order, change the B at the end of the part number to W

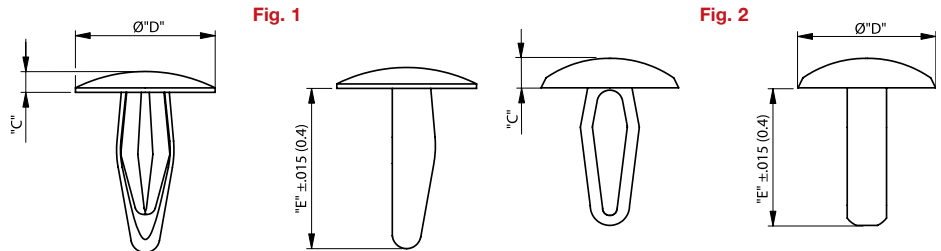
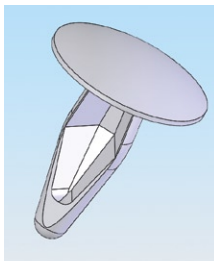
DF Drive Fastener



Color: Natural				Standard Pack: 1,000 per bag			
Mat'l: UL94 HB Acetal, RMS-14	Mat'l: UL94 V0 Nylon 6/6, RMS-19	Hole Dia.	Total Holding Thickness	"D" Dia.	"H"	"L" Ref.	"W" Ref.
DF-137-010	-	.126 (3.2)	.039 - .177 (1 - 4.5)	.315 (8)	.059 (1.5)	.512 (13)	.106 (2.7)
DF-137-020	DFVO-137-020	.153 (3.9)	.039 - .197 (1 - 5)	.354 (9)	.063 (1.6)	.551 (14)	.116 (2.9)
DF-137-030	DFVO-137-030	.185 (4.7)	.039 - .216 (1 - 5.5)	.394 (10)	.067 (1.7)	.590 (15)	.134 (3.4)
DF-137-031	DFVO-137-031			.433 (11)	.114 (2.9)		
DF-137-040	DFVO-137-040	.252 (6.4)	.059 - .256 (1.5 - 6.5)	.472 (12)	.079 (2)	.669 (17)	.153 (3.9)
DF-137-050	DFVO-137-050	.307 (7.8)	.059 - .275 (1.5 - 7)	.551 (14)	.087 (2.2)	.748 (19)	.166 (4.2)
DF-137-060	DFVO-137-060	.216 (5.5)	.236 - .354 (6 - 9)	.472 (12)	.079 (2)	.689 (17.5)	.150 (3.8)

Available by special order only; 5,000 piece minimum.

MMB Mini Mounting Button

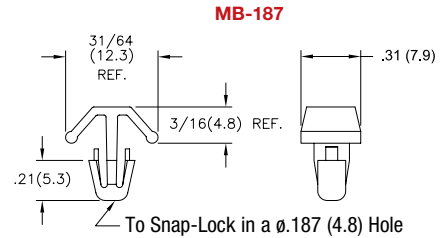
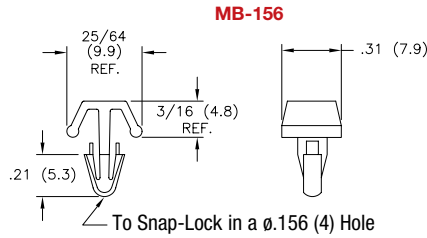
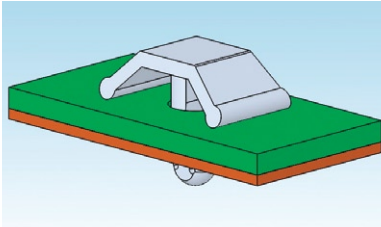


Material: UL94 V2 Nylon 6/6, RMS-01*						
Standard Pack: 1,000 per bag						
Part No.	Mounting Hole Dia.	Total Holding Thickness	"C"	"D" Dia.	"E"	Fig.
MMB-125-01	MMB-125-01BK	.123-.127 (3.10-3.22)	.08-.10 (2-2.5)	.040 (1)	.270 (6.9)	.330 (8.4)
MMB-136-01	MMB-136-01BK	.131-.141 (3.32-3.58)	.12-.16 (2.9-4)	.070 (1.7)	.410 (10.3)	.440 (11.1)
MMB-187-01	MMB-187-01BK	.182-.192 (4.61-4.88)	.10-.16 (2.5-4)	.090 (2.2)	.500 (12.7)	.430 (10.9)
MMB-210-01	MMB-210-01BK	.197-.213 (5-5.4)	.10-.16 (2.5-4)	.118 (3)	.551 (14)	.551 (14)
MMB-250-01	MMB-250-01BK	.247-.253 (6.27-6.42)	.10-.22 (2.5-5.6)	.090 (2.2)	.500 (12.7)	.640 (16.3)

*Available in UL94 V0 material by special order. To order, replace -01 with -19.

RIVETS, SCREWS, WASHERS & NUTS

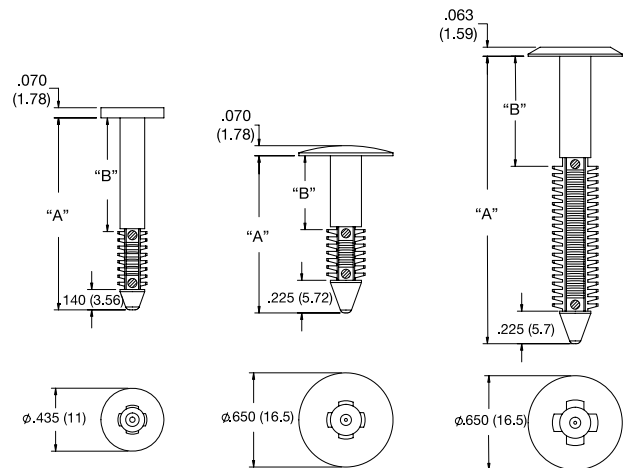
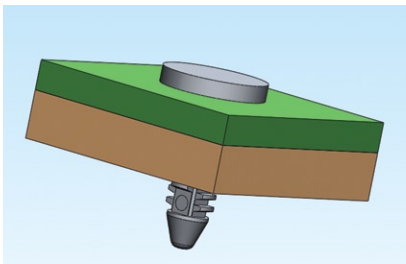
MB Mounting Button



Material: Nylon 6/6, RMS-01* Color: Natural		Standard Pack: 1,000 per bag
		Total Holding Thickness
MB-1-156	MB-1-187	1/32-3/32 (0.8-2.4)
MB-3-156	MB-3-187	3/32-5/32 (2.4-4)
MB-5-156	MB-5-187	5/32-7/32 (4-5.6)
MB-7-156	MB-7-187	7/32-9/32 (5.6-7.1)
MB-9-156	MB-9-187	9/32-11/32 (7.1-8.7)
MB-11-156	MB-11-187	11/32-13/32 (8.7-10.3)

**Available in UL94 V0 material by special order. To order, add -19 to the end of the part number.*

BHF Blind Hole Fasteners

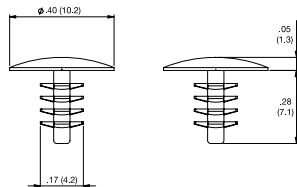
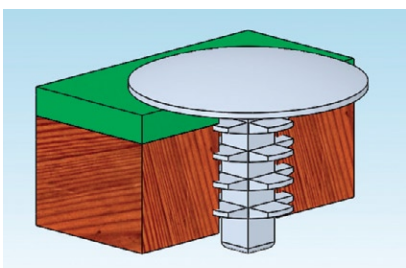


Material: UL94 V2 Nylon 6/6, RMS-01*				Color: Black	
Standard Pack: 1,000 per bag					
Part No.	"A"	"B" Ref	Suggested Total Board Thickness	Hole Diameter	Fig.
BHF-1	.56 (14.2)	.02 (0.5)	.035-.385 (0.9-9.8)	.187 (4.75)	1
BHF-2	.65 (16.5)	.11 (2.8)	.125-.475 (3.2-12.1)		
BHF-3	.95 (24.1)	.41 (10.4)	.425-.775 (10.8-19.7)		
BHF-4	1.33 (33.7)	.79 (19.9)	.800-1.15 (20.3-29.2)		
BHF-5	.59 (15.1)	.02 (0.5)	.035-.335 (0.9-8.5)	.250 (6.35)	2
BHF-6	.65 (16.6)	.08 (2)	.095-.395 (2.4-10)		
BHF-7	.88 (22.5)	.31 (7.9)	.325-.625 (8.3-15.9)		
BHF-8	1.08 (27.6)	.51 (12.9)	.525-.825 (13.3-21)		
BHF-9	.74 (18.7)	.06 (1.5)	.075-.475 (1.9-12.1)	.281 (7.14)	3
BHF-10	1.14 (28.8)	.46 (11.7)	.475-.875 (12.1-22.2)		
BHF-11	1.28 (32.6)	.06 (1.5)	.075-1.025 (1.9-26)		
BHF-12	1.48 (37.7)	.26 (6.6)	.275-1.225 (7-31.1)		
BHF-13	1.78 (45.3)	.56 (14.2)	.575-1.525 (14.6-38.7)		
BHF-14	2.00 (50.8)	.76 (19.3)	.775-1.725 (19.7-43.8)		

**Available in UL94 V0 material by special order. To order, add -V0 to the end of the part number.*

Natural color available by special order. To order, add NT to the end of the part number.

PFP-7-01 Press Fit Pin



PFP	Standard Pack: 1,000 per bag	
Mat'l: Nylon 6/6, RMS-01* Color: Natural	Hole Diameter	Panel Thickness
PFP-7-01	.138 ± .002 (3.5 ± 0.05)	.25 (6.35) Min.

** Available in UL94 V0 material by special order. To order, change -01 to -19*

RIVETS, SCREWS, WASHERS & NUTS

PL Pawl Lock

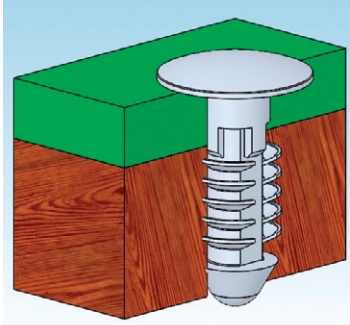
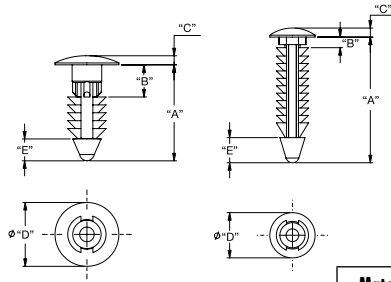


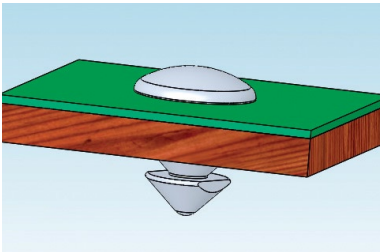
Fig 1

Fig 2



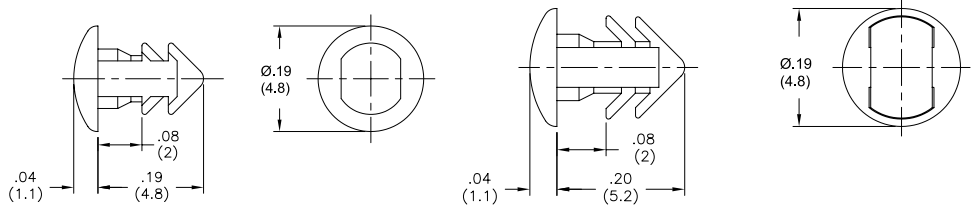
Material: Nylon 6/6, RMS-01 Color: Natural				Standard Pack: 1,000 per bag			
Part No.	"A"	"B"	"C"	"D"	"E"	Hole Size	Fig.
PL-250-10-01	.606 (15.4)	.125 (3.2)	.078 (2)	.500 (12.7)	.161 (4.1)	.250 (6.35)	1
PL-250-12-01	.751 (19.1)	.264 (6.7)					
PL-250-20-01	.984 (25)	.082 (2.1)	.070 (1.8)	.354 (9)	.196 (5)	.216 (5.5)	2

MPLE Mini Pawl Locks



MPLE-3.2M-01

MPLE-3.2M/3.5M-01



Mat'l: UL94 V2 Nylon 6/6, RMS-01*		Color: Natural
Standard Pack: 1,000 per bag		
Part No.	Hole Dia.	Total Holding Thickness
MPLE-3.2M-01	.126 (3.2)	.073 (1.85) Max.
MPLE-3.2M/3.5M-01	.126 - .138 (3.2 - 3.5)	

*Parts are available in UL94 V0 material by special order only. To order, replace -01 with -19.

BPF Barbed Push Fastener

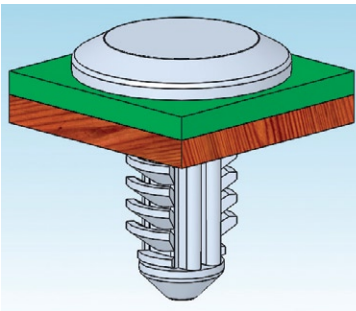


Fig. 1

Fig. 2

Fig 3

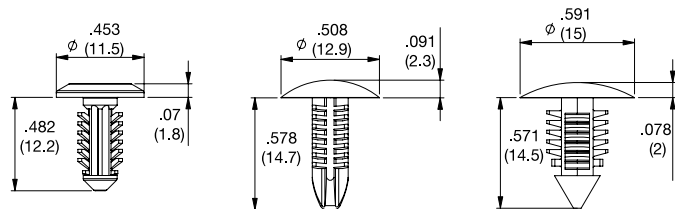
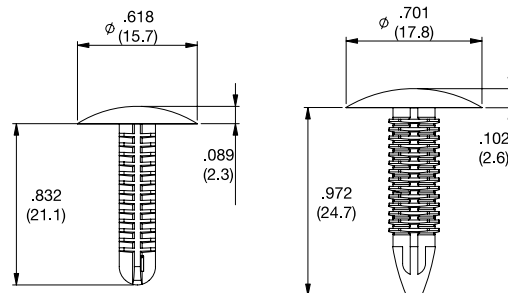


Fig. 4

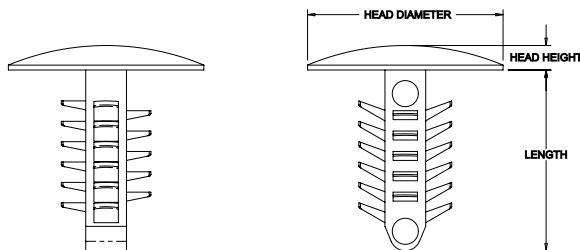
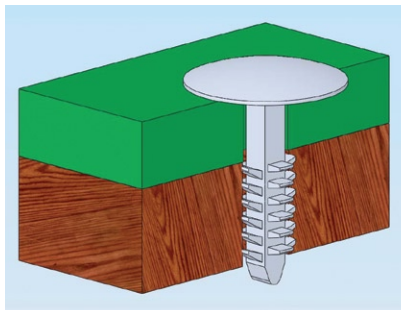
Fig. 5



Color: Black		Standard Pack: 1,000 per bag			
Part No.	Material	Hole Diameter	Total Holding Thickness	Fig.	
BPF-A414	UL94 V0, RMS-19	.185 (4.7)	.031-.118 (0.8-3)	1	
BPF-F4410	UL94 V2, RMS-01	.197 (5)	.059-.295 (1.5-7.5)	2	
BPF-F2495		.276 (7)	.125-.236 (3.2-6)	3	
BPF-F3T31	UL94 V0, RMS-19	.197 (5)	.079-.394 (2-10)	4	
BPF-F1G12		.276 (7)	.079-.591 (2-15)	5	

RIVETS, SCREWS, WASHERS & NUTS

RBF Barbed Fasteners



Mat'l: UL94 V2 Nylon 6/6, RMS-01* Color: Black

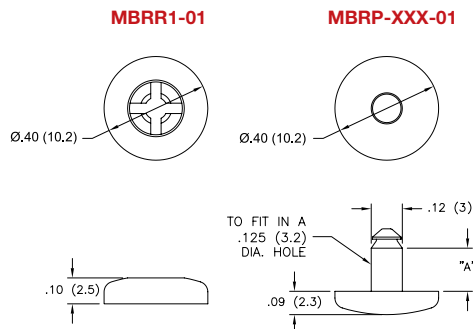
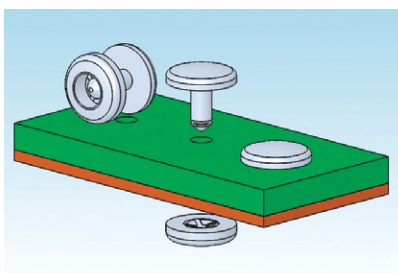
Standard Pack: 1,000 per bag

Part No.	Hole Diameter	Head Diameter	Suggested Total Board Thickness	Head Height	Length			
RBF-4-8.6-8	.157 (4)	.32 (8)	.08-.17 (2.1-4.3)	.04 (1)	.34 (8.6)			
RBF-4-11.1-8			.08-.28 (2.1-7.2)		.44 (11.1)			
RBF-4-15-8			.22-.42 (5.7-10.7)		.59 (15)			
RBF-4-8.6-12			.47 (12)		.08-.17 (2.1-4.3)	.06 (1.5)	.34 (8.6)	
RBF-4-11.1-12					.08-.28 (2.1-7.2)		.44 (11.1)	
RBF-4-15-12					.22-.42 (5.7-10.7)		.59 (15)	
RBF-4-8.6-16		.63 (16)		.08-.17 (2.1-4.3)	.08 (2)		.34 (8.6)	
RBF-4-11.1-16				.08-.28 (2.1-7.2)			.44 (11.1)	
RBF-4-15-16				.22-.42 (5.7-10.7)			.59 (15)	
RBF-4.8-8.6-8			.188 (4.76)	.32 (8)		.08-.17 (2.1-4.3)	.04 (1)	.34 (8.6)
RBF-4.8-11.1-8						.08-.28 (2.1-7.2)		.44 (11.1)
RBF-4.8-15-8						.22-.42 (5.7-10.7)		.59 (15)
RBF-4.8-8.6-12	.47 (12)	.08-.17 (2.1-4.3)			.06 (1.5)	.34 (8.6)		
RBF-4.8-11.1-12		.08-.28 (2.1-7.2)				.44 (11.1)		
RBF-4.8-15-12		.22-.42 (5.7-10.7)				.59 (15)		
RBF-4.8-8.6-16		.63 (16)		.08-.17 (2.1-4.3)		.08 (2)	.34 (8.6)	
RBF-4.8-11.1-16				.08-.28 (2.1-7.2)			.44 (11.1)	
RBF-4.8-15-16				.22-.42 (5.7-10.7)			.59 (15)	
RBF-6.4-8.6-8	.250 (6.35)			.32 (8)	.08-.17 (2.1-4.3)		.04 (1)	.34 (8.6)
RBF-6.4-11.1-8					.08-.28 (2.1-7.2)			.44 (11.1)
RBF-6.4-15-8					.22-.42 (5.7-10.7)			.59 (15)
RBF-6.4-8.6-12		.47 (12)	.08-.17 (2.1-4.3)		.06 (1.5)	.34 (8.6)		
RBF-6.4-11.1-12			.08-.28 (2.1-7.2)			.44 (11.1)		
RBF-6.4-15-12			.22-.42 (5.7-10.7)			.59 (15)		
RBF-6.4-8.6-16			.63 (16)	.08-.17 (2.1-4.3)		.08 (2)	.34 (8.6)	
RBF-6.4-11.1-16				.08-.28 (2.1-7.2)			.44 (11.1)	
RBF-6.4-15-16				.22-.42 (5.7-10.7)			.59 (15)	
RBF-7.1-11.1-8		.281 (7.14)		.32 (8)	.08-.28 (2.1-7.2)		.04 (1)	.44 (11.1)
RBF-7.1-15-8					.15-.42 (3.8-10.7)			.59 (15)
RBF-7.1-19-8					.27-.56 (6.9-14.2)			.75 (19)
RBF-7.1-11.1-12	.47 (12)		.08-.28 (2.1-7.2)		.06 (1.5)	.44 (11.1)		
RBF-7.1-15-12			.15-.42 (3.8-10.7)			.59 (15)		
RBF-7.1-19-12			.27-.56 (6.9-14.2)			.75 (19)		
RBF-7.1-11.1-16			.63 (16)	.08-.28 (2.1-7.2)		.08 (2)	.44 (11.1)	
RBF-7.1-15-16				.15-.42 (3.8-10.7)			.59 (15)	
RBF-7.1-19-16				.27-.56 (6.9-14.2)			.75 (19)	

*Available in UL94 V0 material by special order. To order, add -V0 to the end of the part number.

Natural color available by special order. To order, add NT to the end of the part number

MBRR/MBRP Mini Barbed Rivet



Material: UL94 V2 Nylon 6/6, RMS-01 Color: Natural

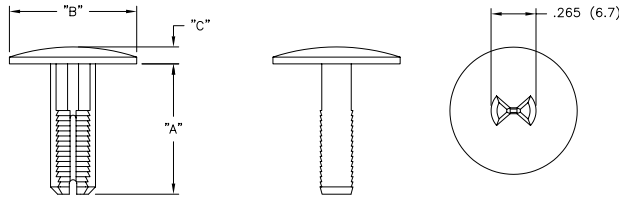
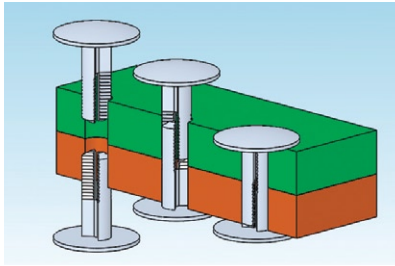
Standard Pack: 1,000 per bag

Part No.	"A"	Panel Thickness Max.
MBRP1-030-01	.063 (1.60)	.030 (0.76)
MBRP1-062-01	.095 (2.41)	.062 (1.57)
MBRP1-100-01	.133 (3.38)	.100 (2.54)
MBRP1-125-01	.158 (4.01)	.125 (3.18)
MBRP1-187-01	.220 (5.59)	.187 (4.75)
MBRP1-250-01	.283 (7.19)	.250 (6.35)
MBRR1-01	-	-

Female part is sold separately and is common to all sizes in the MBRP series. To order, use part number MBRR1-01

RIVETS, SCREWS, WASHERS & NUTS

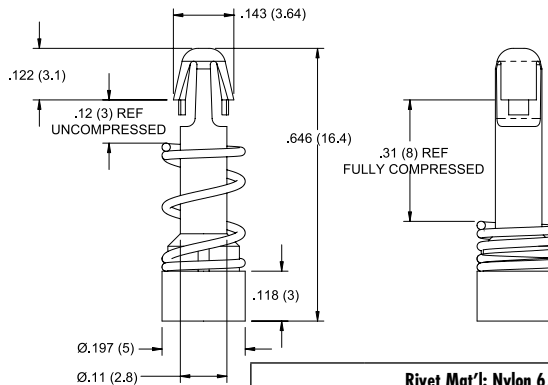

BR Barbed Rivet



Material: UL94 V2 Nylon 6/6, RMS-01* Color: Natural					
Standard Pack: 1,000 per bag (500 sets per bag)					
Part No.	"A" Ref.	"B" Dia.	"C"	Total Holding Thickness	Hole Diameter
BR1-226-01	.226 (5.7)	.750 (19.1)	.093 (2.4)	.235 - .297 (6 - 7.5)	.281 (7.1)
BR1-344-01	.344 (8.7)			.346 - .502 (8.8 - 12.8)	
BR1-488-01	.488 (12.4)			.500 - .812 (12.7 - 20.6)	
BR1-768-01	.768 (19.5)	.781 - 1.375 (19.8 - 34.9)			
BR2-226-01	.226 (5.7)	.406 (10.3)	.062 (1.6)	.235 - .297 (6 - 7.5)	
BR2-344-01	.344 (8.7)			.346 - .502 (8.8 - 12.8)	
BR2-488-01	.488 (12.4)			.500 - .812 (12.7 - 20.6)	
BR2-768-01	.768 (19.5)			.781 - 1.375 (19.8 - 34.9)	

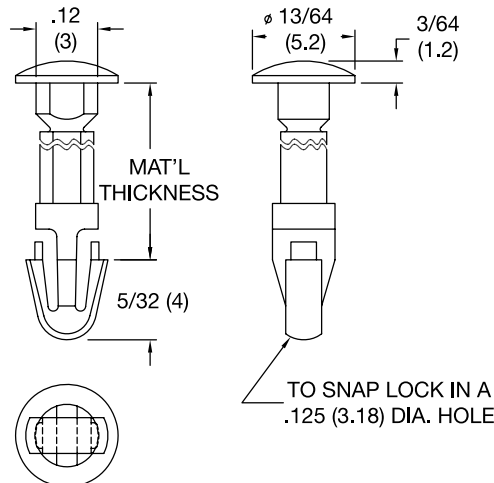
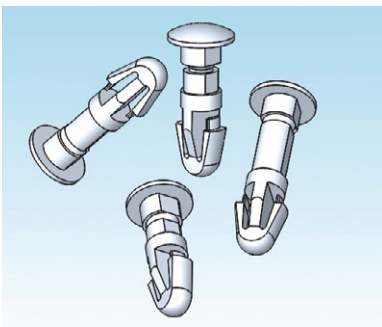
*Parts are available in UL94 V0 material by special order only. To order, replace -01 with -19.

HSR-1 Heat Sink Spring Mount Rivet



Rivet Mat'l: Nylon 6/6, RMS-47 Color: Natural		
Spring Mat'l: Steel, RMS-326 Chrome Plated, RMS-355		
Standard Pack: 1,000 per bag		
Part No.	Heat Sink Hole	Chassis Hole
HSR-1	Inserts through a Ø.125 - .157 (3.18 - 4) Hole	Snap-lock into a Ø.118±.003 (3±0.08) Hole

SLPA Snap Lock Pin with Arrowhead

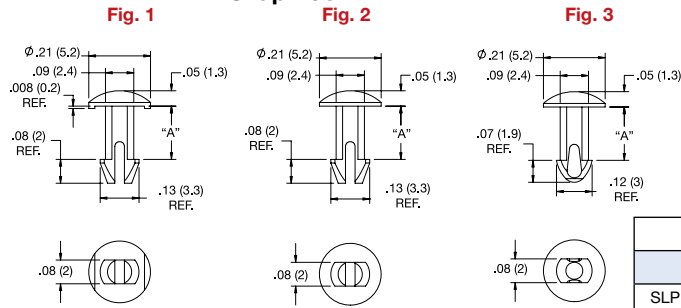


Material: Nylon 6/6, RMS-01* Color: Natural	Standard Pack: 1,000 per bag
	Material Thickness Maximum
SLPA125-187-01	.187 (4.7)
SLPA125-250-01	.250 (6.4)
SLPA125-312-01	.312 (7.9)
SLPA125-375-01	.375 (9.5)
SLPA125-500-01	.500 (12.7)
SLPA125-625-01	.625 (15.9)
SLPA125-750-01	.750 (19.1)

*Available in UL94 V0 material by special order. To order, replace -01 with -19.

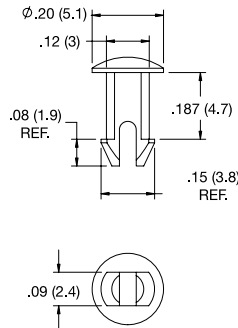
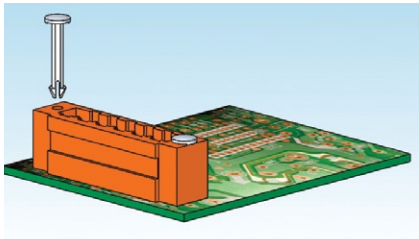
RIVETS, SCREWS, WASHERS & NUTS

SLP Snap Lock Pin



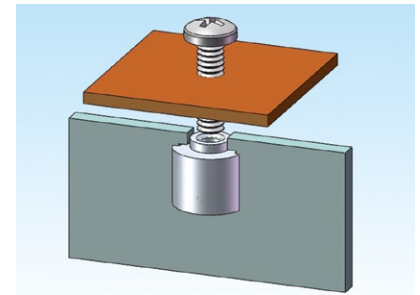
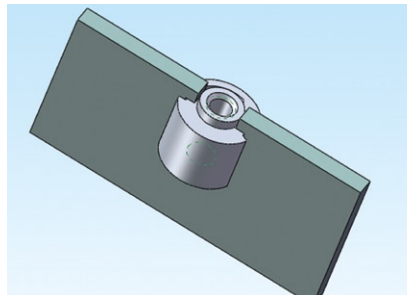
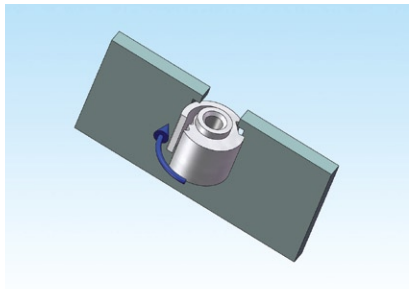
Material: Nylon 6/6, RMS-01* Color: Natural			Standard Pack: 1,000 per bag	
Fig 1	Fig 2	Fig 3	"A" ±.015	Hole Dia
SLP100-177-01	SLP-1-100-177-01	SLP-2-100-177-01	.177 (4.5)	.098 ±.002 (2.5±0.05)
NEW SLP100-221-01	SLP-1-100-221-01	SLP-2-100-221-01	.220 (5.6)	
NEW SLP100-236-01	SLP-1-100-236-01	SLP-2-100-236-01	.236 (6)	
NEW SLP100-245-01	SLP-1-100-245-01	SLP-2-100-245-01	.245 (6.2)	
SLP100-307-01	SLP-1-100-307-01	SLP-2-100-307-01	.307 (7.8)	
SLP100-316-01	SLP-1-100-316-01	SLP-2-100-316-01	.316 (8)	
NEW SLP100-330-01	SLP-1-100-330-01	SLP-2-100-330-01	.330 (8.4)	
NEW SLP100-413-01	SLP-1-100-413-01	SLP-2-100-413-01	.413 (10.5)	
SLP100-638-01	SLP-1-100-638-01	SLP-2-100-638-01	.638 (16.2)	
Available by special order only, 5,000 piece minimum				
*Available in UL94 V0 material, RMS-19 by special order. To order, replace -01 with -19.				

SLP125 Snap Lock Pin

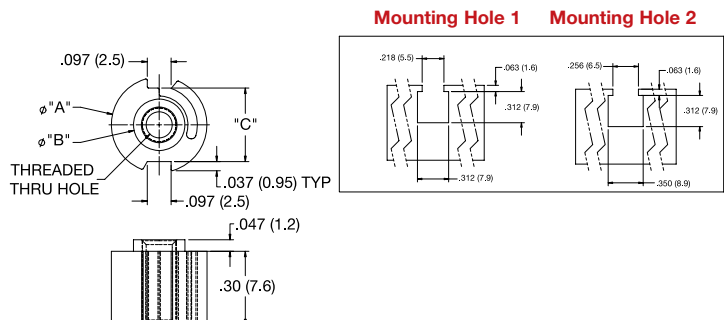


Material: UL94 V2 Nylon 6/6, RMS-01* Color: Natural	
Standard Pack: 1,000 per bag	
Part No.	Hole Dia.
SLP125-187-01	.125 (3.18)
*Available in UL94 V0 material, RMS-19 by special order. To order, replace -01 with -19.	

SEI Sheet Edge Insert



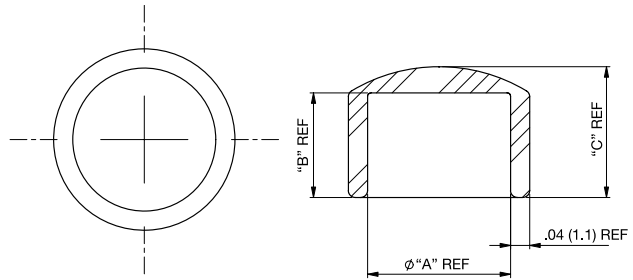
Material: UL94 V2 Nylon 6/6, RMS-01 Color: Black							
Standard Pack: 1,000 per bag							
Part No.	"A" Dia.	"B" Dia.	"C"	Thread Type	Panel Thickness	Mounting Hole	
SEI-1	.390 (9.9)	.210 (5.3)	.30 (7.6)	#6-32 UNC	.050 - .095 (1.27-2.41)	1	
SEI-2				M4	.050 - .091 (1.27-2.3)		
SEI-3				M3			
SEI-4	.429 (10.9)	.248 (6.3)	.339 (8.6)	M5	.050 - .095 (1.27-2.41)		2
SEI-5				M6			
Screwdriver required for screw installation							



RIVETS, SCREWS, WASHERS & NUTS

SC Screw Cap

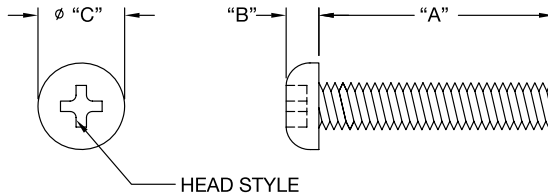
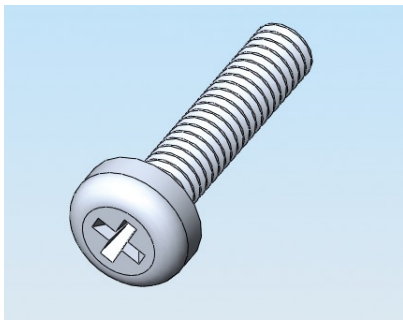
NEW



Material: Silicone Rubber, 50 Shore A, RMS-368 Color: Black				
Standard pack: 1,000 per bag				
Part No.	Recommended Button Head Screw Size	"A"	"B"	"C"
SC1-M4	#8, M4	.264 (6.7)	.197 (5)	.256 (6.5)
SC1-M5	1/4, M5	.323 (8.2)	.236 (6)	.295 (7.5)
SC1-M6	5/16, M6	.382 (9.7)	.276 (7)	.335 (8.5)

Other colors available by special order

NSS/NSP Slotted and Phillips Pan Head Screws



Mating Richco Hex Nuts		
Part#	Thread	Part#
NSS/NSP-4	#4-40	HN#4-40-01
NSS/NSP-6	#6-32	HN#6-32-01
NSS/NSP-8	#8-32	HN#8-32-01

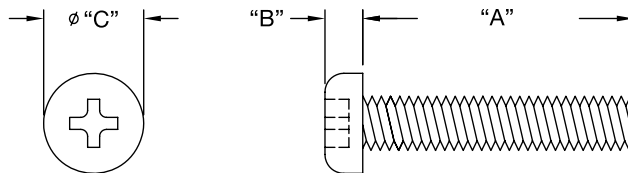
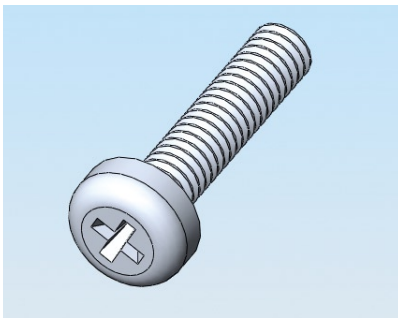
See page 60

Material: Nylon 6/6, RMS -01 Color: Natural	Standard Pack: 1,000 per bag			
	"B"	Thread	"C"	Head Style
NSS-4-#-01	.07 (1.8)	#4-40	.21 (5.3)	SLOTTED, PAN
NSS-6-#-01	.08 (2)	#6-32	.27 (6.9)	
NSS-8-#-01	.08 (2)	#8-32	.32 (8.1)	
NSP-4-#-01	.08 (2)	#4-40	.21 (5.3)	PHILLIPS, PAN
NSP-6-#-01	.09 (2.3)	#6-32	.26 (6.6)	
NSP-8-#-01	.11 (2.8)	#8-32	.32 (8.1)	

#	"A" + .000/-030
-2-	1/8 (3.2)
-3-	3/16 (4.8)
-4-	1/4 (6.4)
-5-	5/16 (7.9)
-6-	3/8 (9.5)
-7-	7/16 (11.1)
-8-	1/2 (12.7)
-10-	5/8 (15.9)
-12-	3/4 (19.1)
-14-	7/8 (22.2)
-16-	1.00 (25.4)

Available by special order;
5,000 piece minimum

NMS Nylon Metric Screw

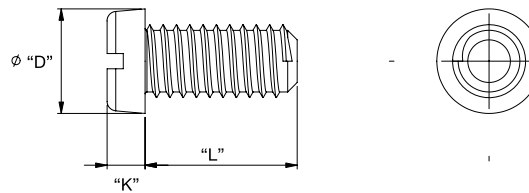



Material: UL94 V2 Nylon 6/6, RMS-01		Color: Natural		
Standard Pack: 1,000 per bag				
Part No.	"A"	"B"	Thread	"C"
NMS-306	.25 (6.4)	.10 (2.5)	M3	.22 (5.7)
NMS-308	.31 (8)			
NMS-310	.39 (10)			
NMS-312	.48 (12.1)			
NMS-408	.31 (8)	.11 (2.8)	M4	.29 (7.4)

RIVETS, SCREWS, WASHERS & NUTS

NSE-1207

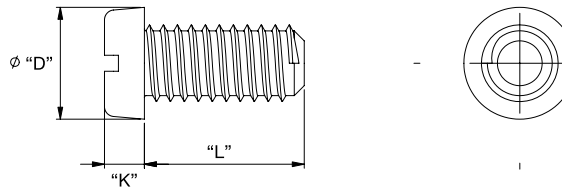

Slotted Cheese Head Screw



NSE-1207		Standard Pack: 1,000 per bag													
Mat'l: Nylon 6/6, RMS-179 Color: Natural	Thread	"L" Screw Length											"D"	"K"	
NSE-1207-M2-L	M2	4	5	6	8	10	12	16	20	25	-	-	-	3.8	1.4
NSE-1207-M2.5-L	M2.5	-	-	6	8	10	12	15	20	25	-	-	-	4.5	1.8
NSE-1207-M3-L	M3	4	5	6	8	10	12	16	20	25	30	-	-	5.5	2
NSE-1207-M4-L	M4	-	-	6	8	10	12	16	20	25	30	40	-	7	2.6
NSE-1207-M5-L	M5	-	-	6	8	10	12	16	20	25	30	40	-	8.5	3.3
NSE-1207-M6-L	M6	-	-	6	8	10	12	16	20	25	30	40	50	10	3.9
All dimensions in millimeters															
Parts available by special order only. 5,000 piece minimum.															

NSE-1580

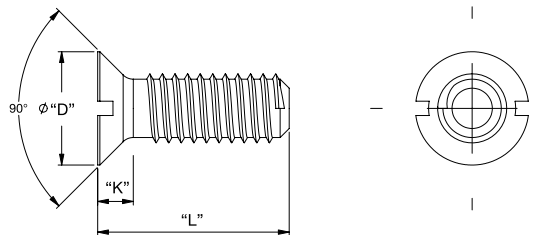
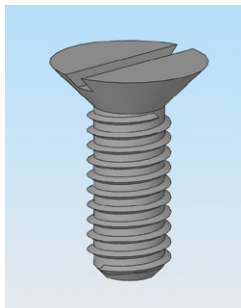
Slotted Pan Head Screw



Material: UL94 HB Nylon 6/6, RMS-179											Color: Natural				
Standard Pack: 1,000 per bag															
Part No.	Thread	"L" Screw Length											"D"	"K"	
NSE-1580-M2-L	M2	4	5	6	8	10	12	16	20	25	-	-	-	4	1.3
NSE-1580-M2.5-L	M2.5	-	-	6	8	10	12	15	20	25	-	-	-	5	1.5
NSE-1580-M3-L	M3	4	5	6	8	10	12	16	20	25	30	-	-	5.6	1.8
NSE-1580-M4-L	M4	-	-	6	8	10	12	16	20	25	30	40	-	8	2.4
NSE-1580-M5-L	M5	-	-	6	8	10	12	16	20	25	30	40	-	9.5	3
NSE-1580-M6-L	M6	-	5	6	8	10	12	16	20	25	30	40	50	12	3.6
All dimensions in millimeters															
Parts available by special order only. 5,000 piece minimum.															

NSE-2009

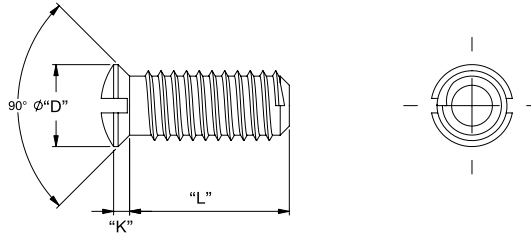
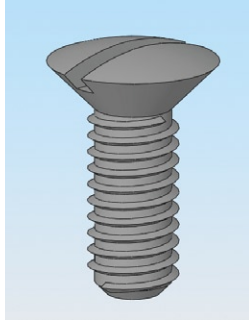
Countersunk Head Screw



NSE-2009		Standard Pack: 1,000 per bag																		
Mat'l: Nylon 6/6, RMS-179 Color: Natural	Thread	"L" Screw Length											"D"	"K"						
NSE-2009-M3-L	M3	5	6	-	8	-	-	16	-	20	25	30	-	42	-	5.5	1.65			
NSE-2009-M4-L	M4	-	6	-	8	10	12	15	16	-	20	25	30	35	-	8.4	2.7			
NSE-2009-M5-L	M5	-	-	7	8	10	12	15	16	18	20	25	30	35	40	-	9.3	2.7		
NSE-2009-M6-L	M6	-	-	-	8	10	12	-	16	-	20	25	30	-	40	-	50	60	11.3	3.3
All dimensions in millimeters																				
Parts available by special order only. 5,000 piece minimum.																				

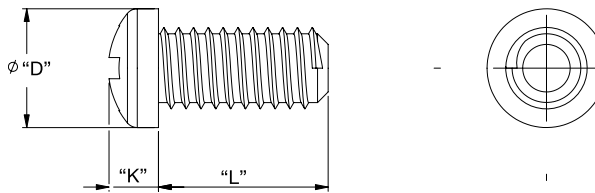
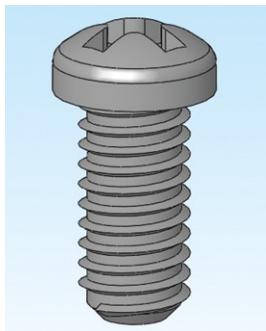
RIVETS, SCREWS, WASHERS & NUTS

NSE-2010
Slotted Countersunk
Oval Head Screw



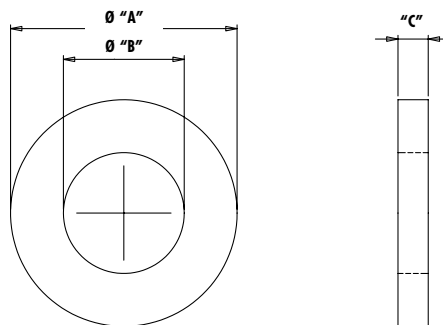
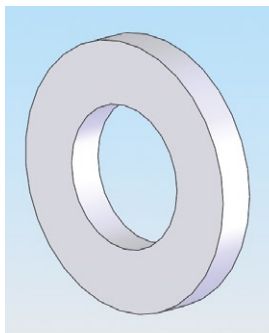
NSE-2010		Standard Pack: 1,000 per bag															
Mat'l: Nylon 6/6, RMS-179 Color: Natural	Thread	"L" Screw Length												"D"	"K"		
NSE-2010-M3-L	M3	5	6	8	10	12	-	16	-	20	-	25	-	-	-	5.5	1.65
NSE-2010-M4-L	M4	-	6	8	10	12	15	-	-	20	-	25	30	-	-	8.4	2.7
NSE-2010-M5-L	M5	-	-	-	10	12	15	-	18	20	-	25	30	-	-	9.3	2.7
NSE-2010-M6-L	M6	-	-	8	10	12	15	-	-	20	22	25	30	40	50	11.3	3.3
All dimensions in millimeters																	
Parts available by special order only. 5,000 piece minimum.																	

NSE-34812
Cross Recessed
Oval Head Screw



NSE-34812		Standard Pack: 1,000 per bag															
Mat'l: Nylon 6/6, RMS-179 Color: Natural	Thread	"L" Screw Length												"D"	"K"		
NSE-34812-M3-L	M3	4	5	6	8	10	12	16	20	25	-	-	-	-	6	2.4	
NSE34812-M4-L	M4	-	-	6	8	10	12	16	20	25	30	40	-	-	8	3.1	
NSE-34812-M5-L	M5	-	-	6	8	10	12	16	20	25	30	40	50	-	9.5	3.7	
NSE-34812-M6-L	M6	-	-	-	8	10	12	16	20	25	30	40	50	60	12	4.6	
All dimensions in millimeters																	
Parts available by special order only. 5,000 piece minimum.																	

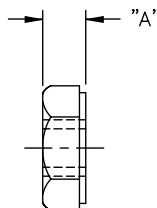
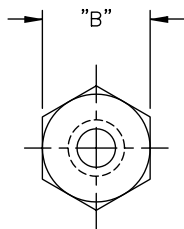
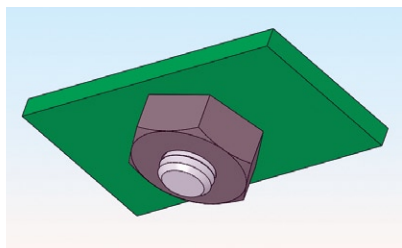
NWE
Nylon Washer



NWE-34815		Standard Pack: 1,000 per bag		
Mat'l: Nylon 6/6, RMS-174 Color: Natural	Thread	$\phi "A"$	$\phi "B"$	"C"
NWE-34815-M2.5	M2.5	6.5	2.7	0.5
NWE-34815-M3	M3	7	3.2	0.5
NWE-34815-M4	M4	9	4.3	0.8
NWE-34815-M5	M5	10	5.3	1
NWE-34815-M6	M6	12	6.4	1.6
All dimensions in millimeters				
Parts available by special order only. 5,000 piece minimum.				

RIVETS, SCREWS, WASHERS & NUTS

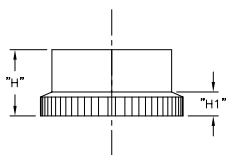
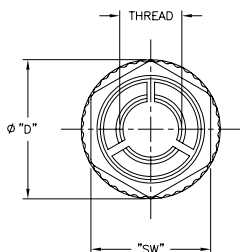
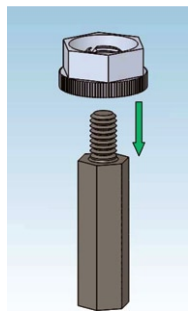
HN
Hex Nut



Color: Natural				
Part No.	Standard Pack: 1,000 per bag			
	"A"	"B"	Material	Thread
*HN#4-40-01	.093 (2.3)	.245 (6.2)	Nylon 6/6 (RMS-01)	#4-40
HN#6-32-01	.110 (2.8)	.305 (7.7)	Nylon 6/6 (RMS-01)	#6-32
HN#8-32-01	.125 (3.2)	.338 (8.6)	Nylon 6/6 (RMS-01)	#8-32
HN-M3-79	.10 (2.5)	.22 (5.5)	Polycarbonate (RMS-79)	M3
HN-M4-01	.12 (3)	.27 (6.9)	Nylon 6/6 (RMS-01)	M4
HN-M4-79	.13 (3.3)	.31 (8)	Polycarbonate (RMS-79)	M4
HN-M6-01	.21 (5.4)	.39 (9.9)	Nylon 6/6 (RMS-01)	M6

**Part does not carry the washer face*

KNF
Kwik Nut Fastener

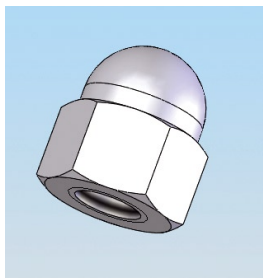


Material: Nylon 6/6, RMS-48 Color: Black					
Part No.	Standard Pack: 1,000 per bag				
	Thread	"SW"	"D"	"H"	"H1"
KNF-30	M3	.28 (7)	.32 (8.2)	.15 (4)	.06 (1.5)
KNF-40	M4	.32 (8)	.37 (9.4)	.19 (4.7)	.06 (1.5)

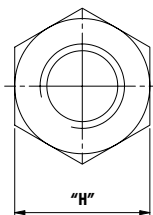
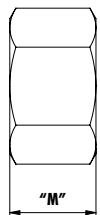
Features

- To press fit over a threaded stud. To install, push down the length of the threaded fastener to desired location and lock with a 180° turn
- To unscrew, remove with a wrench

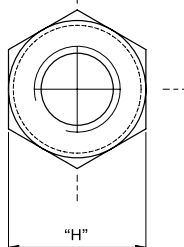
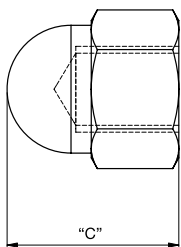
NNE
Nylon Nuts



NNE-34814



NNE-1587



Material: UL94 HB Nylon 6/6, RMS-174			
Color: Natural			
Standard Pack: 1,000 per bag			
Part No.	Thread	"M"	"H"
NNE-34814-M2	M2	1.6	4
NNE-34814-M2.5	M2.5	2	5
NNE-34814-M3	M3	2.4	5.5
NNE-34814-M4	M4	3.2	7
NNE-34814-M5	M5	4.2	8
NNE-34814-M6	M6	5	10

All dimensions in millimeters

Parts available by special order only. 5,000 piece minimum.

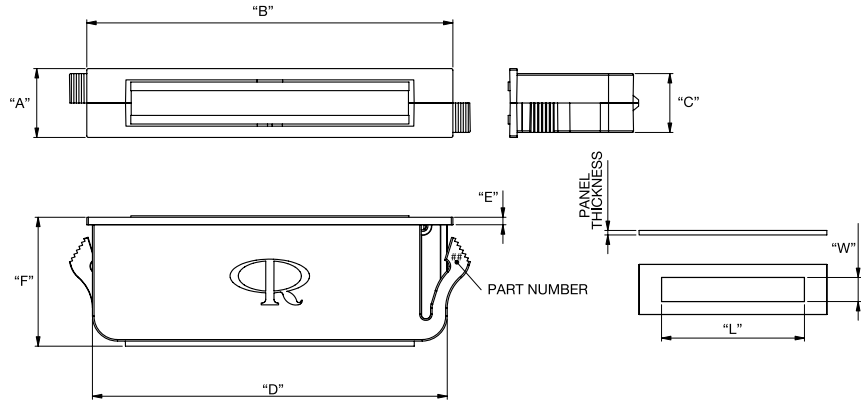
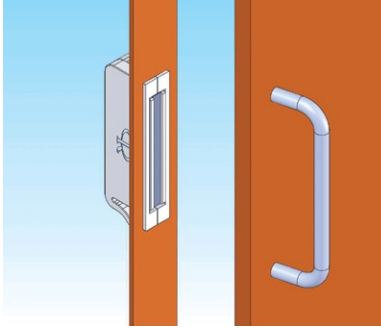
Material: UL94 HB Nylon 6/6, RMS-174			
Color: Natural			
Standard Pack: 1,000 per bag			
Part No.	Thread	"C"	"H"
NNE-1587-M3	M3	6	5.5
NNE-1587-M4	M4	8	7
NNE-1587-M5	M5	10	8
NNE-1587-M6	M6	12	10

All dimensions in millimeters

Parts available by special order only. 5,000 piece minimum.

ML Magnetic Latch

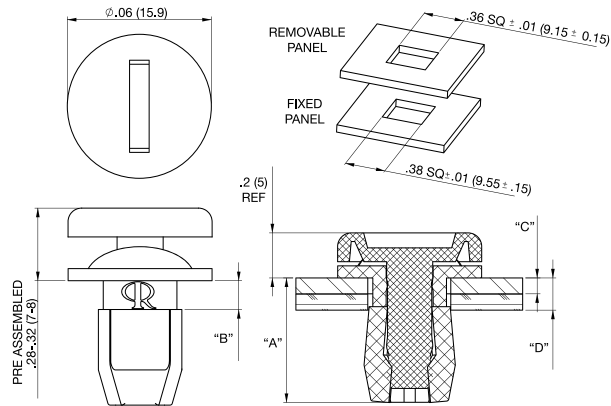
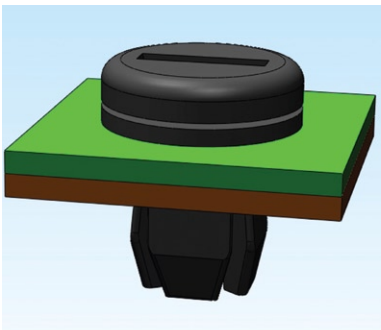
NEW



Part No.		Material: Housing; Polypropylene, RMS-150A; Housing Pole; 1010 Steel, RMS-198, Zinc Coating, RMS-354; Magnet; Betaflex, RMS-408 Standard Pack: 10 per bag																			
Color: White	Color: Black	"A"	"B"	"C"	"D"	"E"	"F"	"G"	"H"	Panel Thickness		"L"	"W"								
ML-S-1	ML-S-1BK	.303 (7.7)	.929 (23.6)	.236 (6)	.858 (21.8)	.031 (0.8)	1.063 (27)	.020 (0.5) .079 (2)	.524 (13.3)	.020-.079 (0.5-2) .079-.138 (2-3.5)		.875 (22.2)	.250 (6.4)								
ML-M-1	ML-M-1BK	.362 (9.5)	1.563 (39.7)	.303 (7.7)	1.484 (37.7)		1.791 (45.5)	.020 (0.5) .079 (2) .138 (3.5)	1.00 (25.4)	.020-.079 (0.5-2) .079-.138 (2-3.5) .138-.197 (3.5-5)		1.50 (38.1)	.320 (8.1)								
ML-M-2	ML-M-2BK							.433 (11)		2.303 (58.5)	.362 (9.2)			2.232 (56.7)	.047 (1.2)	2.52 (64)	.079 (2) .138 (3.5)	.811 (20.6)	.020-.079 (0.5-2) .079-.138 (2-3.5) .138-.197 (3.5-5)		2.25 (57.1)
ML-L-1	ML-L-1BK																				
ML-L-2	ML-L-2BK	.433 (11)	2.303 (58.5)	.362 (9.2)	2.232 (56.7)	.047 (1.2)	2.52 (64)	.079 (2) .138 (3.5)	.811 (20.6)	.020-.079 (0.5-2) .079-.138 (2-3.5) .138-.197 (3.5-5)		2.25 (57.1)	.380 (9.6)								
ML-L-3	ML-L-3BK																				

QTPF Quarter Turn Panel Fastener

NEW



Features

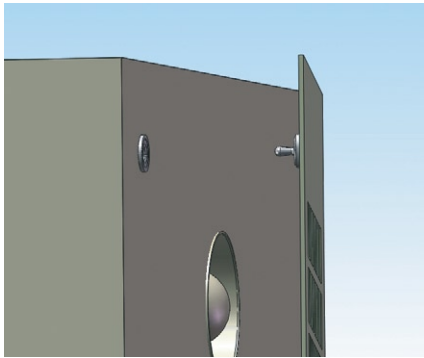
- Using a flat-head screwdriver or coin, a quarter-turn releases the bottom panel while retaining the fastener in the removable panel

Material: UL94 HB Acetal, RMS-14 Color: Black				Standard Pack: 1,000 per bag	
Part No.:	"A"	"B"	Removable Panel Thickness "C"	Total Panel Thickness "D"	
QTPF-1BK	.48 (12.3)	.07 (1.7)	.02-.06 (0.5-1.6)	.08-.20 (2-5)	
QTPF-2BK	.54 (13.7)	.12 (3.1)	.07-.12 (1.8-3.1)	.16-.24 (4-6.2)	

White color available by special order. To order replace BK with WH.

MOTION CONTROL, BUMPERS & FEET

CS Catch & Striker

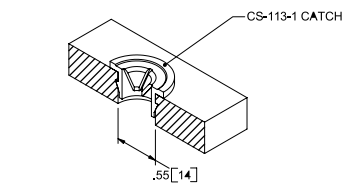


Average Insertion & Extraction Data for the CS Series				
	CS-113-1		CS-113-4	
	Insertion (N)	Extraction (N)	Insertion (N)	Extraction (N)
CS-113-2	34	22	12	11
CS-113-5				
CS-113-6	24	64	16	38

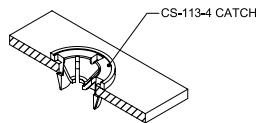
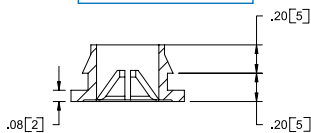
Features

- Striker is mounted with the striker base (CS-113-3) and screwed into the door or mounted to outside of removable panel (CS-113-6)
- The catch is designed either for mounting in wood cabinets (CS-113-1) or into a panel (CS-113-4)

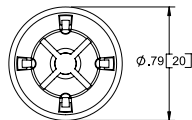
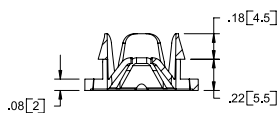
CS-113-1	CS-113-4	CS-113-2	CS-113-5	NEW CS-113-6	CS-113-3
Blind Hole Catch	Catch	Striker	Striker	Striker	Base
Mat'l: UL94 V2 Supertough Nylon 6/6, RMS-73 Color: Black	Mat'l: UL94 V2 Supertough Nylon 6, RMS-159 Color: Natural	Mat'l: UL94 V2 Supertough Nylon 6/6, RMS-73 Color: Black	Mat'l: UL94 V2 Supertough Nylon 6/6, RMS-01 Color: Natural	Mat'l: UL94 HB Impact Modified Nylon 6/6, RMS-148 Color: Natural	Mat'l: UL94 HB Acetal, RMS-39 Color: Black
To press-fit into a .551 ± .003 (14 ± 0.08) dia. Hole, in a .394 (10) min. thick board of compliant material (i.e. wood, fiberboard, etc.)	To snap-lock in a .551 ± .003 (14 ± 0.08) dia. Hole, in a .125 (3.2) nom. panel thickness.	Mounted with the use of CS-113-3	Mounted with the use of CS-113-3 Black color available by special order. Add BK to the end of the part no.	To fit a .23-.25 (5.8 - 6.4) dia. Hole, in a .062 (1.6) thick panel Striker comes as one part including the retainer washer	Use #4, #5 or M3 countersunk screw.
Standard Pack: 500 per bag					



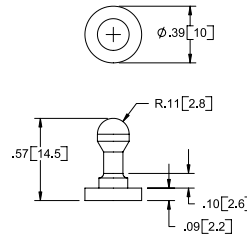
CS-113-1 Catch



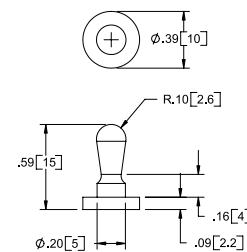
CS-113-4 Catch



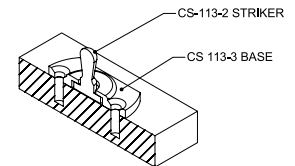
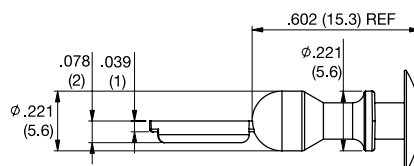
CS-113-5 Striker



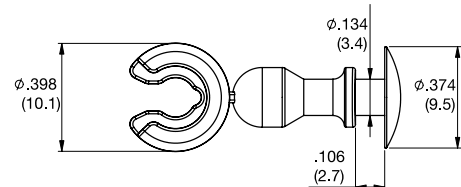
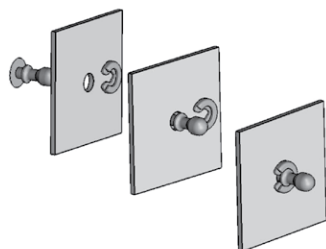
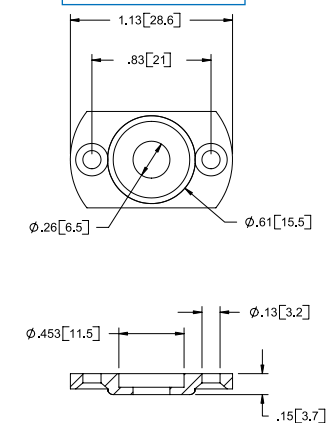
CS-113-2 Striker



CS-113-6 Striker



CS-113-3 Base



MOTION CONTROL, BUMPERS & FEET

DCS

Metal & Plastic Catch & Striker

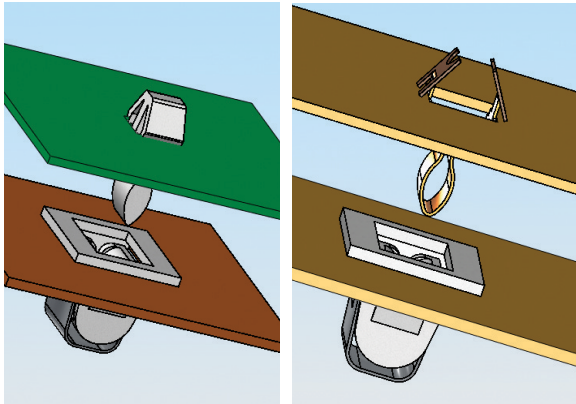


Fig. 1

Fig. 2

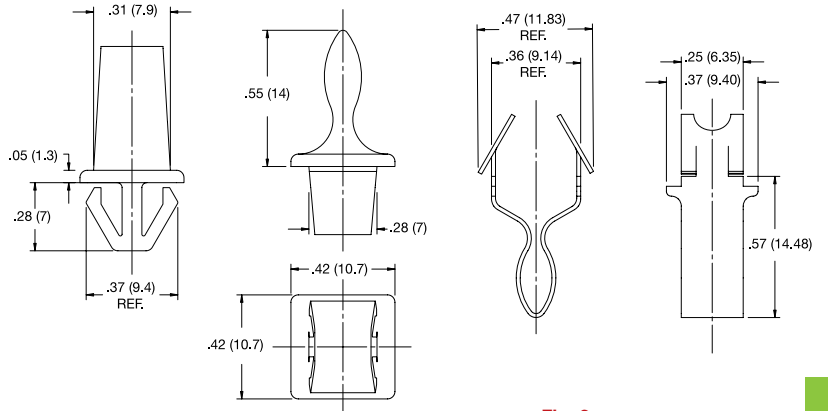
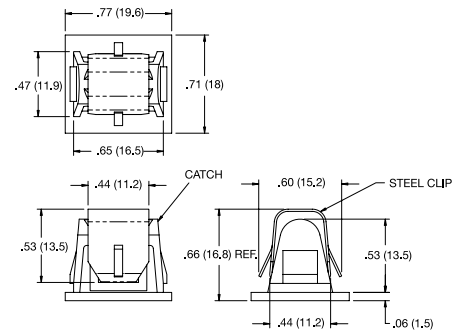


Fig. 3

DCS-1 (Fig. 1)	DCS-4 (Fig. 2)	DCS-7 (Fig. 3)
Plastic Striker	Metal Striker	Catch Assembly
Mat'l: POM, RMS-14 Color: Natural	Mat'l: Plated Steel, RMS-212 Color: Dichromate Plated Finish, RMS-272	Mat'l: Catch: Nylon 6/6, RMS-01 Color: Natural. Metal Clip: Plated Steel, RMS-212, Black Oxide Finish, RMS-372
To snap lock into a .287 (7.29) square hole, .032-.052 (0.81-1.32) panel thickness.	To snap lock into a .287 (7.29) square hole, .032-.052 (0.81-1.32) panel thickness.	To snap lock into a .515 x .655 (13.08 x 16.64) rectangular hole, in a .035-.062 (0.89-1.57) panel thickness.
Standard Pack: 500 per bag		



DL/DLS

Door Latch and Strikers



Fig. 1 Door Latch

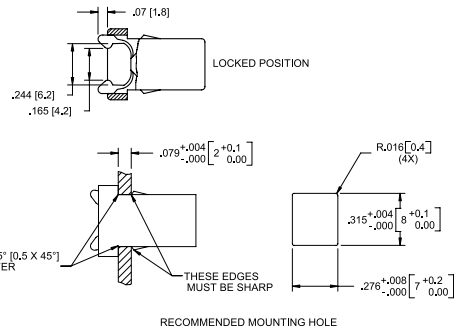
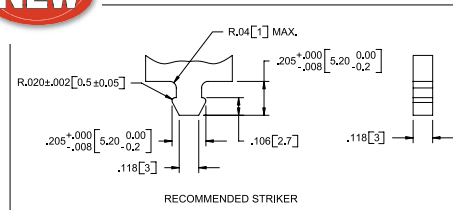
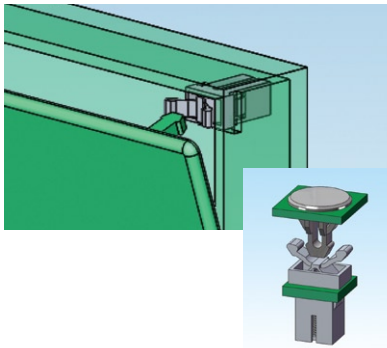


Fig. 2 Striker

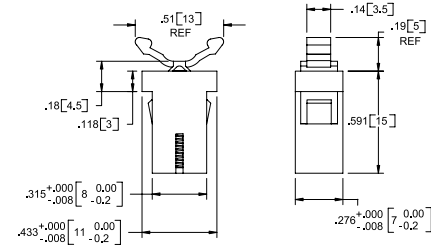
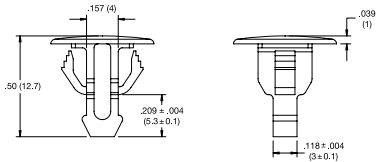
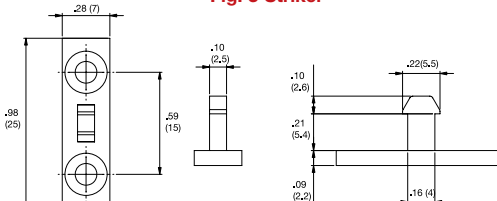
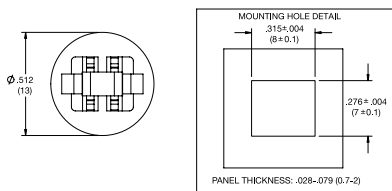


Fig. 3 Striker



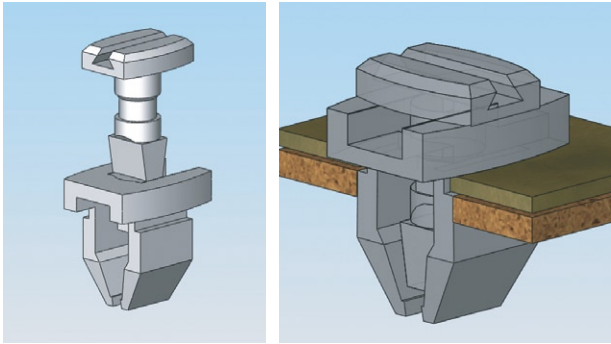
Mat'l: UL94 HB Acetal, RMS-121, Spring: Stainless Steel, RMS-280		
Color: Black		
Standard Pack: 500 per bag		
Part No.	Description	Fig.
DL-1X	Door Latch	1
Audible Lock and Release		
Supplied in released position		
Locking Stroke = .21 (5.4)		
Release Stroke = .05 (1.3)		
Locking Stroke Force = 16 oz. ± 6.3 oz. (500 gr. ± 200 gr.)		
Retention Force (Locked) = 32.2 oz. (1 kg.) Min.		
Continuous Working Temperature = 14 - 140°F (-10 - 60°C)		
Storage Temperature = -40°F to 176°F (-40°C to 80°C)		
Life Cycle = 50,000 operations		
All values for reference only		

Material: UL94 HB Acetal, RMS-14 Color: Black		
Standard Pack: 1,000 per bag		
Part No.	Fig.	Mounting Method
DLS-1	2	Reverse Mount
DLS-2	3	#3 or M3 Countersunk Screws

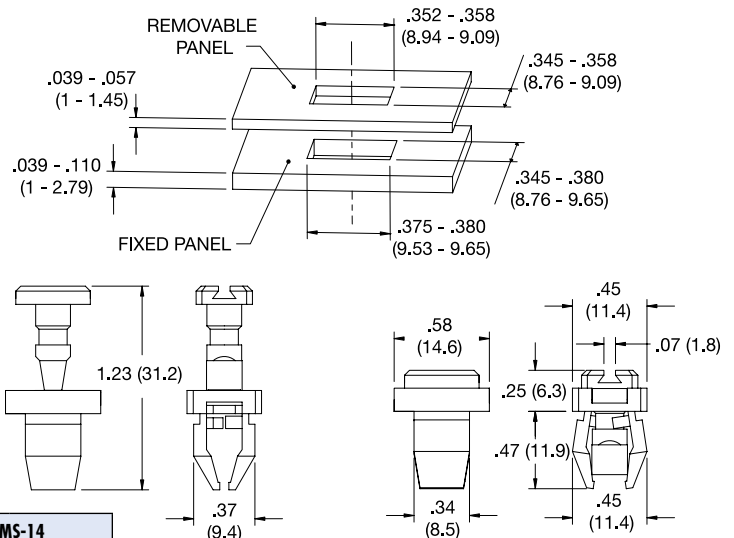
MOTION CONTROL, BUMPERS & FEET

FQT

Quarter Turn Panel Fastener



PANEL DETAILS



Material: Acetal, RMS-14		
Part No.	Color	Standard Pack
FQT-1	White	1,000 per bag
FQT-1BK	Black	1,000 per bag

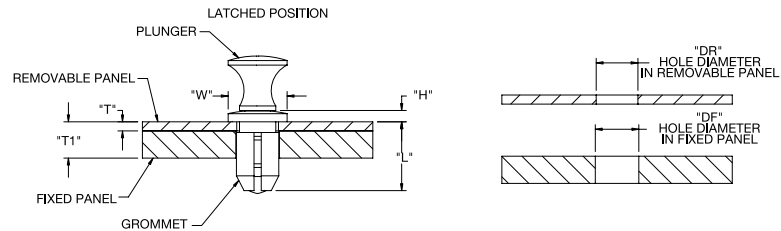
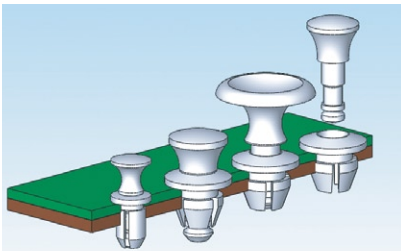
NEW

Features

- Easily installed by driving the plunger into the grommet with a hammer locking the two panels together
- Panels are easily separated using a screwdriver to rotate the plunger a quarter turn

SLG/SLPL/SLPB

Snap Latch

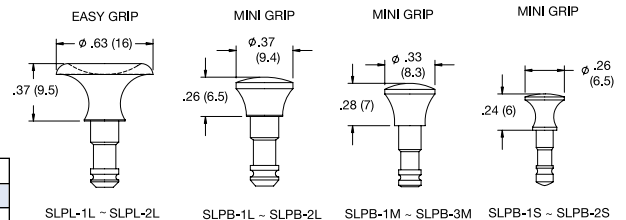


Features

- To install, push the grommet into the removable panel and then the desired plunger into the grommet. When the panel and plunger are pushed into the fixed panel, it locks them together
- Simply pull on the plunger to remove the non-fixed panel

Part No. Examples			
Grommet Part No.	Dash	Style	Color
SLG	-	SL	B
Plunger Part No.	Dash	Style	Color
SLPL	-	1L	W

PLUNGER STYLES



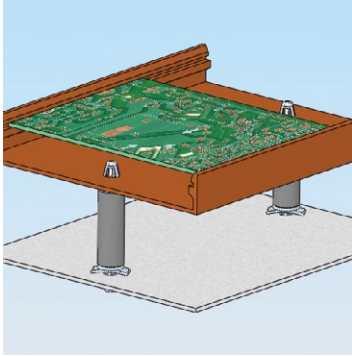
Mat'l: Plunger; UL94V2 Nylon 6, RMS-120, Grommet; UL94 V2 Polycarbonate, RMS-72									Standard Pack: 1,000 per bag		
Grommet Part Number	Grommet Style	"W"	"H"	"L" Ref.	Removable Panel Thickness "T" Max.	Total Panel Thickness "T1" Min. - Max.	Removable Panel Hole Dia. Range "DR"	Fixed Panel Hole Dia. Range "DF"	Mating Plunger Part Number	Alternate Mating Plunger Part Number	Plunger Style
SLG	1L	.425 (10.8)	.079 (2)	.354 (9)	.063 (1.6)	.079 - .165 (2 - 4.2)	.295 - .303 (7.5 - 7.7)	.315 - .323 (8 - 8.2)	SLPL	SLPB	1L
	2L			.394 (10)	.098 (2.5)	.118 - .205 (3 - 5.2)	.234 - .240 (5.95 - 6.1)	.250 - .256 (6.35 - 6.5)			2L
	1M			.315 (8)	.043 (1.1)	.059 - .146 (1.5 - 3.7)					SLPB
	2M	.335 (8.5)	.063 (1.6)	.079 - .165 (2 - 4.2)	2M						
	3M	.374 (9.5)	.098 (2.5)	.118 - .272 (3 - 5.2)	3M						
	1S	.256 (6.5)	.047 (1.2)	.299 (7.6)	.039 (1)	.079 - .158 (2 - 4)					
2S	.319 (8.1)			.059 (1.5)	.098 - .177 (2.5 - 4.5)	2S					

Color: Black or White. To order, add suffix "B" or "W" to the end of the part number.

Plunger and mating grommet sold separately.

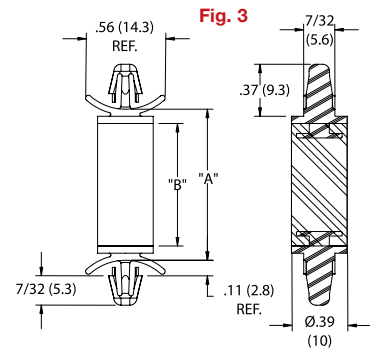
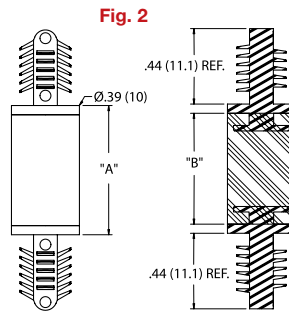
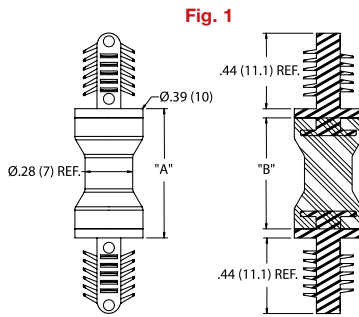
MOTION CONTROL, BUMPERS & FEET

HSCBS/VD Vibration and Shock Dampening Spacers

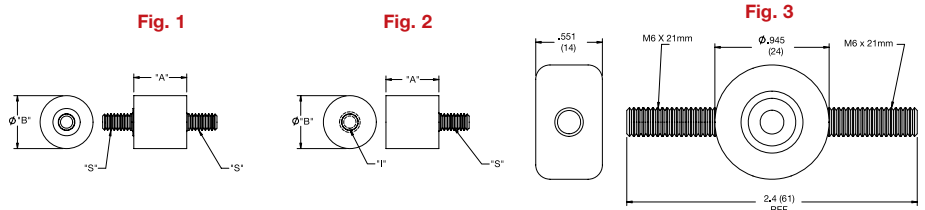

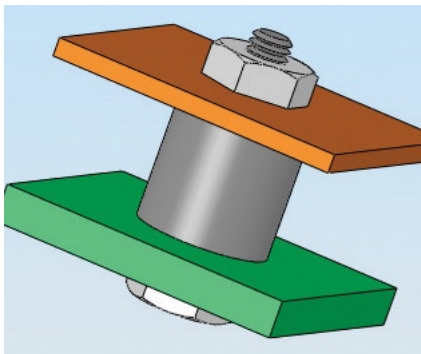


Patent 7,257,870

Fix Mat'l: UL94 V0 Nylon 6/6, RMS-169 Color: Natural					Standard Pack: 1,000 per bag					
Part No.	"A" ± .03 (0.8) Uncompressed	"B" Ref.	Hole Diameter	Panel Thickness	Spacer Material	Target Load	Fig.			
VD-2	.73 (18.5)	.62 (16.3)	.250 ± .003 (6.35 ± 0.08)	.07 ± .31 (1.8 ± 7.9)	UL94 HB TPE 35 Shore A, RMS-167 Color: Black	1.0 lbf (4.4N)	1			
VD-3	.97 (24.7)	.87 (22)								
VD-4	1.21 (30.7)	1.10 (28)								
VD-5	.49 (12.4)	.38 (9.7)								
VD-6	.73 (18.5)	.62 (16.3)				.187 ± .003 (4.75 ± 0.08)	.031 ± .078 (0.79 ± 1.98)	UL94 HB TPE 45 Shore A RMS-168 Color: Black	2.2 lbf (9.8N)	3
VD-7	.97 (24.7)	.87 (22)								
VD-8	1.21 (30.7)	1.10 (28)								
HSCBS-1	.59 (14.9)	.38 (9.7)								
HSCBS-2	.83 (21)	.62 (16.3)								
HSCBS-3	1.07 (27.1)	.87 (22)								
HSCBS-4	1.31 (33.2)	1.10 (28)								



QM Vibration Mount



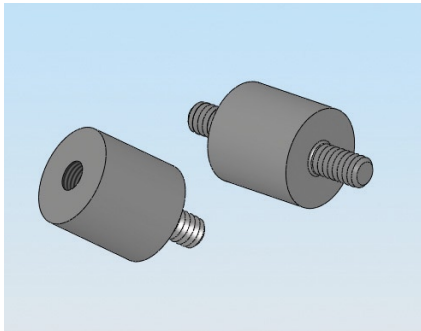
Mat'l: Neoprene Rubber 40 Shore A, RMS-241 Color: Black; Insert/Studs: 1010-1020 Steel, RMS-242; Plating: RMS-274.
*QM8 only: IIR, Shore 55 Shore A, RMS 360 Color: Black; Stud: Brass, RMS-349

Standard Pack: 100 per bag						
Part No.	"A"	"B"	Stud Thread "S"	Insert Thread "I"	Fig. No.	Ref Load at 15% Deflection Lbs (Kg)
QM1	7/16 (11.1)	7/16 (11.1)	#6-32 x 1/4	--	1	8 (4)
QM1T				#6-32 x 3/16	2	5 (2)
QM2T			#6-32 x 1/2	#6-32 x 3/16	2	7 (3)
QM3			--	--	1	9 (4)
QM3T	1/2 (12.7)	9/16 (14.3)	#8-32 x 3/8	#8-32 x 3/16	2	8 (4)
QM4				--	1	15 (7)
QM4T			#8-32 x 3/16	2	28 (13)	
QM5			3/4 (19.1)	1.0 (25.4)	#1/4-20 x 1/2	--
QM7	9/16 (14.3)	1/2 (12.7)	#10-32 x 3/8	--	1	3 (1)
QM7T				#10-32 x 3/16	2	10 (5)
NEW QM8				See Drawing for Dimensions		

Threaded metal insert may be blind clip, or through-nut.

MOTION CONTROL, BUMPERS & FEET

SDD Metric Vibration Mount

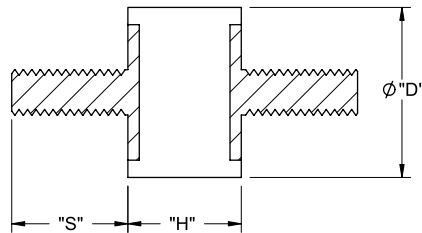


Mat'l: Natural Rubber; 55 Shore A, Color: Black; Inserts/Studs: ST37 Galvanized Steel, RMS-266						
Standard Pack: 100 per bag						
Part No.	"D" Dia.	"H"	Thread	Stud Thread "S"	Insert Thread "I"	Fig.
SDD-DAA-15-8-M4	15	8	M4	10	-	1
SDD-DIA-15-15-M4		15		13	4	2
SDD-DII-15-15-M4		-		-		3
SDD-DIA-15-30-M4		30		15	2	
SDD-DIA-20-25-M6	20	25	M6	19	6	1
SDD-DAA-25-15-M6	25	15		-	-	
SDD-DAA-25-20-M6		20		18.5	-	

All dimensions in mm.

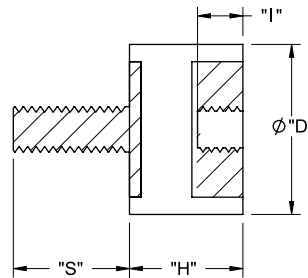
Available by special order, 1,000 piece minimum. Other sizes may be available.

Fig. 1



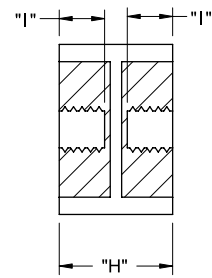
DAA

Fig. 2



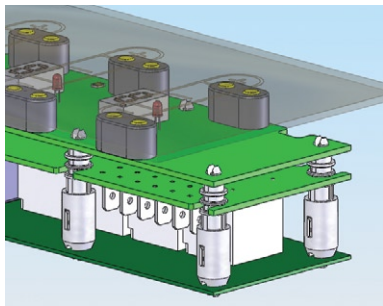
DIA

Fig. 3



DII

TCS Touch Control Spacer

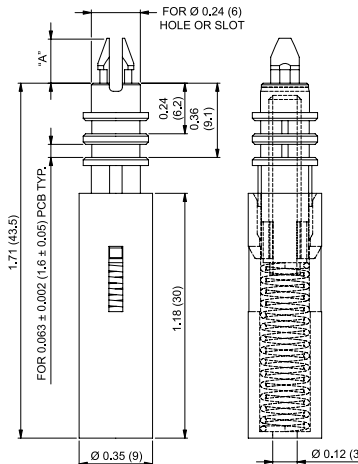


Patent Pending.

Features

- Spring provides continuous force to light sensors mounted onto a PCB so that they are in constant contact with the cover

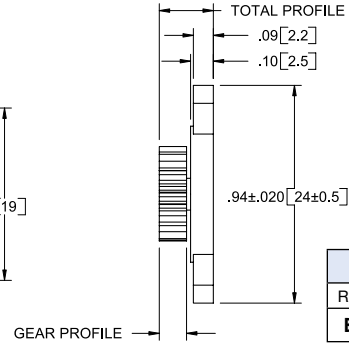
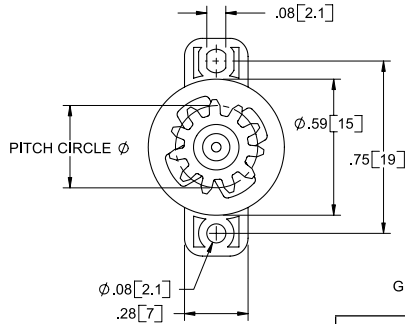
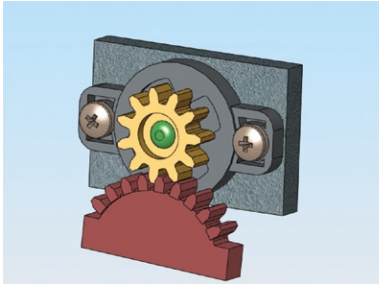
Top Hole: Snap-lock: $.165 \pm .002$ (4.2 ± 0.05)
 Panel Thickness: $.063 \pm .002$ (1.6 ± 0.05)



Bottom Hole: To locate over a vertical tab

Standard Pack: 500 per bag			
Color: Natural	"A"	Spacer Material	Spring Material
TCS-1	.21	Nylon 6/6, RMS-01	Stainless Steel
TCS-2	(5.4)	Nylon 6/6, RMS-19	
TCS-3	.17	Nylon 6/6, RMS-01	RMS-230
TCS-4	(4.2)	Nylon 6/6, RMS-19	
Travel: .12 (3)			
Custom designs available by special order.			

RFRT-G Two Way Rotary Damper

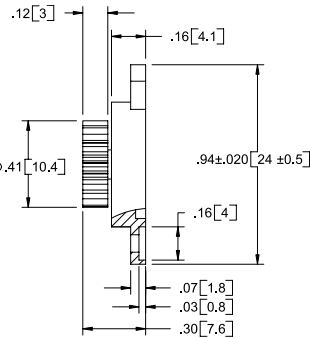
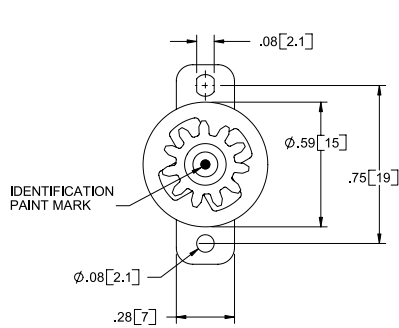
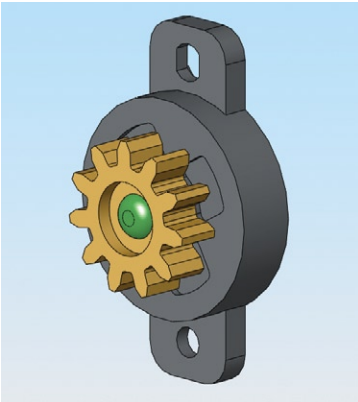


Part No. Example	
RFRT-G2-200-	G2
Base Part No.	Gear Type

GEAR SPECIFICATION			
GEAR*	1	2	3
Type	Standard Spur	Standard Spur	Standard Spur
Tooth Profile	Involute Gear	Involute Gear	Involute Gear
Pressure Angle	20°	20°	20°
No. of Teeth	14	10	11
Pitch Circle Dia.	Ø .28 (7)	Ø.39 (10)	Ø.35 (8.8)
Gear Profile	.15 (3.7)	.12 (3)	.14 (3.6)
Total Profile	.26 (6.6) Ref.	.23 (5.9) Ref.	.26 (6.5) Ref.

Material: Housing; UL94 HB Polycarbonate, RMS-161	
Shaft and Gear; UL94 HB Acetal, RMS-160	
Color: Black	Standard Pack: 1,000 per bag
Part No.	Torque (gf.cm) @20RPM & 23° C
RFRT-G2-200-G*	20 ± 7
RFRT-G2-300-G*	30 ± 8
RFRT-G2-450-G*	45 ± 10
RFRT-G2-600-G*	60 ± 12
RFRT-G2-101-G*	100 ± 20

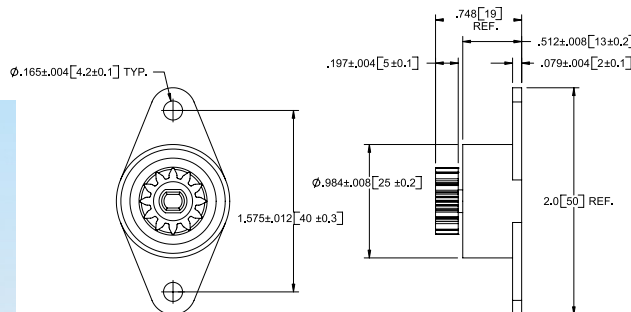
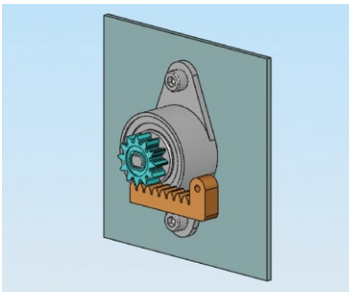
RFRT-PN Two Way Rotary Damper



GEAR SPECIFICATIONS	
Type	Standard Spur
Tooth Profile	Involute Gear
Pressure Angle	20°
Number of Teeth	11
Pitch Circle Diameter	Ø.35 (8.8)

Material: Housing; UL94 HB Polycarbonate, RMS-273		
Shaft and Gear; UL94 HB Acetal, RMS-160		
Color: Black	Standard Pack: 1,000 per bag	
Part No.	Torque (gf.cm) @20RPM & 23° C	Identification Paint Mark
RFRT-PN4	40 ± 10	Yellow
RFRT-PN6	60 ± 12	Blue
RFRT-PN5	80 ± 15	Green

RFRT-D2 Rotary Damper Two-Way High-Torque



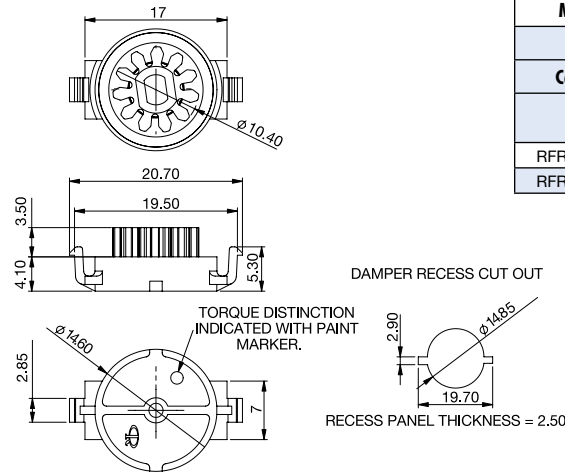
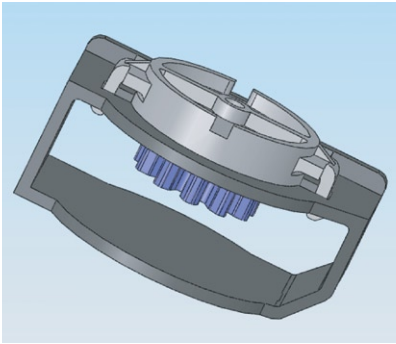
Material: Housing; UL94 HB Polycarbonate, RMS-161	
Shaft and Gear; UL94 HB Acetal, RMS-160	
Color: Black	Standard Pack: 100 per bag
Part No.	Torque (gf.cm) @ 20RPM & 23° C
RFRT-D2-102-G2	1000 ± 200
RFRT-D2-152-G2	1500 ± 300

GEAR SPECIFICATIONS	
Type	Standard Spur
Tooth Profile	Involute Gear
Pressure Angle	20°
No. of Teeth	12
Pitch Circle Diameter	Ø .47 (12)

MOTION CONTROL, BUMPERS & FEET

RFRT-G-CLIP

Snap In Rotary Damper



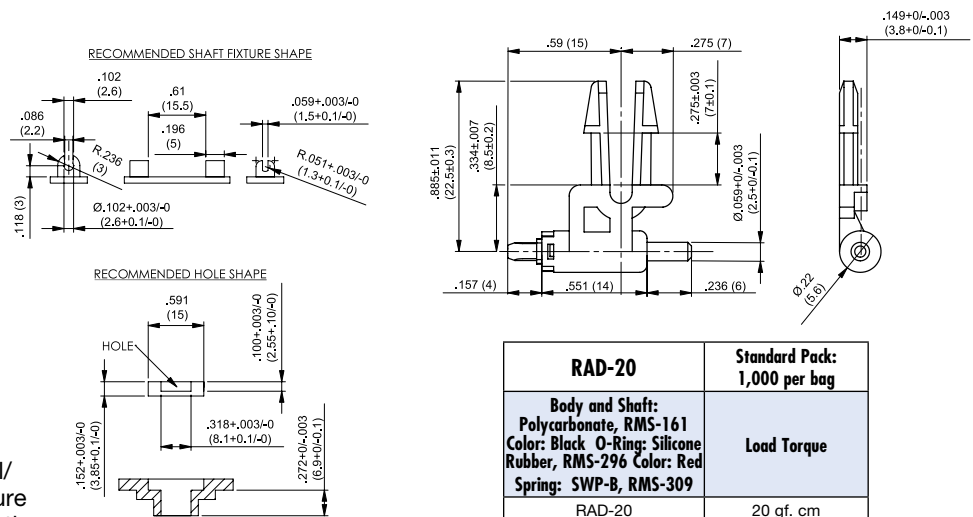
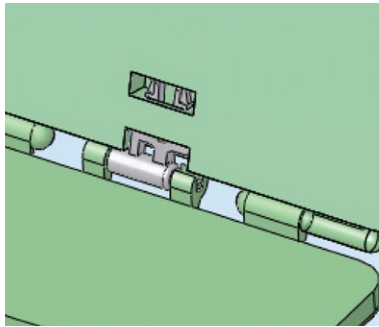
Material: Housing: UL94 HB Polycarbonate, RMS-161		
Shaft and Gear; UL94 HB Acetal, RMS-160		
Color: Black	Standard Pack: 1,000 per bag	
Part No.	Torque (gf.cm) @ 20RPM & 23° C	Identification Paint Mark
RFRT-20G-CLIP	20 ± 7	Yellow
RFRT-40G-CLIP	40 ± 10	White

GEAR SPECIFICATIONS	
Type	Standard Spur
Tooth Profile	Involute Gear
Module	0.8
Pressure Angle	20°
No. of Teeth	11
Pitch Circle Diameter	8.8
All dimensions in mm	

D

RAD-20

Axis Damper



RAD-20	Standard Pack: 1,000 per bag
Body and Shaft: Polycarbonate, RMS-161	Load Torque
Color: Black O-Ring: Silicone Rubber, RMS-296 Color: Red Spring: SWP-B, RMS-309	
RAD-20	20 gf. cm
Revolution Angle = 90°	
Max. Revolution Angle = 130° ± 10°	
All dimensions in mm	

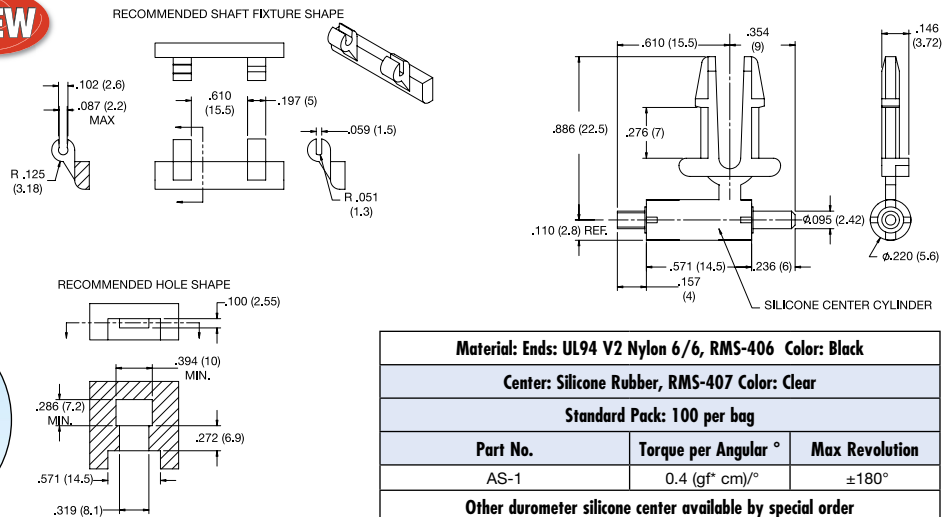
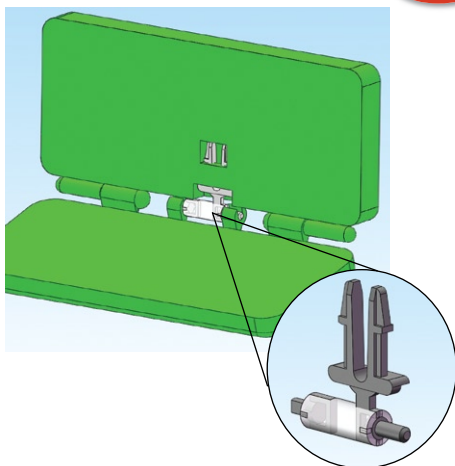
Features

- Damper snaps into the access panel/door (see Recommended Shaft Fixture Shape) and the recommended mounting shape in the chassis (see Recommended Hole Shape)

AS-1

Axis Spring

NEW

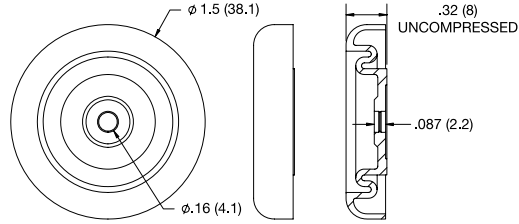



Material: Ends: UL94 V2 Nylon 6/6, RMS-406 Color: Black		
Center: Silicone Rubber, RMS-407 Color: Clear		
Standard Pack: 100 per bag		
Part No.	Torque per Angular °	Max Revolution
AS-1	0.4 (gf* cm)/°	±180°
Other durometer silicone center available by special order		

MOTION CONTROL, BUMPERS & FEET

SVF

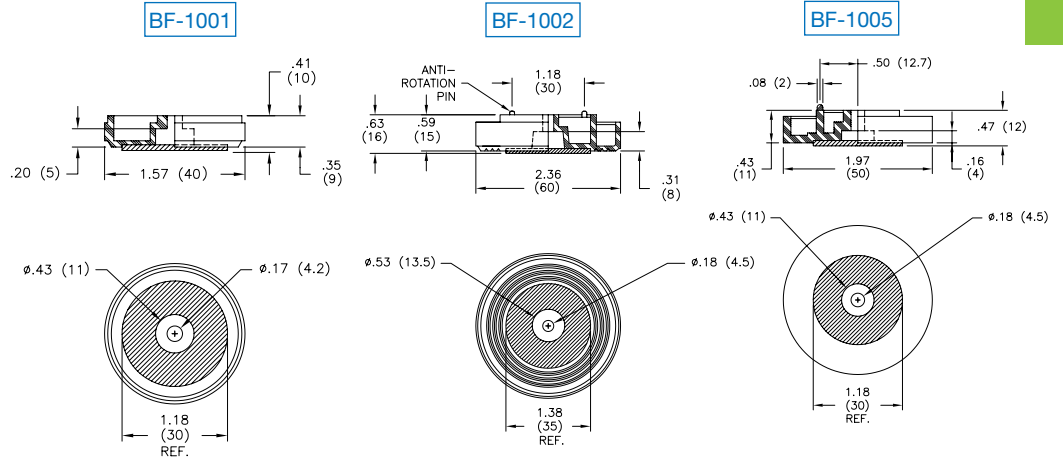
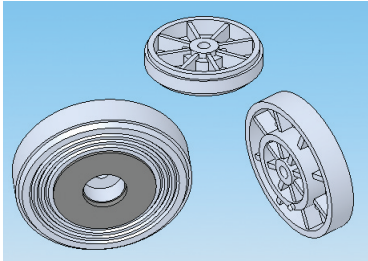
Shock & Vibration Dampening Foot



Color: Black Standard Pack: 400 per bag

Part No.		Panel Thickness Range	Richco Snap Rivet Sold Separately
Mat'l: TPE, 75 Shore A, RMS-158	Mat'l: TPE, 64 Shore A, RMS-384		Use With
SVF-1	SVF-2	.012 - .051 (0.3 - 1.3)	SR-4050
		.051 - .091 (1.3 - 2.3)	SR-4060
		.091 - .130 (2.3 - 3.3)	SR-4070
		.130 - .169 (3.3 - 4.3)	SR-4080

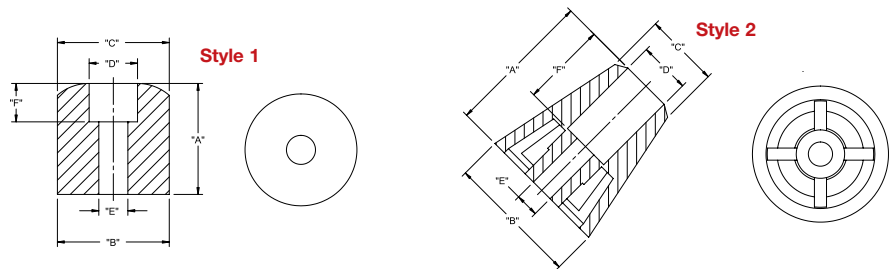
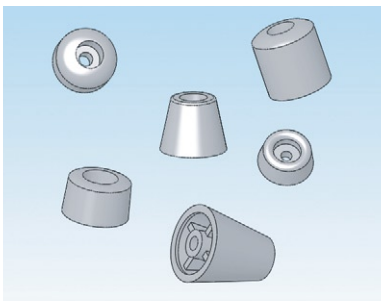
BF Big Foot



Standard Pack: 100 per bag

Part No.	Foot Material	Cushion Material	Recommended Mounting Screw	Load Capacity	Color
BF-1001	UL94 HB ABS, RMS-114	Nylon Fiber, RMS-240	#8 or M4 Pan Head	22 lbs. (10 kg.)	Black
BF-1002					
BF-1005					

SOF Screw on Feet



Material: Neoprene Rubber, RMS-190 Color: Black

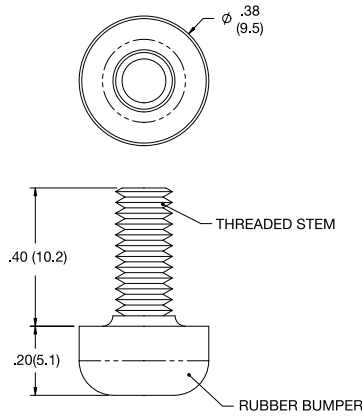

Standard Pack: 100 per bag

Part No.	"A"	Ø "B"	Ø "C" REF.	Ø "D"	Ø "E"	"F"	Style
SOF-15129	.28 (7.1)	.63 (15.9)	.54 (13.8)	.31 (8)	.13 (3.2)	.16 (4)	1
SOF-15140	.37 (9.5)	.69 (17.5)	-		.16 (4)	.20 (5.2)	2
SOF-15125	.45 (11.5)	.75 (19.1)	.71 (18)	.40 (10.2)	.20 (5)	.25 (6.35)	1
SOF-15111	.60 (15.25)	.75 (19)	.50 (12.7)	.31 (8)	.16 (4)	.19 (4.8)	2
SOF-15127	.72 (18.35)	.73 (18.5)	-		.19 (4.8)	.25 (6.35)	1
SOF-15126	.98 (25)	.89 (22.5)	.50 (12.7)		.34 (8.7)	.16 (4)	.57 (14.5)

MOTION CONTROL, BUMPERS & FEET

TB

Threaded Insert Bumper



**Material: Rubber Bumper: IIR, Shore 40-50A Durometer, RMS-348
Threaded Stem: Brass, RMS-349 Color: Black**

Standard Pack: 100 per bag

Part No.	Thread Type
TB-1	#6-32
TB-2	#8-32
TB-3	M3
TB-4	M4

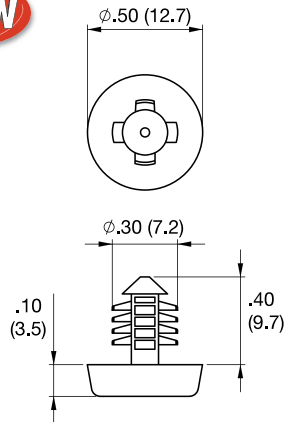
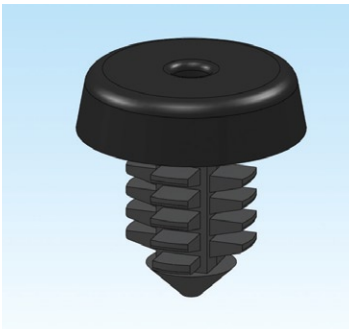
Typical Compression for 10 lb Maximum Load = .03 (0.8)

D

FBR-1

Foot, Barbed Mount

NEW



**Material: Rivet: UL94 V2 Nylon 6/6, RMS-01 Foot: TPE, RMS-351
Color: Black**

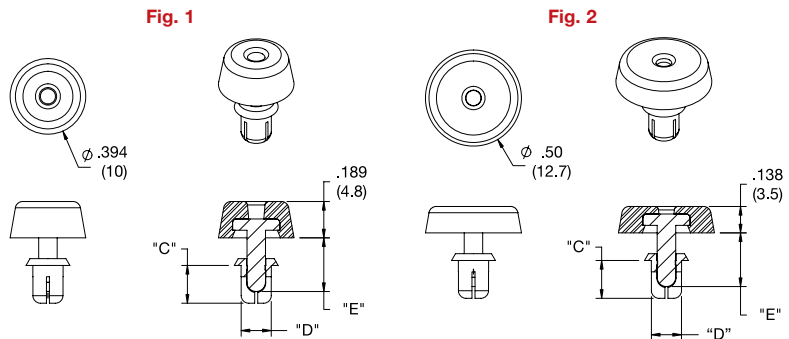

Standard Pack: 1,000 per bag

Part No.	Hole Dia. ± .003 (0.08)	Min. Panel Thickness
FBR-1	.268 (6.8)	.394 (10)

FSR

Foot, Snap Rivet Mount

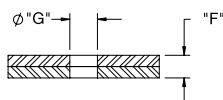
NEW



Material: Rivet: UL94 V2 Nylon 6, RMS-52 Foot: TPE, RMS-351, Color: Black

Standard Pack: 1,000 per bag

Part No.	Hole Dia "G"	Panel Thickness "F"	"C"	"D"	"E"	Fig
FSR-1	.142-.146 (3.6-3.7)	.047-.083 (1.2-2.1)	.138 (3.5)	.138 (3.5)	.201 (5.1)	1
FSR-2	.142-.146 (3.6-3.7)	.083-.118 (2.1-3)	.177 (4.5)	.138 (3.5)	.240 (6.1)	
FSR-3	.161-.165 (4.1-4.2)	.098-.138 (2.5-3.5)	.197 (5)	.157 (4)	.280 (7.1)	
FSR-4	.142-.146 (3.6-3.7)	.047-.083 (1.2-2.1)	.138 (3.5)	.138 (3.5)	.201 (5.1)	2
FSR-5	.142-.146 (3.6-3.7)	.083-.118 (2.1-3)	.177 (4.5)	.138 (3.5)	.240 (6.1)	
FSR-6	.161-.165 (4.1-4.2)	.098-.138 (2.5-3.5)	.197 (5)	.157 (4)	.280 (7.1)	



MOTION CONTROL, BUMPERS & FEET

FF Fast Foot

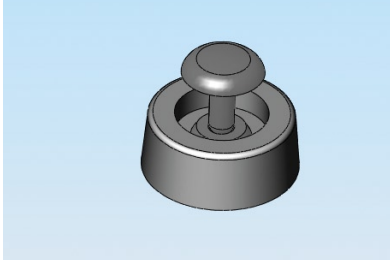
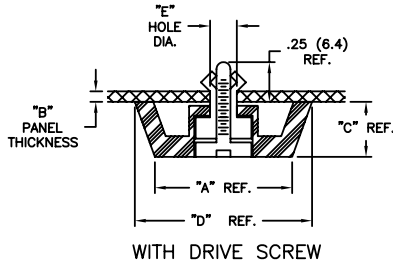
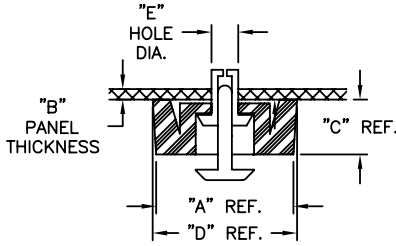


Fig. 1



WITH DRIVE SCREW

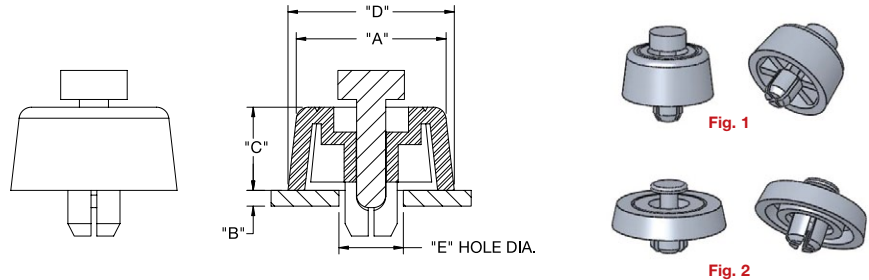
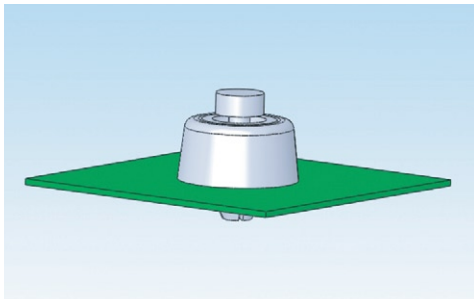
Fig. 2



WITH PUSH RIVET

Mat'l: Screw, UL94 HB Acetal, RMS-14, Rivet Mat'l: UL94 V2 Nylon 6, RMS-52 Color: Black					Standard Pack: 100 per bag				
Part No.	Foot Material	"A" Ref.	"B" Thickness Range	"C" Ref.	"D" Ref.	"E" Hole Diameter	Fig		
FF-001B	UL94 HB TPR, RMS-76	.79 (20)	.039 - .091 (1 - 2.3)	.55 (14)	.95 (24)	.197 - .201 (5 - 5.1)	1		
FF-004B		.71 (18)		.39 (10)	.79 (20)				
FF-003-P3X5.5B	UL94 HB TPR, RMS-42	.53 (13.5)	.031 - .071 (0.8 - 1.8)	.22 (5.5)	.56 (14.2)	.122 - .126 (3.1 - 3.2)	2		
FF-005-P4X5B		.79 (20)		.17 (4.2)	.83 (21)			.161 - .165 (4.1 - 4.2)	
FF-005-P4X6B									.071 - .111 (1.8 - 2.8)
FF-005-P4X7B									.114 - .146 (2.9 - 3.7)
FF-005-P4X8B		.150 - .189 (3.8 - 4.8)		.24 (6)	.59 (15)			.200 - .205 (5.1 - 5.2)	
FF-006-P4X6B		.024 - .039 (0.6 - 1)							
FF-006-P4X7B		.039 - .079 (1 - 2)		.79 (20)	.31 (8)			.83 (21)	.161 - .165 (4.1 - 4.2)
FF-006-P4X8B		.079 - .118 (2 - 3.1)							
FF-006-P5X6.5B		.031 - .047 (0.8 - 1.2)							
FF-006-P5X7.5B		.051 - .091 (1.3 - 2.3)							
FF-008-P4X6B	.031 - .071 (0.8 - 1.8)								
FF-008-P4X7B	.075 - .110 (1.9 - 2.8)								
FF-008-P4X8B	.114 - .157 (2.9 - 4)								
FF-009-P4X6B	0 - .031 (0 - 0.8)								
FF-009-P4X7B	.031 - .079 (0.8 - 2)								
FF-009-P4X8B	.083 - .118 (2.1 - 3)								
FF-010-P4X7B	.55 (14)	.35 (9)	.59 (15)	.142 - .146 (3.6 - 3.7)					
FF-010-P4X8B					.039 - .079 (1 - 2)				
FF-013-P3.5X4.5B	.39 (10)	.16 (4)	.43 (10.8)	.142 - .146 (3.6 - 3.7)					
FF-013-P3.5X5.5B					.020 - .047 (0.5 - 1.2)				
FF-013-P3.5X6.0B					.047 - .079 (1.2 - 2)				
FF-013-P3.5X7.0B					.059 - .087 (1.5 - 2.2)				
FF-013-P3.5X7.0B		.098 - .126 (2.5 - 3.2)							

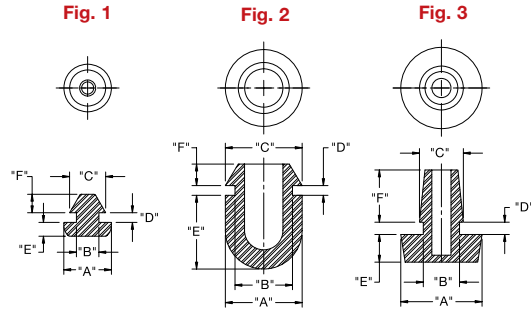
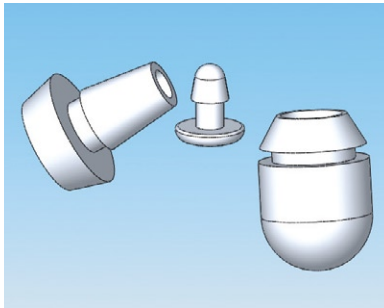
SFF Soft Fast Foot



Mat'l: Foot: TPE, 86 Shore A, RMS-42; Pin: Polypropylene, RMS-126						
Color: Black		Standard Pack: 100 per bag				
Part No.	"E" Hole Diameter	"B" Panel Thickness	"A" Ref.	"C" Ref.	"D" Ref.	Fig.
SFF-018	.305 (7.75)	.031 - .059 (0.8 - 1.5)	.71 (18)	.39 (10)	.79 (20)	1
SFF-021		.197 - .315 (5 - 8)	.79 (20)	.24 (6)	.83 (21)	
SFF-023		.031 - .059 (0.8 - 1.5)	.91 (23)	.20 (5)	.98 (25)	2
SFF-028			.71 (18)	.59 (15)	.79 (20)	1

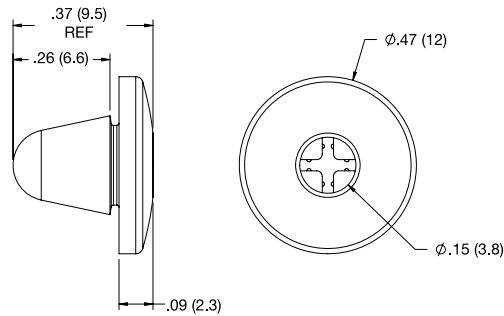
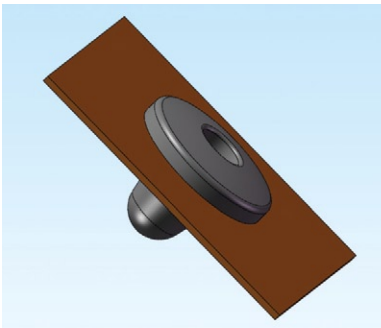
MOTION CONTROL, BUMPERS & FEET

POF Push on Feet



Material: UL94 HB TPE, RMS-262 Color: Black			Standard Pack: 100 per bag						
Part No.	Recommended Mounting Hole	Recommended Panel Thickness	"A" Dia.	"B" Dia.	"C" Dia.	"D"	"E"	"F" Ref.	Fig.
POF-40022	.146 - .150 (3.7-3.8)	.126 (3.2)	.31 (7.9)	.126 (3.2)	.17 (4.4)	.13 (3.3)	.06 (1.5)	.14 (4.1)	1
POF-40048	.177 - .181 (4.5-4.6)	.059 (1.5)		.146 (3.7)	.24 (6.1)	.06 (1.6)	.09 (2.3)	.12 (3)	
POF-40059	.374 - .378 (9.5-9.6)		.50 (12.7)	.374 (9.5)	.50 (12.7)		.48 (12.2)	.14 (3.6)	2
POF-50185	.236 - .240 (6-6.1)	.075 (1.9)	.53 (13.4)	.236 (6)	.29 (7.3)	.08 (2)	.18 (4.6)	.34 (8.6)	
POF-12664	.276 - .280 (7-7.1)	.047 (1.2)	.62 (15.7)	.276 (7)	.34 (8.6)	.05 (1.3)	.20 (5.1)	.16 (4.1)	

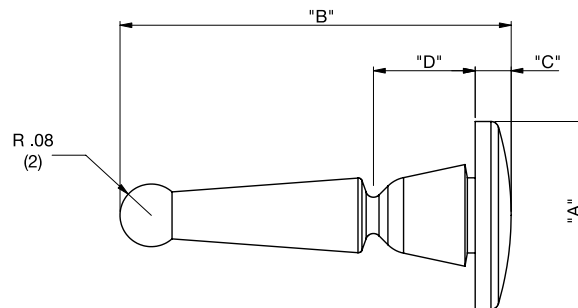
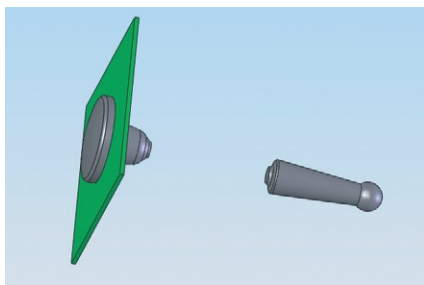
BIB-1 Blind Install Bumper



Material: Silicone Rubber, 45 Shore A, RMS-364 Color: Black			
Part No.	Mounting Hole	Panel Thickness	Standard Pack
BIB-1	.197 - .212 (5-5.4)	.024 - .031 (1.6 - 0.8)	1,000 per bag

Installed with a #1 Phillips Screwdriver or 1/8 (3.2) Dia. or smaller blunt end rod

BAB Break-Away Bumper



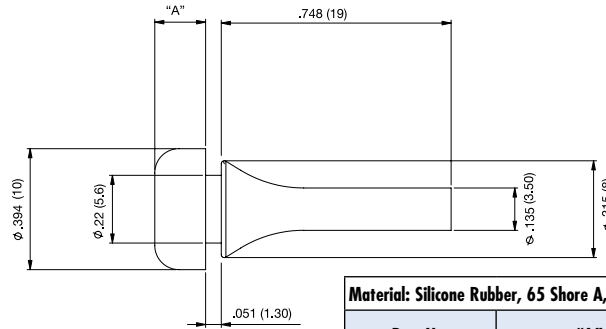
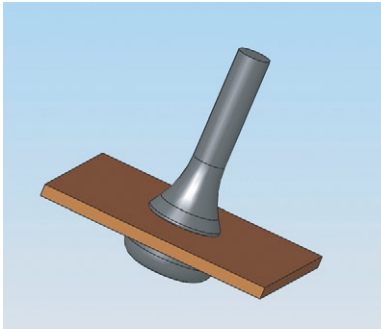
Features

- Mounting tab designed to break-away after assembly to save space

Color: Black							Standard Pack: 1,000 per bag
Part No.	"A"	"B"	"C"	"D"	Panel Thickness	Hole Diameter	Material
BAB-1	.47 (12)	.98 (25)	.09 (2.3)	.26 (6.5)	.024 - .031 (0.6 - 0.8)	.197 - .213 (5 - 5.4)	Silicone Rubber, 40 Shore A, RMS-316
NEW BAB-2							Silicone Rubber, 50 Shore A, RMS-364
NEW BAB-3	.39 (10)	.79 (20)	.08 (2)	.16 (4.3)	.020 (0.5)	.185 - .197 (4.7-5)	

MOTION CONTROL, BUMPERS & FEET

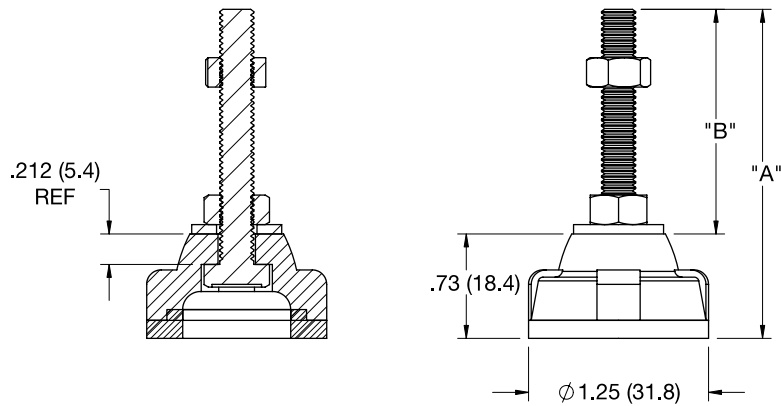
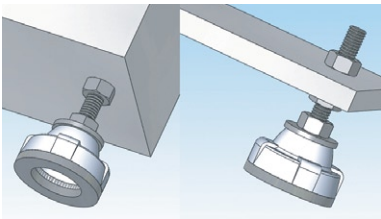
BPM
Pull Mount Bumper



Material: Silicone Rubber, 65 Shore A, RMS-321 **Standard Pack: 1,000 per bag**

Part No.	"A"	Color	Hole Dia.	Panel Thickness
BPM-1	.118 (3)	Grey	.24 - .25 (6 - 6.35)	.059 (1.5)
BPM-2	.165 (4.2)	Black		
NEW BPM-3	.196 (5)			

LLF
Leg Leveling Foot



Foot Material: TPE, RMS-262 and PP, RMS-150A Co-molded **Color: Black;**
Hardware: M6 Bolt & Nut, Stainless Steel, RMS-370; All other hardware, Stainless Steel, RMS-369

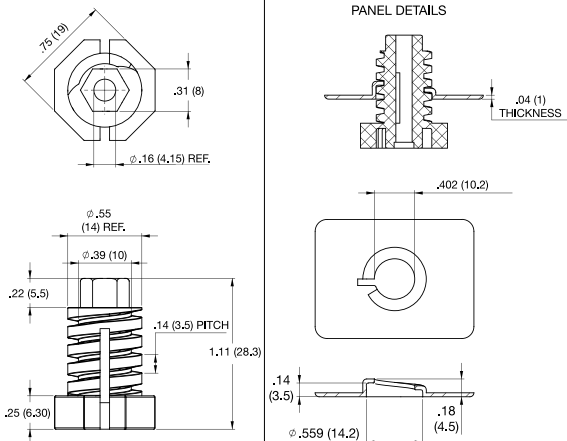
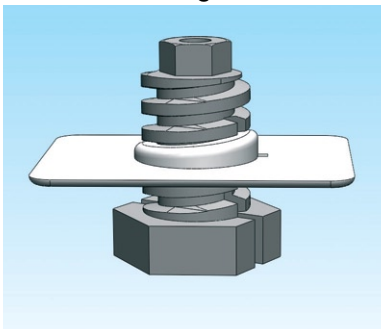
Standard Pack: 40 per Bag

Part No.	"A" Ref.	"B" Ref.	Part Assembly Includes
LLF-1	2.28 (58)	1.56 (39.6)	M6x45 Hex Bolt (x1); M6 Hex Nuts (x2); 1/2x0.04 - 0.05 Washer (x1)
LLF-2	2.26 (57.5)	1.54 (39.1)	1/4-20x1-3/4 Hex Bolt (x1); 1/4-20 Hex Nuts (x2); 5/8x0.04 - 0.05 Washer (x1)
NEW LLF-3	-	-	Foot Only (No Hardware Included)

Max. Load 56.2 Lbs. (25.5 Kg.)

LF-1
Leveling Foot

NEW

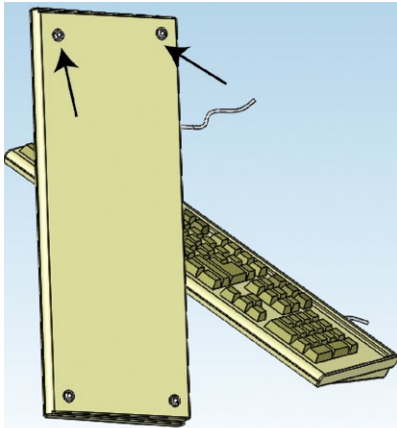


Material: Glass-Filled UL 94 V0 Nylon, RMS-18

Part No.	Standard Pack	Color
LF-1	250	Black

MOTION CONTROL, BUMPERS & FEET

RBS Bumpers



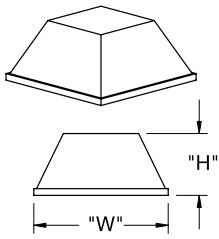
D

Mat'l: Polyurethane, RMS-64; Adhesive: Rubber, RMS-68 Color: Clear and Black*. To order black, add BK to the end of the part number						
Part No.	Dia. "W"	Height "H"	6x12 Matrix kiss cut pad. Pieces/pad	Type	Carton Quantity	
RBS-20	.40 (10.2)	.10 (2.5)	242	1 (Pyramid)	5,082	
RBS-3R	.50 (12.7)	.23 (5.8)	200		5,000	
RBS-32R		.12 (3.1)			2,940	
RBS-29	.78 (19.8)	.25 (6.4)	98	2,646		
RBS-19	.81 (20.5)	.30 (7.6)	300	2 (Cylindrical)	6,000	
RBS-34	.37 (9.5)	.12 (3.1)			200	5,000
RBS-35		.19 (4.8)				2,560
RBS-1	.50 (12.7)	.14 (3.5)	98	3 (Dome)	2,450	
RBS-5		.06 (1.6)			3,360	
RBS-6		.25 (6.3)			2,520	
RBS-11	.62 (15.9)	.40 (10.1)	128	3 (Dome)	2,400	
RBS-44	.75 (19.1)	.16 (4.1)	84		15,028	
RBS-41	.78 (20.0)	.20 (5.1)	72		5,400	
RBS-24	.81 (20.5)	.12 (3.1)	32	9 (Dome)	7,200	
RBS-72	1.24 (31.5)	.10 (2.5)	578		6,000	
RBS-40	.25 (6.4)	.06 (1.6)	450		5,082	
RBS-27	.31 (7.9)	.08 (2.2)	72	3 (Dome)	3,200	
RBS-7	.335 (8.6)	.085 (2.2)			98	2,254
RBS-12	.38 (9.6)	.15 (3.8)			100 separate parts	1,500
RBS-22		.21 (5.4)	84	5,040		
RBS-2	.44 (11.1)	.20 (5.1)	242	4 (Round)	500	
RBS-15	.62 (16.0)	.31 (7.9)	128	5 (Round)	1,440	
RBS-8	.70 (17.6)	.38 (9.6)	98	6 (Square)	5,600	
RBS-37	.72 (18.3)	.56 (14.2)	100 separate parts	7 (Round)	2,310	
RBS-39	.75 (19.1)	.07 (1.9)	84		5,000	
RBS-30	1.8 (45.7)	.60 (15.8)	100 separate parts	8 (Round-pyramid)	7,200	
RBS-17	.88 (22.3)	.40 (10.1)	72	9 (Domes)	2,880	
RBS-4	.75 (19.8)	.34 (9.7)	100 separate parts		2,880	
RBS-36	1.00 (25.4)	.18 (4.7)	55	9 (Domes)	2,880	
RBS-18	.50 (12.7)	.14 (3.5)	200		2,880	
*RBS-33SD		.15 (3.8)				
*RBS-10	.39 (10)	.12 (3)	288			

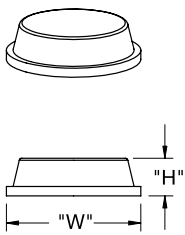
NEW

Brown "BN", white "WH", or grey "GY" available by special order only.

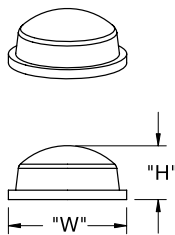
*Available in clear color only



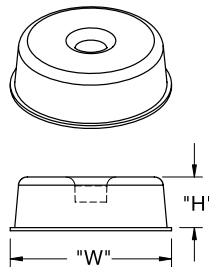
Type 1



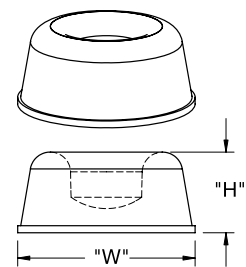
Type 2



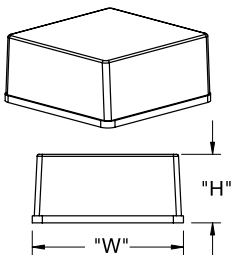
Type 3



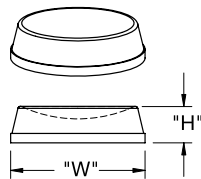
Type 4



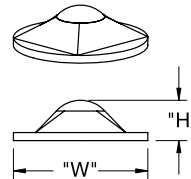
Type 5



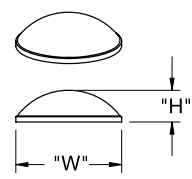
Type 6



Type 7



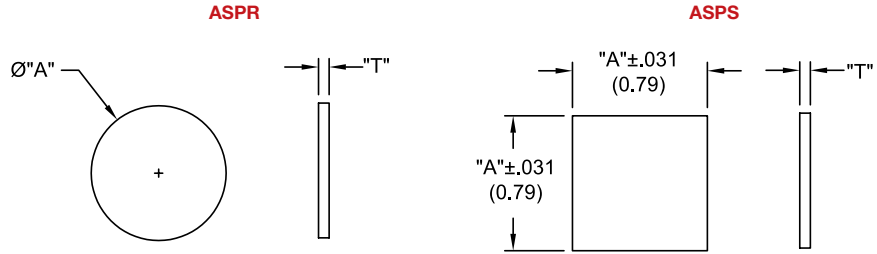
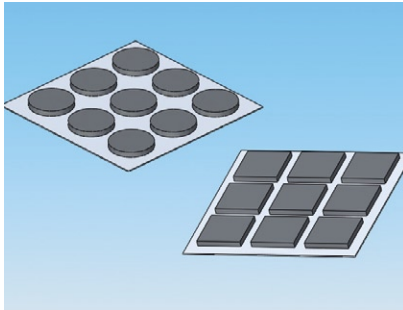
Type 8



Type 9

MOTION CONTROL, BUMPERS & FEET

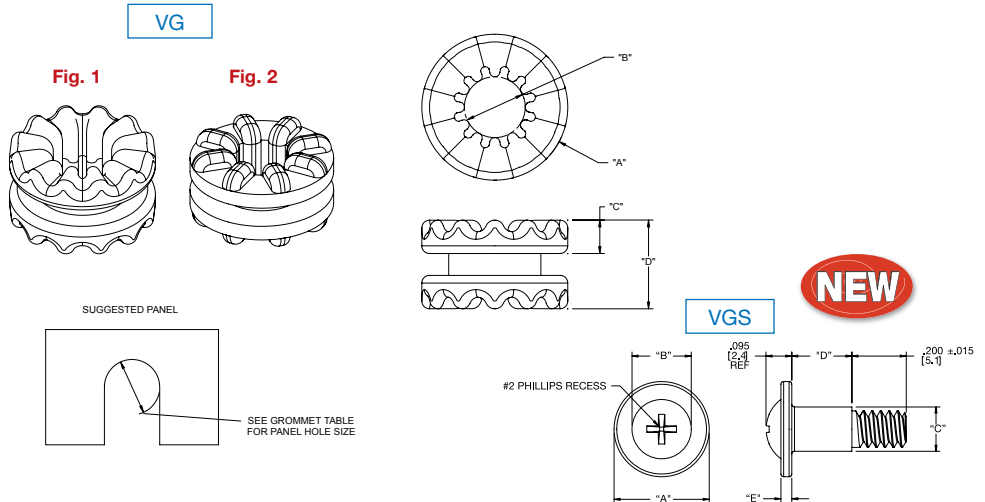
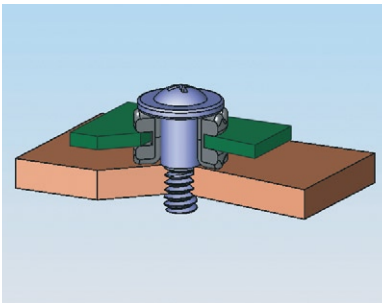
ASPR/ASPS Anti Slip Pads



Mat'l Polyethylene foam, RMS-128; Adhesive: Rubber, RMS-129			
Color: Black			
Part Number	"A"	"T"	Standard Pack
ASPR-8-062	.50 (12.7)	.062 (1.6)	1,000 pieces per roll
ASPR-12-062	.75 (19.1)		
ASPR-16-062	.100 (25.4)		
ASPR-8-125	.50 (12.7)		
ASPR-12-125	.75 (19.1)		
ASPR-16-125	.100 (25.4)		
ASPS-8-062	.50 (12.7)	.062 (1.6)	40/pad
ASPS-12-062	.75 (19.1)		20/pad
ASPS-16-062	.100 (25.4)		8/pad
ASPS-8-125	.50 (12.7)	.125 (3.2)	40/pad
ASPS-12-125	.75 (19.1)		20/pad
ASPS-16-125	.100 (25.4)		8/pad

VG/VGS

Vibration Grommet and Screw

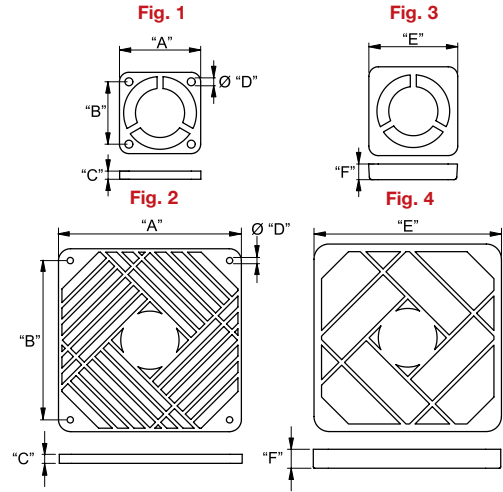
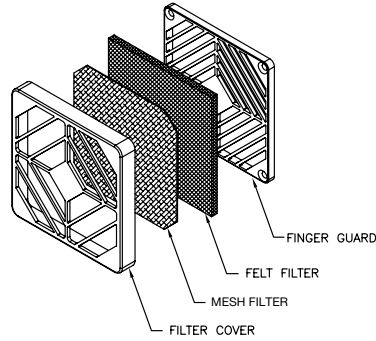
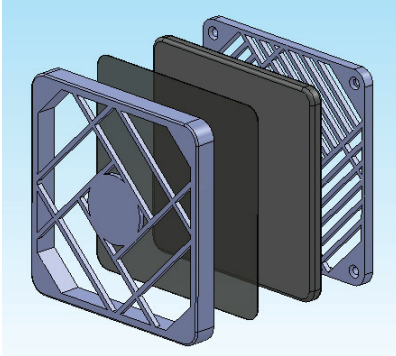


Material: SBR, 60 Shore A, RMS-190 Color: Black								
Standard Pack: 1,000 per bag								
Part No.	Dim. "A"	Dim. "B"	Panel Thickness	Panel Hole Size	Dim. "C" Typ.	Dim. "D" Ref.	Fig.	Mating Screws
VG-1	.380 (9.7)	.158 (4)	.057 (1.45)	.250 (6.35)	.087 (2.2)	.231 (5.9)	1	VGS-1 or VGS-4
VG-2	.565 (14.4)	.188 (4.8)	.063 (1.60)	.375 (9.53)	.131 (3.3)	.324 (8.2)		VGS-2 or VGS-5
VG-3	.380 (9.7)	.158 (4)	.031 (0.79)	.250 (6.35)	.100 (2.5)	.231 (5.9)		VGS-1 or VGS-4
VG-4	.565 (14.4)	.188 (4.8)	.043 (1.09)	.375 (9.53)	.141 (3.6)	.324 (8.2)		VGS-2 or VGS-5
VG-5	.374 (9.5)	.142 (3.6)	.055 (1.4)	.217 (5.5)	.083 (2.1)	.217 (5.5)	2	VGS-3 or VGS-6

Material: 1022 Carbon Steel, RMS-352, Finish: Zinc Plate, RMS-354							
Standard Pack: 1,000 per bag							
Part No.		Use With Grommet Part No.	"A"	"B" Ref.	"C"	"D"	"E"
Thread: 6-32 UNC-2A	Thread: M3 X 0.5						
VGS-1	VGS-4	VG-1, VG-3	.350 (8.9)	.218 (5.5)	.163 (4.1)	.205 (5.2)	.050 (1.3)
VGS-2	VGS-5	VG-2, VG-4	.500 (12.7)	.320 (8.1)	.194 (4.9)	.290 (7.4)	.040 (1)
VGS-3	VGS-6	VG-5	.350 (8.9)	.218 (5.5)	.146 (3.7)	.195 (5)	.050 (1.3)

VG Grommets are sold separately.

RCP/RFG/RFC/RFF/RMF Fan Filters



Features

- Filter set (RCP) provides IP30 protection

*Filter Set Part No.	Finger Guard					Filter Cover (not sold separately, reference only)				
	Finger Guard Part No.	"A"	"B"	"C"	"D" Hole Ø Min.	Fig.	Filter Cover Part No.	"E"	"F"	Fig.
RCP-040-T	RFG-040-T	1.69 (43)	1.27 (32.2)	.17 (4.3)	.16 (4.1)	1	RFC-040-T	1.83 (46.5)	.33 (8.4)	3
RCP-060-T	RFG-060-T	2.38 (60.5)	1.97 (50.1)	RFC-060-T			2.56 (64.9)			
RCP-080-T	RFG-080-T	3.17 (80.6)	2.83 (71.8)	.24 (6)		2	RFC-080-T	3.34 (84.8)	.49 (12.5)	4
RCP-092-T	RFG-092-T	3.63 (92.3)	3.24 (82.4)				RFC-092-T	3.81 (96.9)		
RCP-120-T	RFG-120-T	4.75 (120.6)	4.15 (105.5)				.24 (6.2)	RFC-120-T		

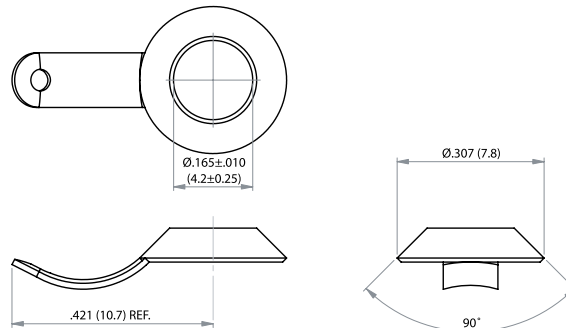
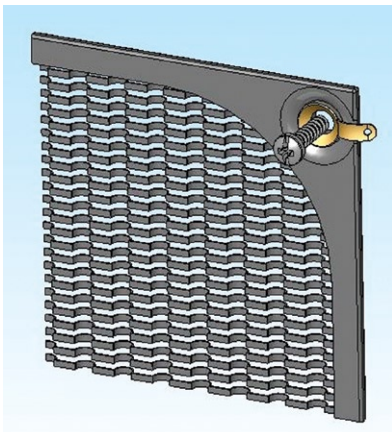
***Filter Set includes finger guard, filter cover, mesh filter and felt filter**

**Material: Filter Cover & Guard: Nylon 6/6 25% Glass Filled UL94 V0, RMS-27 Color: Black;
Felt Filter: Polyester, RMS-28 Color: White;
Mesh Filter: Stainless Steel AISI 304, RMS-29**

	40 x 40	60 x 60	80 x 80	92 x 92	120 x 120
Finger Guard Only	RFG-040-T (160 per Bag)	RFG-060-T (60 per Bag)	RFG-080-T (30 per Bag)	RFG-092-T (20 per Bag)	RFG-120-T (30 per Bag)
*Filter Set	RCP-040-T (50 per Box)	RCP-060-T (20 per Box)	RCP-080-T (10 per Box)	RCP-092-T (10 per Box)	RCP-120-T (10 per Box)
Felt Filter Only	RFF-040-T (10 per Bag)	RFF-060-T (10 per Bag)	RFF-080-T (10 per Bag)	RFF-092-T (10 per Bag)	RFF-120-T (10 per Bag)
Mesh Filter Only	RMF-040-T (10 per Bag)	RMF-060-T (10 per Bag)	RMF-080-T (10 per Bag)	RMF-092-T (10 per Bag)	RMF-120-T (10 per Bag)

Available by special order only.

FG-1 Grounding Finger

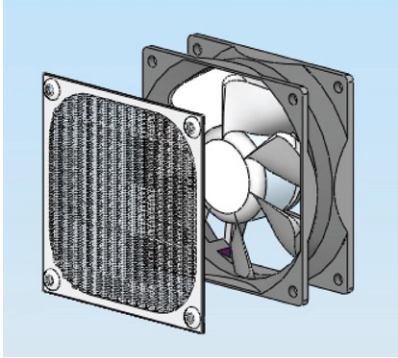


Features

- Helps to eliminate static electricity that is created when air passes through a metallic filter

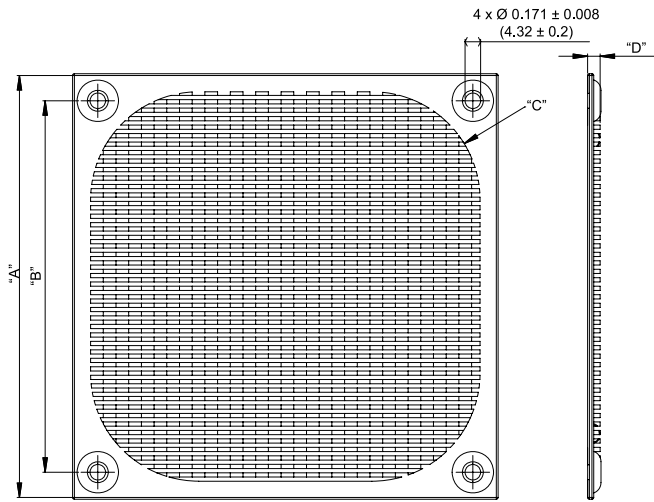
FG-1
Material: .01 (0.3) Thick Brass, RMS-373; Tin Plated, RMS-246
Standard Pack: 1,000 per bag

MFF Metal Frame Filter



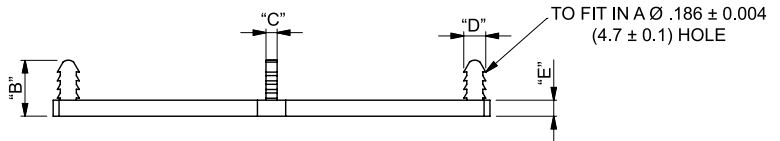
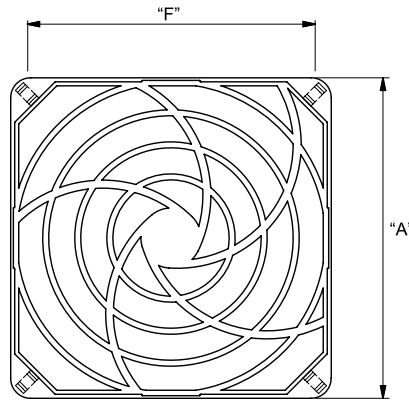
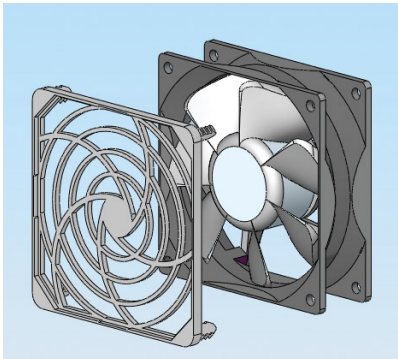
Features

- Provides EMI & RFI protection



Material: Frame-Aluminum 1060, RMS-247; Mesh-Stainless Steel 304, RMS-283			Standard Pack: 100 per bag	
Part No.	"A" ± 0.039 (1)	"B"	"C"	"D" ± 0.039 (1)
MFF-60	2.33 (59.2)	1.969 (50)	R0.296 (7.5)	0.157 (4)
MFF-80	3.30 (83.82)	2.810 (71.37)	R0.394 (10)	0.137 (3.5)
MFF-92	3.63 (92)	3.249 (82.5)	R0.493 (12.5)	0.157 (4)
MFF-120	4.68 (118.87)	4.125 (104.77)	R0.985 (25)	0.137 (3.5)

FGPT Fan Guard



Mat'l: ABS, RMS-171 Color: Black							
Part No.	"A"	"B"	"C"	"D"	"E"	"F" Ref.	Standard Pack
FGPT-80	3.150 (80)	.571 (14.5)	.110 (2.8)	.217 (5.5)	.158 (4)	2.795 (71)	20
FGPT-92	3.622 (92)	.591 (15)	.102 (2.6)		.163 (4.15)	3.228 (82)	
FGPT-120	4.685 (119)	.650 (16.5)	.118 (3)		.177 (4.5)	4.094 (104)	

FAN ACCESSORIES

RCOFM Fan Guards




Fig. 2

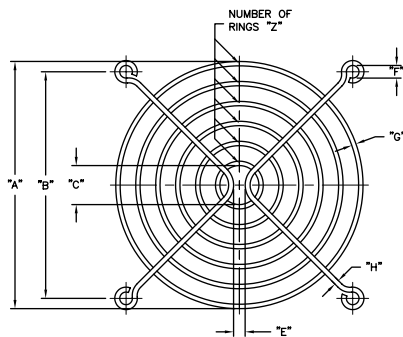


Fig. 1

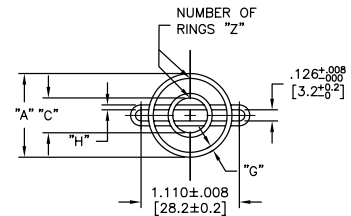
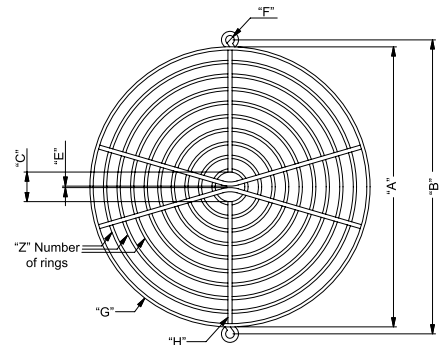


Fig. 3

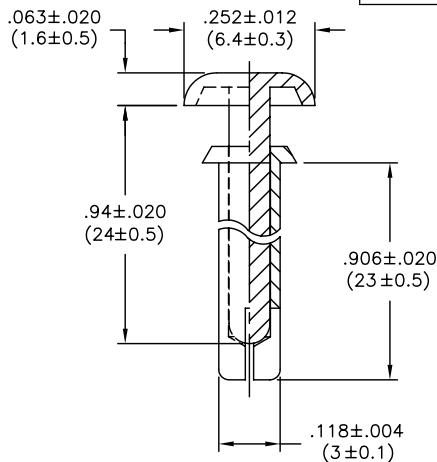
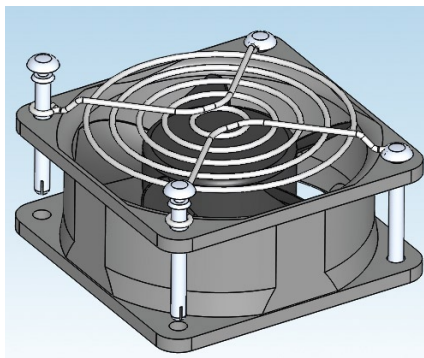


Mat'l: Steel Wire Electroplated, RMS-261; Nickel Chrome Finish, RMS-229

Standard Pack: 100 per bag

Part No.	"A"	"B"	"C"	"D"	"E"	"F"	"G"	"H"	"Z"	Fig.
RCOFM-25	.94 (2.4)	-	.41 (10.5)	.09 (2.2)	-	-	.055 (1.4)	.055 (1.4)	2	1
RCOFM-40	1.15 (29.1)	1.26 (32)	.56 (14.2)	.19 (4.8)	.16 (4)	.16 (4)	.06 (1.6)	.06 (1.6)	2	2
RCOFM-50	1.65 (42)	1.62 (41.1)		.15 (3.7)	.18 (4.6)					
RCOFM-60	2.09 (53.2)	1.97 (50)		.12 (3)	.20 (5.2)					
RCOFM-80	3.00 (76.2)	2.81 (71.5)		.14 (3.5)	.07 (1.8)					
RCOFM-92	3.54 (90)	3.25 (82.5)		.17 (4.2)	.06 (1.6)					
RCOFM-120	4.55 (115.6)	4.16 (104.8)		.10 (2.6)	.18 (4.6)					
RCOFM-150-A	6.080 (154.43)	6.380 (162.05)	.35 (9)	.22 (5.5)	.10 (2.6)	.18 (4.6)	.07 (1.8)	.07 (1.8)	8	3
			.642 (16.3)	.254 (6.45)	.32 (0.81)	.19 (4.83)	.07 (1.8)	.09 (2.3)	10	

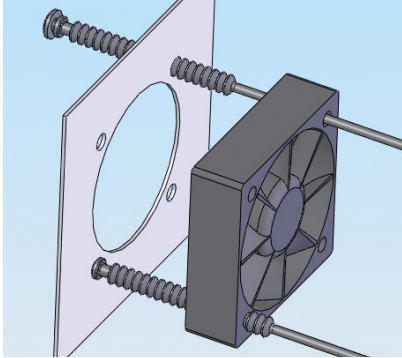
SR-3230B Snap Rivet (Long)



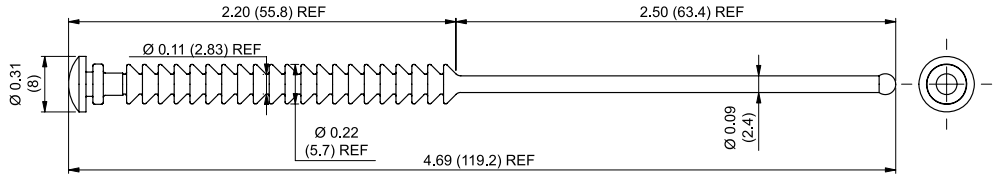
Material: Nylon 6, RMS-52 • Color: Black

Part No.	Standard Pack: 1,000 per bag		
	Mounting Hole Dia.	Panel Thickness	Extraction Force
SR-3230B	.122-.126 (3.1-3.2)	.807-.847 (20.5-21.5)	17.6 lbs. (8kg) min.

FMM Multi Fan Mount



Patent Pending



Material: Silicone Rubber 40 Shore A, RMS-316, Color: Black				
Standard Pack: 500 per bag				
Part No.	Fan Thickness	Fan Hole Diameter	Panel Thickness	Panel Hole Diameter
FMM-1	.39 - 2.00 (10 - 51)	.126 - .177 (3.2 - 4.5)	.039 - .059 (1 - 1.5)	.177 - .189 (4.5 - 4.8)

FMB Break-Away Fan Mount

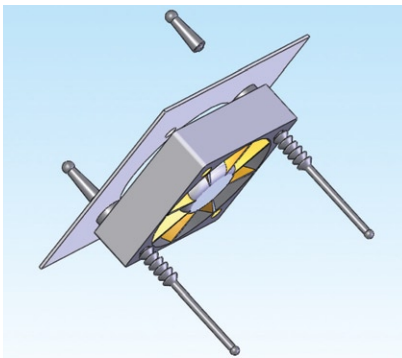


Fig. 1

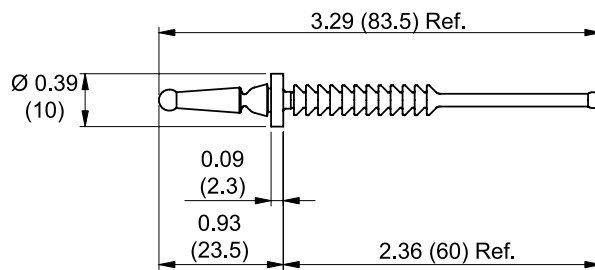
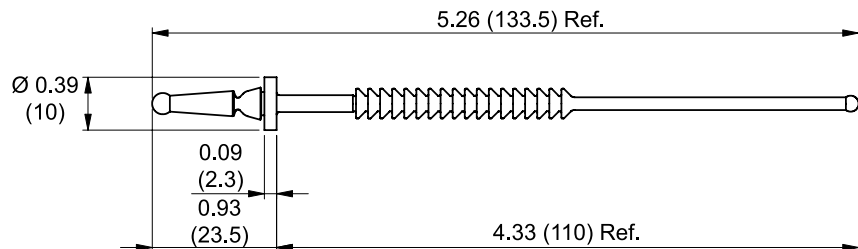


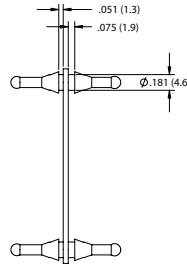
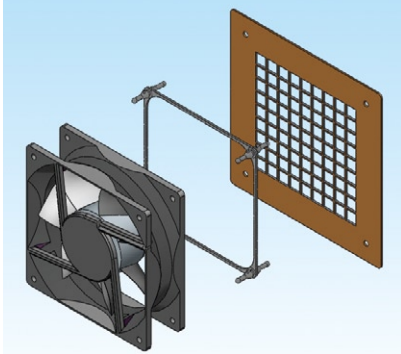
Fig. 2



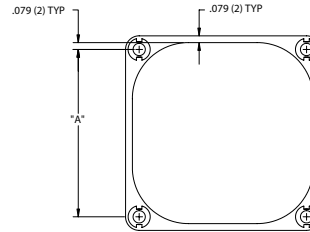
Material: Silicone Rubber 40 Shore A, RMS-316, Color: Black					
Standard Pack: 1,000 per bag					
Part No.	Panel Hole Ø	Panel Thickness	Fan Hole Ø	Fan Thickness	Fig.
FMB-1	.18-.20 (4.5 - 5)	.03-.06 (0.8 - 1.6)	.18-.20 (4 - 4.5)	.98-2.01 (25 - 51)	2
FMB-2			.13-.14 (3.2 - 3.5)	Up to .40 (10)	
			.16-.18 (4 - 4.5)	Up to .98 (25)	1

FAN ACCESSORIES

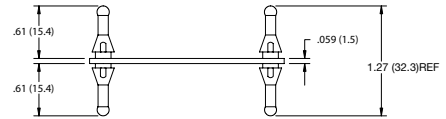
FMG Fan Mount Gasket



Fan Hole: $.197 \pm .039$ (5 ± 0.1)
Fan Thickness: $.079$ (2)



Material: EPDM Rubber 40 Shore A, RMS-180	
Color: Black	
Standard Pack: 100 per bag	
Part No.	"A" As Assembled
FMG-1	1.969 (50)
FMG-2	2.815 (71.5)
FMG-3	4.142 (105.2)



Panel Hole: $.197 \pm .039$ (5 ± 0.1)
Panel Thickness: $.055$ (1.4)

E

FM Fan Mounts

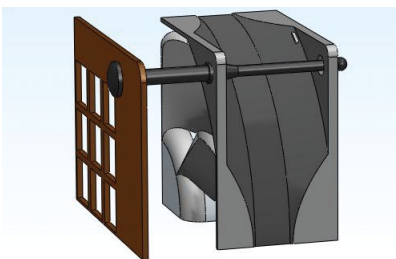
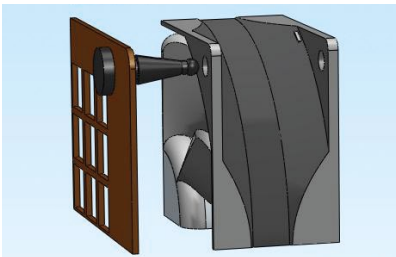
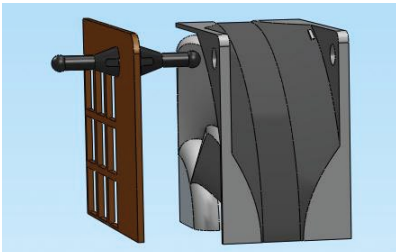


Fig. 1

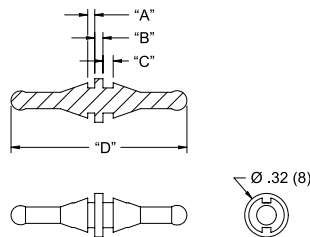


Fig. 2

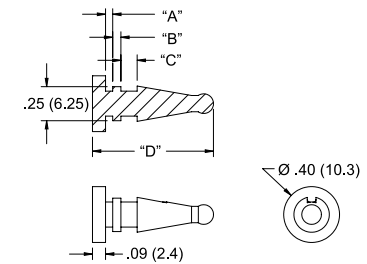
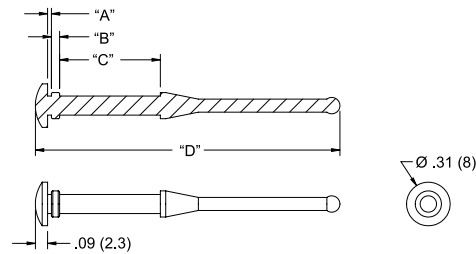
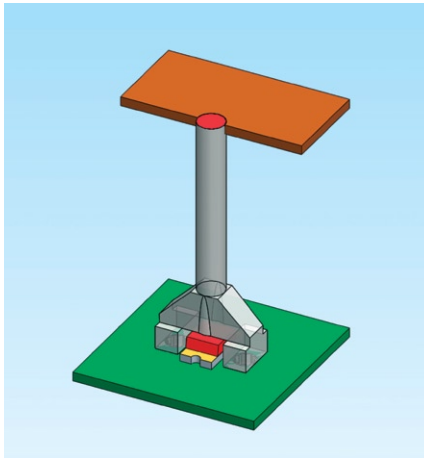


Fig. 3

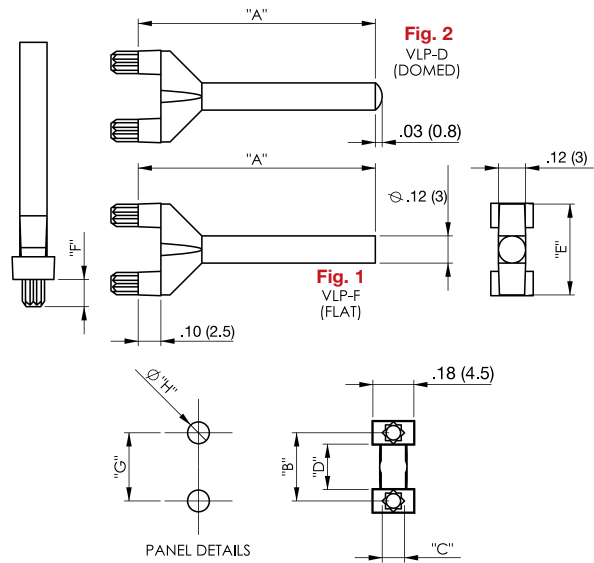


Standard Pack: 1,000 per bag										
Part No.	Material	Color	"A"	"B"	"C"	"D"	Hole Ø x 2	Fan Thickness	Max. Panel Thickness	Fig.
FM-1	EPDM Rubber, 30 Shore A, RMS-166	Black	0.5 (1.3)	.06 (1.5)	.07 (1.9)	1.27 (32.3)	.197 ± .039 (5 ± 1)	.079 (2)	.055 (1.4)	1
FM-2	EPDM Rubber, 40 Shore A, RMS-180				.12 (3)	.88 (22.2)		.122 (3.1)		
FM-3	EPDM Rubber, 30 Shore A, RMS-166		.03 (0.7)	.06 (1.5)	.73 (18.5)	2.20 (56)	.138 ± .039 (3.5 ± 1)	.787 (20)	.031 (0.8)	2
FM-4	EPDM Rubber, 40 Shore A, RMS-180				.55 (14)	2.12 (53.8)	.161 ± .008 (4.3 ± 0.2)	.591 (15)		
FM-5					.94 (24)	2.87 (73)	.138 ± .039 (3.5 ± 1)	.98 - 1.10 (25 - 28)		
FM-6	Silicone Rubber, 40 Shore A, RMS-316		.10 (2.5)	.08 (2)	.55 (14)	2.12 (53.8)	.161 ± .008 (4.3 ± 0.2)	.591 (15)	.118 (3)	3
NEW FM-7			.03 (0.7)	.06 (1.5)	.94 (24)	2.87 (73)	.138 ± .039 (3.5 ± 1)	.98 - 1.10 (25 - 28)	.031 (0.8)	

VLP Vertical Light Pipe



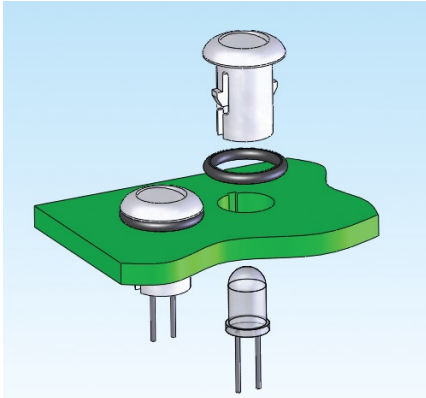
NEW



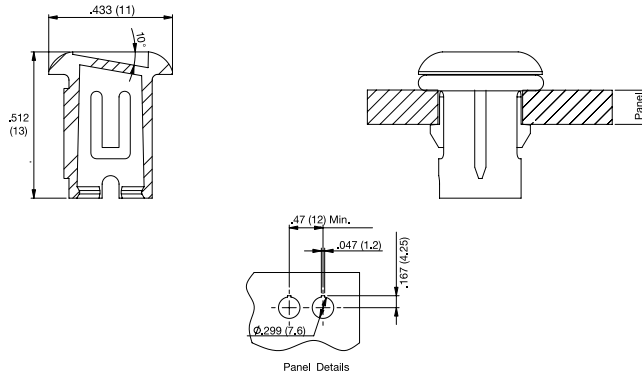
Material: UL94 V0 Polycarbonate, RMS-23 Color: Clear						Standard pack: 1,000 per bag				
Part No.	Fig.	"A"	"B"	"C"	"D"	"E"	"F"	"G"	"H" ± .002 (0.05)	Panel Thickness
VLP1-F-1	1	.50 (12.7)	.19 (4.7)	.06 (1.5)	.12 (3)	.25 (6.4)	.10 (2.5)	.19 (4.7)	.06 (1.5)	.03-.12 (0.8-3)
VLP1-F-3		.65 (16.5)								
VLP1-F-4		.86 (21.8)								
VLP1-F-5		1.03 (26.1)								
VLP1-D-1		.50 (12.7)								
VLP1-D-3	.65 (16.5)									
VLP1-D-4	.86 (21.8)									
VLP1-D-5	1.03 (26.1)									
VLP2-F-1	1	.50 (12.7)								
VLP2-F-2		.59 (15)								
VLP2-F-3		.65 (16.5)								
VLP2-F-4		.86 (21.8)								
VLP2-F-5		1.03 (26.1)								
VLP2-F-6		2.17 (55)								
VLP2-D-1	2	.50 (12.7)								
VLP2-D-3		.65 (16.5)								
VLP2-D-4		.86 (21.8)								
VLP2-D-5		1.03 (26.1)								
VLP2-D-6		2.17 (55)								

F

LEDC LED Lens Cover



Patent Pending



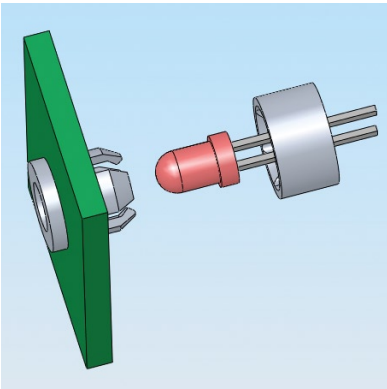
Material: Polycarbonate, RMS-215 Color: Clear

Standard Pack: 1000 per bag

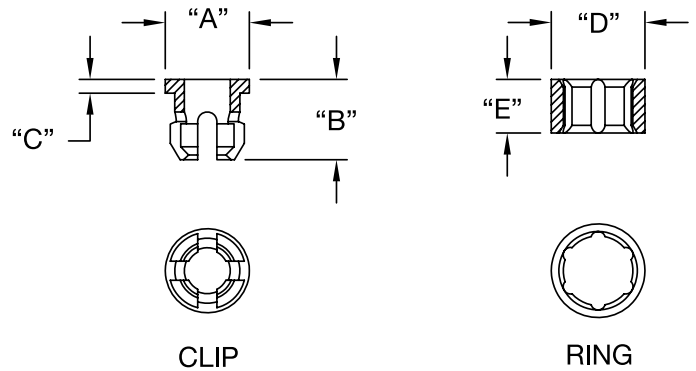
Part No.	Details	Mounting Hole Dia.	Panel Thickness	O-Ring Material	Fits LED
LEDC-1	Cover	.03 (7.6)	.177 (4.5)	-	T1-3/4 (5mm)
LEDC-2	Cover with O-Ring		.118 (3)	Black Neoprene Rubber, RMS-279	

Cover supplied with standard 10° angled lens. Custom options available by special order.

LEDCR LED Clips & Rings



- The devices go together by simply inserting the "clip" to the front of the panel, then assembling the LED into the "clip" from the rear of the panel. The "ring" is pressed onto the rear of the "clip" for a firm retention

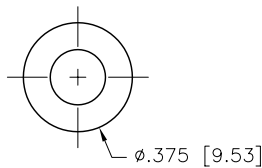
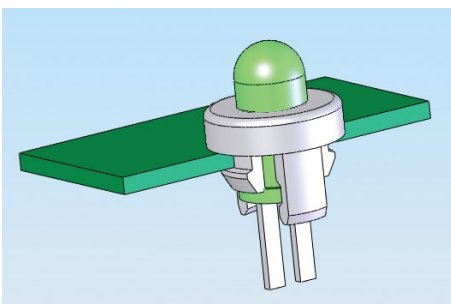


F

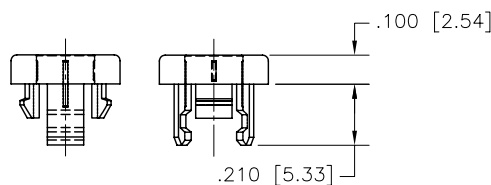
Color: Black Standard Pack: 1,000 per bag

Part No.	Ring Material	Clip Material	LED Type	Mounting Hole	Panel Thickness	"A" Dia	"B"	"C"	"D" Dia	"E"
LEDCR-104	UL94 V0 Nylon 6/6, RMS-43	UL94 V0 Nylon 6/6, RMS-43	T-1 (3mm)	.174-.180 (4.4-4.6)	.032-.125 (0.8-3.2)	.21 (5.3)	.21 (5.3)	.015 (0.38)	.24 (6.1)	.14 (3.6)
LEDCR-174	UL94 V2 Nylon 6/6, RMS-48		T-1-3/4 (5mm)	.267-.273 (6.8-6.9)	.30 (7.6)	.26 (6.6)	.030 (0.76)	.35 (8.9)	.16 (4.1)	

LEDHPM-1 LED Holder; Panel Mount

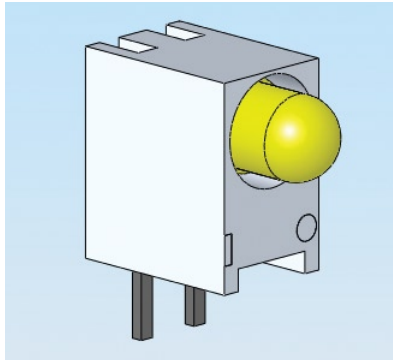


Material: UL94 V2 Nylon 6/6, RMS-01 Color: Natural			
Standard Pack: 1,000 per bag			
Part No.	Mounting Hole Dia	Panel Thickness	Fits LED
LEDHPM-1	.281-.287 (7.14-7.29)	.044-.048 (1.12-1.22)	T-1 3/4 (5mm)

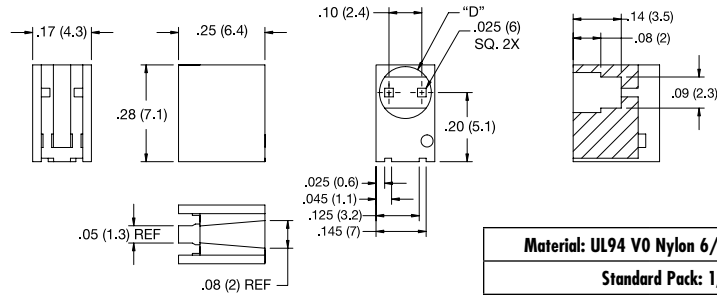


LED HARDWARE

LEDH LED Holder

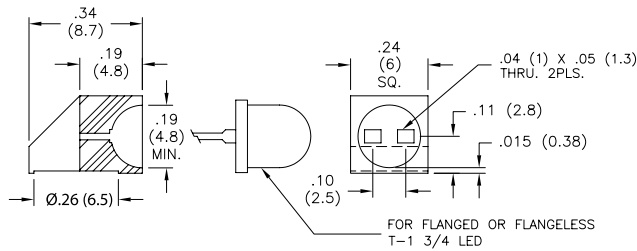


LEDH-101C



Material: UL94 V0 Nylon 6/6, RMS-43 Color: Black		
Standard Pack: 1,000 per bag		
Part No	Dia. "D"	Fits LED
LEDH-101C-34	.13 (3.4)	T-1 (3mm)
LEDH-101C-38	.15 (3.8)	T-1 (3mm)

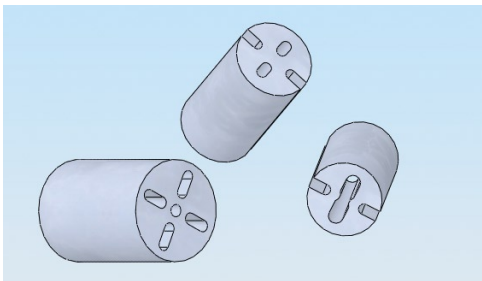
LEDH-909-235



Material: UL94 V2 Nylon 6/6, RMS-48 Color: Black	
Standard Pack: 1,000 per bag	
Part No	Fits LED
LEDH-909-235	T-1 3/4 (5mm)

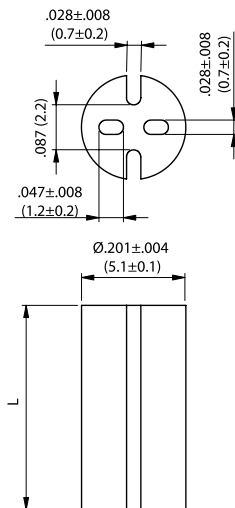
F

LEDM Metric LED Spacers

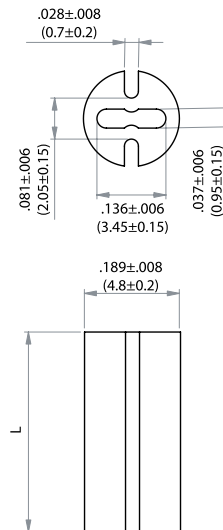


Material: UL94 V0 PVC, RMS-176 Color: Black		
Standard Pack: 1,000 per bag		
Part No.	"L" mm Length	Fits LED
LEDM-1-L	02 - 30	T-1 3/4 (5mm)
LEDM-2-L		T-1 (3mm)
LEDM-3-L		T-1 3/4 (5mm)
Parts available in 1mm increments. To order, replace "L" with the length. Ex. LEDM-1-02		
Available by special order; 5,000 piece minimum.		

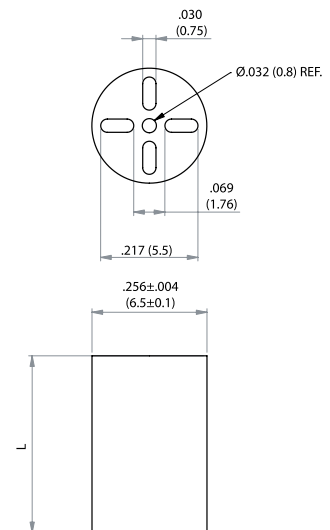
LEDM-1



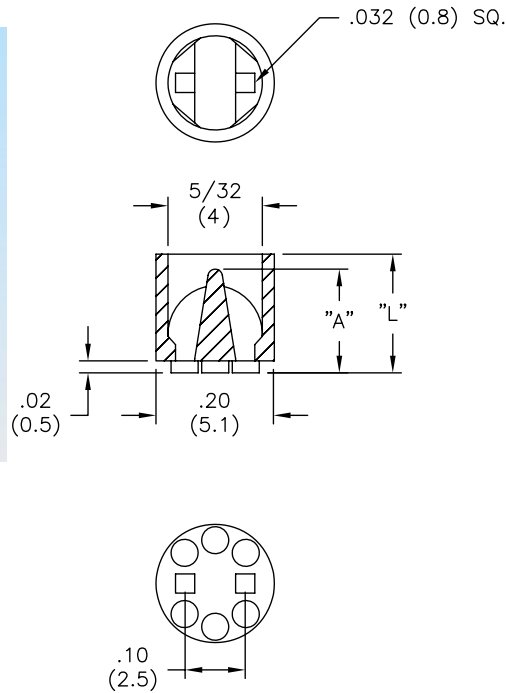
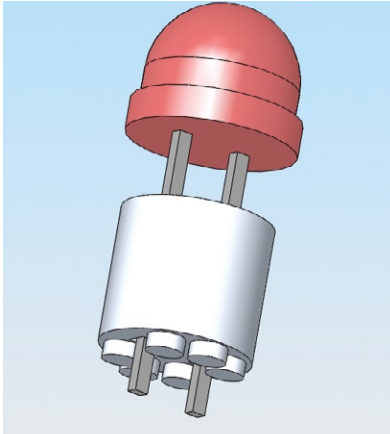
LEDM-2



LEDM-3



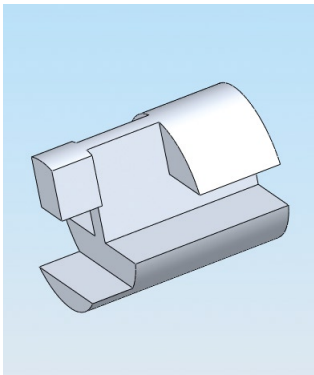
LEDS2M LED Spacer



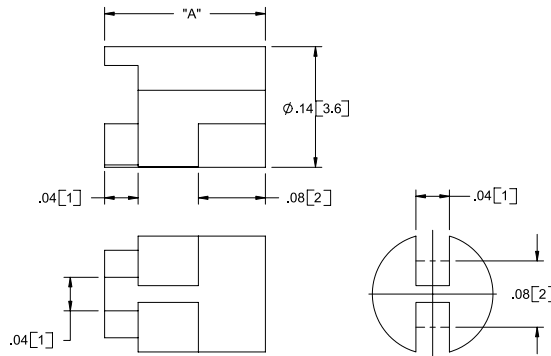
Material: Nylon 6/6, RMS-01 Color: Natural			
Standard Pack: 1,000 per bag			
Part No.	"L"	"A" Ref	Fits LED
LEDS2M-120-01	.12 (3.1)	.08 (2)	T-1 3/4 (5mm)
LEDS2M-140-01	.14 (3.6)		
LEDS2M-160-01	.16 (4.1)		
LEDS2M-180-01	.18 (4.5)		
LEDS2M-200-01	.20 (5.1)		
LEDS2M-220-01	.22 (5.6)		
LEDS2M-240-01	.24 (6.1)	.20 (5.1)	
LEDS2M-250-01	.25 (6.4)		
LEDS2M-260-01	.26 (6.6)		
LEDS2M-280-01	.28 (7.1)		
LEDS2M-300-01	.30 (7.8)		
LEDS2M-340-01	.34 (8.6)		
LEDS2M-360-01	.36 (9.1)	.33 (8.4)	
LEDS2M-380-01	.38 (9.7)		
LEDS2M-400-01	.40 (10.2)		
LEDS2M-420-01	.42 (10.7)		
LEDS2M-450-01	.45 (11.4)		
LEDS2M-460-01	.46 (11.7)		
LEDS2M-550-01	.55 (14)	.45 (11.4)	
LEDS2M-600-01	.60 (15.2)		
LEDS2M-650-01	.65 (16.5)		
LEDS2M-850-01	.85 (21.6)	.58 (14.7)	
LEDS2M-900-01	.90 (22.9)		
	.70 (17.8)		



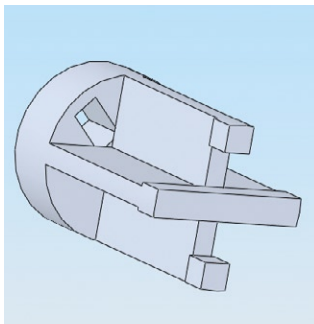
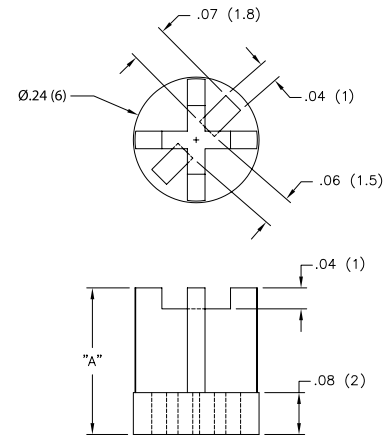
LEDS1E/LEDS2E LED Spacers



LEDS1E



LEDS2E



Material: UL94 V2 Nylon 6/6, RMS-01* Color: Natural				
Standard Pack: 1,000 per bag				
Part No.	Fits LED	Part No.	Fits LED	"A"
LEDS1E-3-01	T-1 (3mm)	LEDS2E-3-01	T-1 3/4 (5mm)	3/16 (4.8)
LEDS1E-4-01		LEDS2E-4-01		1/4 (6.4)
LEDS1E-6-01		LEDS2E-6-01		3/8 (9.5)
LEDS1E-8-01		LEDS2E-8-01		1/2 (12.7)
LEDS1E-10-01		LEDS2E-10-01		5/8 (15.9)
LEDS1E-12-01		LEDS2E-12-01		3/4 (19.1)
LEDS1E-14-01		LEDS2E-14-01		7/8 (22.2)
LEDS1E-16-01		LEDS2E-16-01		1 (25.4)

*Available in UL94 V0 material by special order. To order, replace -01 with -19

LED HARDWARE

LEDS1/LEDS2/LEDS3 LED Spacers

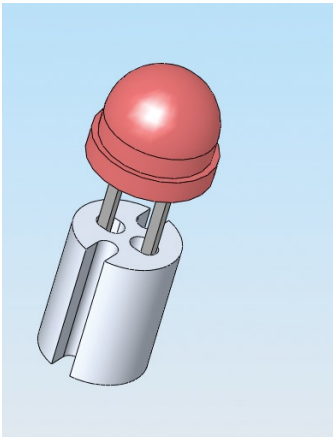


Fig. 1

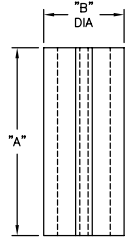
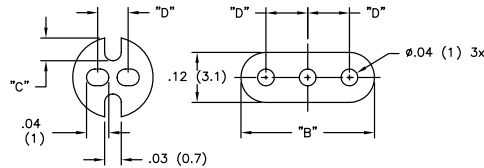
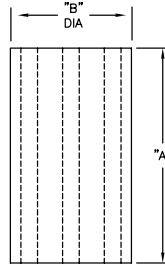


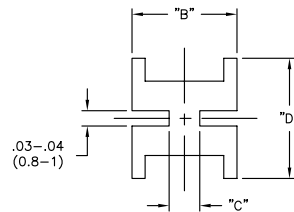
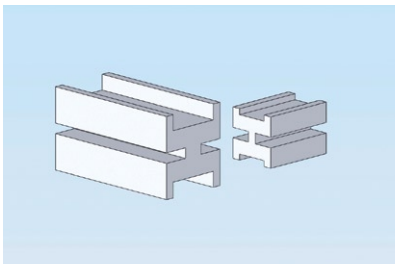
Fig. 2



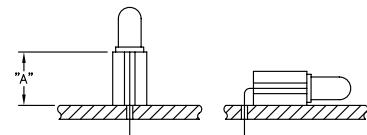
Material: UL94 V0 PVC, RMS-26 Color: Black						
Standard Pack: 1,000 per bag						
Part No.	Fits LED	"A" ±.020	"B" ±.020	"C"	"D" Ref.	Fig
LEDS1-4-26	T-1 (3mm)	1/4 (6.4)	.156 (4)	.047 (1.2)	.06 (1.5)	1
LEDS1-6-26		3/8 (9.5)				
LEDS1-8-26		1/2 (12.7)				
LEDS2-4-26	T-1 3/4 (5mm)	1/4 (6.4)	.188 (4.8)	.060 (1.5)	.10 (2.5)	
LEDS2-6-26		3/8 (9.5)				
LEDS2-8-26		1/2 (12.7)				
LEDS2-10-26		5/8 (15.9)				
LEDS2-12-26		3/4 (19.1)				
LEDS3-3-26	T-1 3/4 (5mm)	3/16 (4.8)	.32 (8.1)	-	-	2
LEDS3-4-26		1/4 (6.4)				
LEDS3-6-26		3/8 (9.5)				
LEDS3-8-26		1/2 (12.7)				
LEDS3-10-26		5/8 (15.9)				
LEDS3-12-26	3/4 (19.1)					

F

SQLEDS1/SQLEDS2 Square LED Spacers

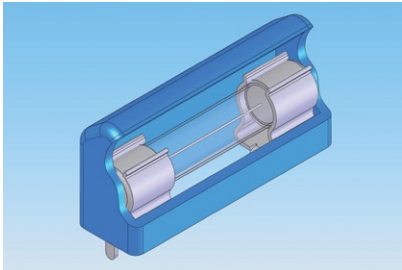


TYPICAL APPLICATIONS

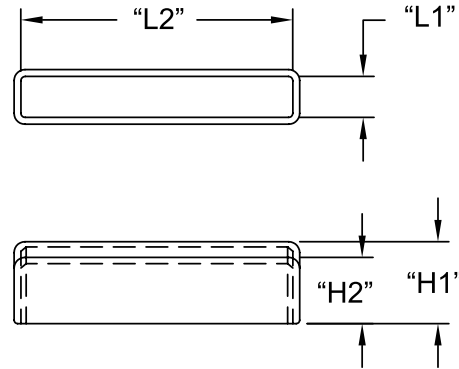


Material: UL94 V0 PVC, RMS-26 Color: Black					
Standard Pack: 1,000 per bag					
Part No.	Fits LED	"A" ±.020 (0.5)	"B"	"C"	"D" Ref
SQLEDS1-4-26	T-1 (3mm)	.250 (6.4)	.17 (4.3)	.03 (0.8)	.17 (4.3)
SQLEDS1-6-26		.375 (9.5)			
SQLEDS2-4-26		.250 (6.4)			
SQLEDS2-6-26	T-1-3/4 (5mm)	.375 (9.5)	.24 (6.1)	.07 (1.8)	.27 (6.9)
SQLEDS2-8-26		.500 (12.7)			
SQLEDS2-12-26		.750 (19.1)			

840XXX Quick Fit Fuse Cover

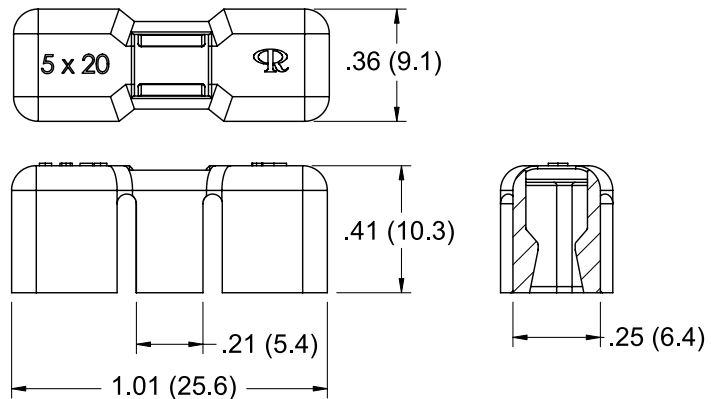



• UL #E120063



Material: Flexible PVC, RMS-55 • Color: Transparent Blue					
Part No.	Standard Pack: 1,000 per bag				Fuse Type
	"H1" Ref.	"H2" Ref.	"L1"	"L2"	
840620	1/2 (12.7)	0.391 (9.9)	.24 (6.1)	.79 (20.1)	METRIC
840730	1/2 (12.7)	0.391 (9.9)	.28 (7.1)	1.18 (30)	
840832	5/8 (15.9)	0.578 (14.7)	.32 (8.1)	1.26 (32)	
840836	1/2 (12.7)	0.391 (9.9)	.32 (8.1)	1.42 (36.1)	STD 0.25X1.25

FCE-5-19 Fuse Cover

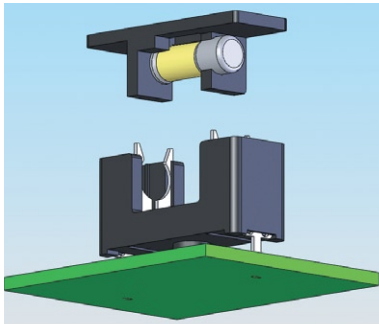


Material: UL94 V0 Nylon 6/6, RMS-19 Color: Natural	
Part No.	Standard Pack: 1,000 per Bag
	Mounting Fuse Size
FCE-5-19	Snap-fit onto a .20 x .79 (5 x 20) fuse

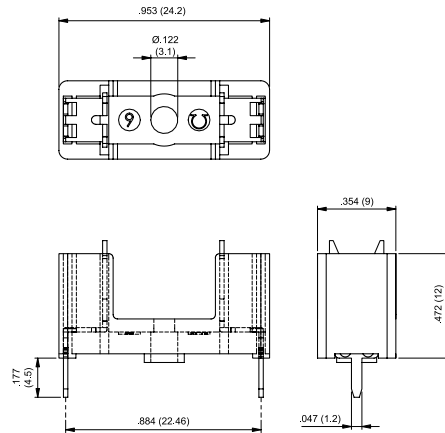
G

INSULATORS

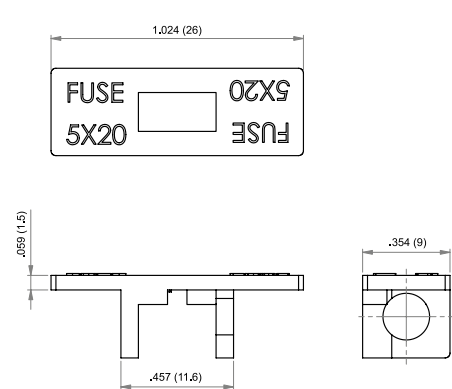
FH/FC Fuse Holder & Cover



FH-320-NV



FC-320-NV

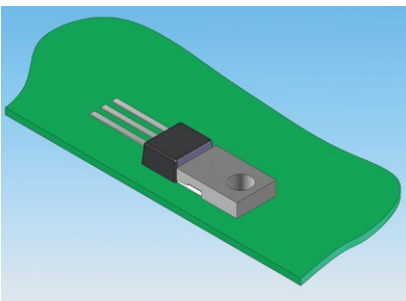


Mat'l: Nylon 6/6 25% Glass Filled, RMS-49 Color: Black;
Pin Mat'l: Brass/ Nickel, RMS-289 Tin Plated, RMS-217

Standard Pack: 1,000 per bag

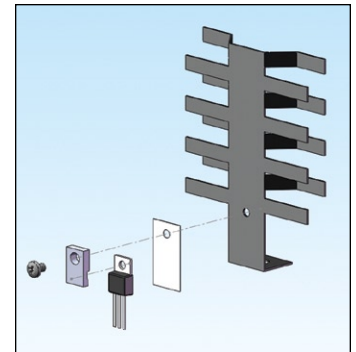
Available by Special Order Only.

IEC Transistor Insulator

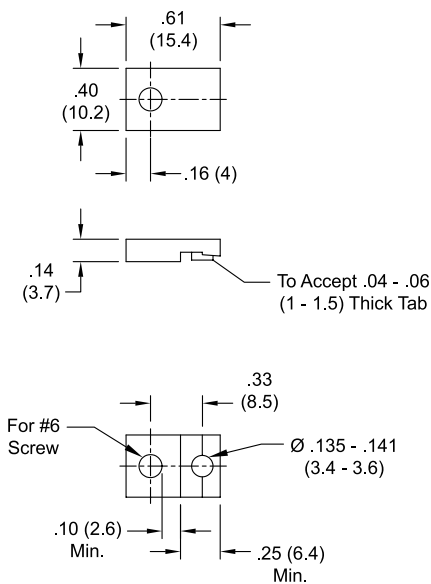


Material: Glass Filled Nylon, RMS-18
Color: Black,

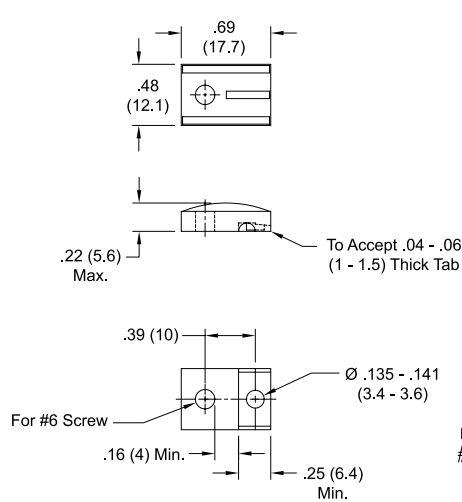
Standard Pack: 1,000 per bag



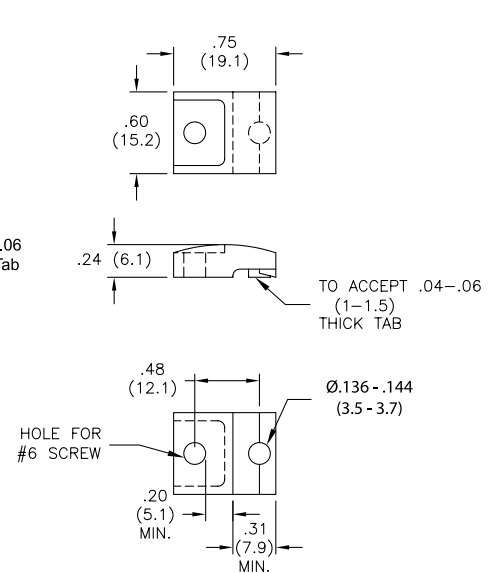
IEC-TO-220-18



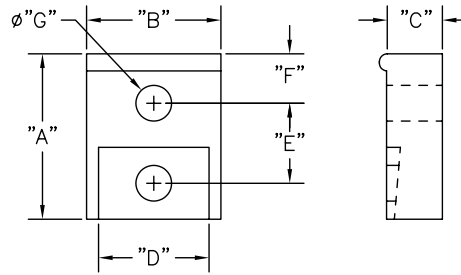
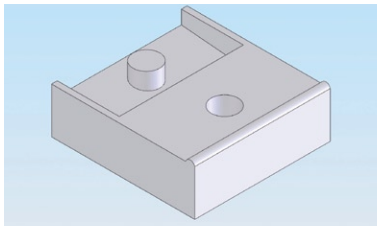
IEC-TO-220V-18



IEC-TO-218-18



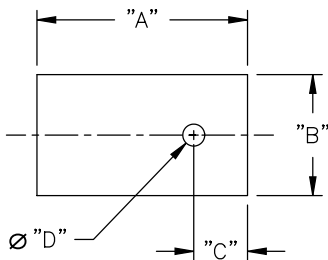
HTRTC High Temp Transistor Cover



Material: UL94 V0 P.B.T, RMS-110 • Color: White, Max. Temp. 266°F (130°C)

Part No.	"A"	"B"	"C"	"D"	"E"	"F"	"G"	Transistor Case Style	Package Quantity
HTRTC-1	.63 (16)	.51 (13)	.21 (5.4)	.42 (10.7)	.32 (8)	.19 (4.7)	.14 (3.5)	TO-220	1,000
HTRTC-1A	.76 (19.3)				.39 (10)	.24 (6)	.14 (3.6)		

TO Transistor Insulator Pad



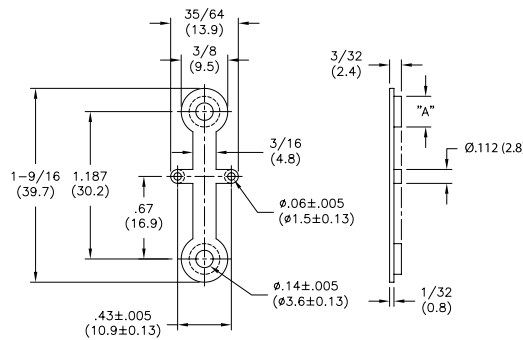
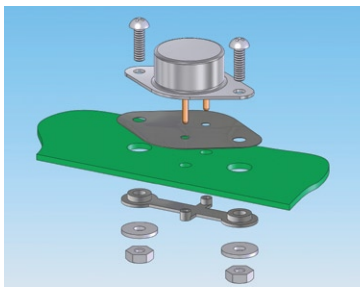
Features

- For use with Richco Part #'s IEC-TO-220, IEC-TO-220V-18, IEC-TO-218 and IEC-TO-3

Material: .007 (0.18) Thick Silicone rubber and fiberglass composite, RMS-33 Color: Gray

Part No.	Standard Pack: 500 per Bag			
	"A"	"B"	"C"	"D"
TO-220-68	1.13 (28.7)	.63 (16)	.20 (5.1)	.145 (3.7)
TO-218-70	1.41 (35.8)	.81 (20.6)	.36 (9.1)	.147 (3.73)

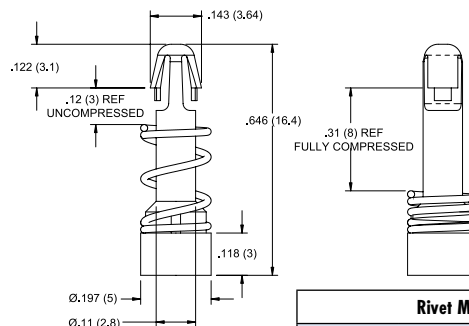

IEC-TO3 Transistor Insulator



Material: Glass Filled Nylon, RMS-18
Color: Black

Part No.	Standard Pack: 1,000 per bag
	ø "A"
IEC-TO3-3-18	.184 (4.7) To Fit .187 (4.8) Dia. Hole

HSR Heat Sink Spring Mount Rivet



Features

- Fastens a heat sink to a processor chip on a PCB
- The spring provides continuous pressure to the heat sink which improves conductivity

Rivet Mat'l: Nylon 6/6, RMS-47 Color: Natural

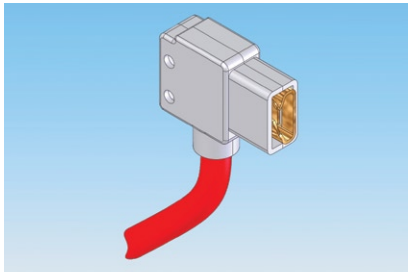
Spring Mat'l: Steel, RMS-326 Chrome Plated, RMS-355

Standard Pack: 1,000 per bag

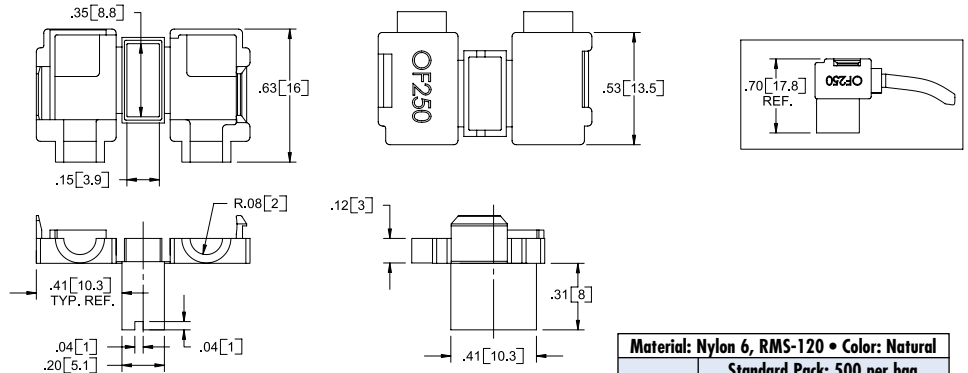
Part No.	Heat Sink Hole	Chassis Hole
HSR-1	Inserts through a ø.125 - .157 (3.18 - 4) Hole	Snap-lock into a ø.118±.003 (3±0.08) Hole

INSULATORS

OF One Touch Sleeve Insulator

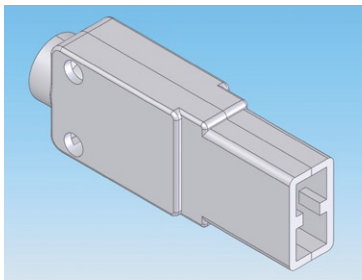


• UL #E55167



Material: Nylon 6, RMS-120 • Color: Natural		
Standard Pack: 500 per bag		
Part No.	Terminal Type	Wire Dia.
OF-250	FLAG TYPE 250 SERIES	.15 (3.9)

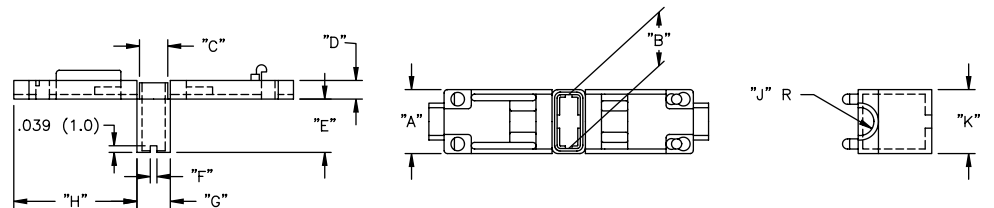
OS One Touch Sleeve Insulator



G

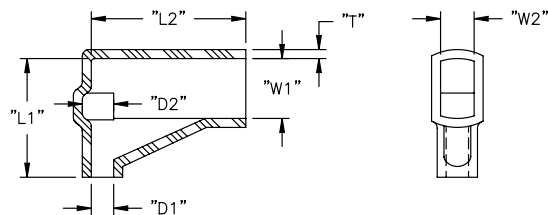
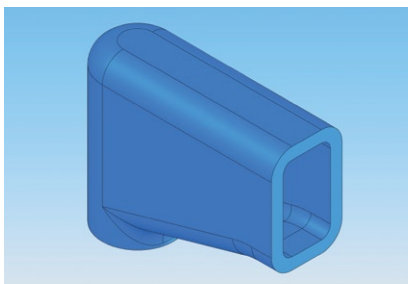


• UL #E55167



Material: Nylon 6, RMS-120 Color: Natural												
Standard Pack: 500 per bag												
Part No	Terminal Type	Wire Dia.	"A"	"B"	"C"	"D"	"E"	"F"	"G"	"H"	"J"	"K"
OS-187	Straight Type 187 Series	9/64 (3.6)	.346 (8.8)	.240 (6.1)	.106 (2.7)	.102 (2.6)	.268 (6.8)	.039 (1)	.154 (3.9)	.594 (15.1)	.071 (1.8)	.295 (7.5)
OS-250	Straight Type 250 Series	5/32 (3.8)	.386 (9.8)	.311 (7.9)	.164 (3.4)	.110 (2.8)	.315 (8)	.039 (1)	.185 (4.7)	.728 (18.5)	.081 (2.05)	.358 (9.1)
Available by special order; 5,000 piece minimum.												

248532/248548 Quick Fit Insulator

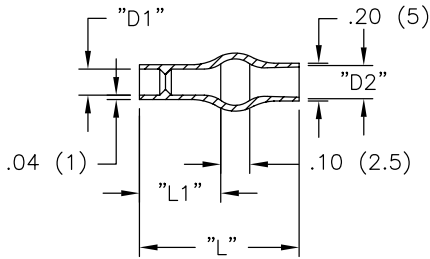


Material: Soft PVC, RMS-55 Color: Transparent Blue											
Standard Pack: 1,000 per bag											
Part No	Wire O.D. Range	Wire Gauge	"D1"	"D2"	"L1"	"L2"	"W1"	"W2"	"T"	ID No. On Part	Connector Series
248532	.071-.126 (1.8-3.2)	18-16	.13 (3.2)	.17 (4.2)	.53 (13.5)	.69 (17.5)	.34 (8.5)	.18 (4.5)	.04 (1)	S63	250
248548	.113-.190 (2.9-4.8)	14-12	.19 (4.8)	.23 (5.8)						S65	

224225/224230 Quick Fit Insulator



• UL #E120063



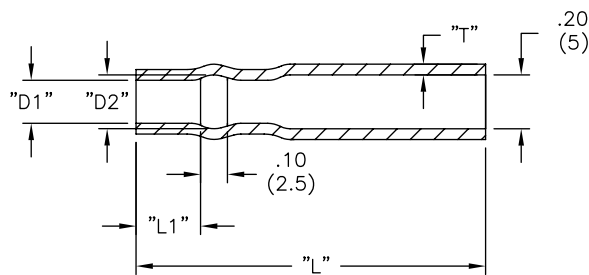
Material: Soft PVC, RMS-55 Color: Transparent Blue						
Standard Pack: 1,000 per bag						
Part No	Wire O.D. Range	Wire Gauge	"D1"	"D2"	"L1"	"L"
224225	.058-.091 (1.47-2.31)	22-18	.10 (2.5)	.16 (4.1)	.24 (6.1)	.51 (13)
224230	.068-.113 (1.73-2.87)	20-18	.12 (3)	.16 (4.1)	.24 (6.1)	.51 (13)

Available by special order only.

215025/215032 Quick Fit Insulator



• UL #E120063

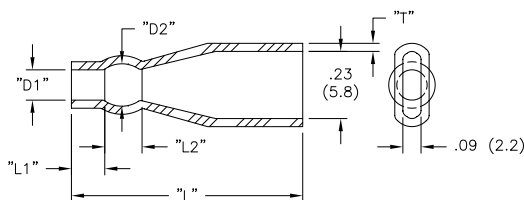


Material: Soft PVC, RMS-55 Color: Transparent Blue							
Standard Pack: 1,000 per bag							
Part No	Wire O.D. Range	Wire Gauge	"D1"	"D2"	"L1"	"L"	"T"
215025	.058-.091 (1.47-2.31)	22-18	.10 (2.5)	.16 (4.1)	.24 (6.1)	1.30 (33)	.04 (1)
215032	.071-.126 (1.8-3.2)	18-16	.13 (3.3)	.18 (4.6)	.28 (7.1)	1.34 (34)	.04 (1)

235830/235835 Quick Fit Insulator



• UL #E120063

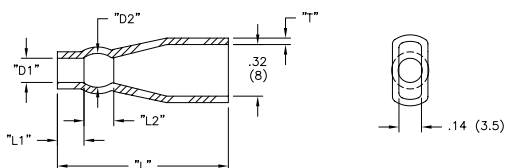


Material: Soft PVC, RMS-55 Color: Transparent Blue								
Standard Pack: 1,000 per bag								
Part No.	Wire O.D. Range	Wire Gauge	"D1"	"D2"	"L1"	"L2"	"L"	"T"
235830	.058-.091 (1.5-2.3)	20-18	.12 (3)	.16 (4)	.20 (5)	.10 (2.5)	.91 (23)	.03 (0.8)
235835	.071-.140 (1.8-3.6)	18-14	.14 (3.5)	.18 (4.5)		.12 (3)		

2380XX Quick Fit Insulator



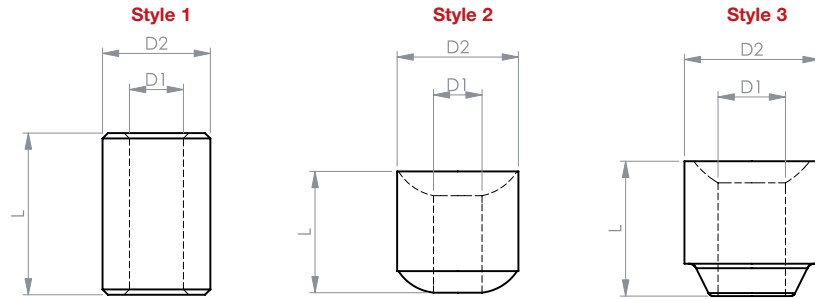
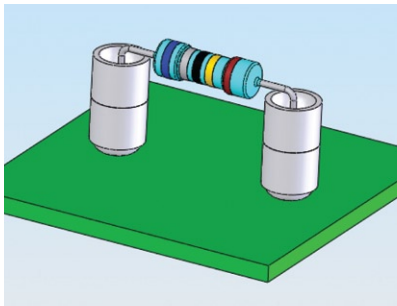
• UL #E120063



Material: Soft PVC, RMS-55 Color: Transparent Blue								
Standard Pack: 1,000 per bag								
Part No	Wire O.D. Range	Wire Gauge	"D1"	"D2"	"L1"	"L2"	"L"	"T"
238032	.071-.126 (1.8-3.2)	18-16	.13 (3.3)	.19 (4.8)	.20 (5.1)	.10 (2.5)	.95 (24.1)	.04 (1)
238035	.071-.140 (1.8-3.6)	18-14	.14 (3.6)	.18 (4.6)		.12 (3)		
238040	.091-.140 (2.3-3.6)	16-14	.16 (4.1)	.20 (5.1)		.12 (3)	.97 (24.6)	
238048	.113-.190 (2.9-4.8)	14-12	.19 (4.8)	.25 (6.3)		.10 (2.5)	.98 (24.9)	

INSULATORS

CER Ceramic Beads

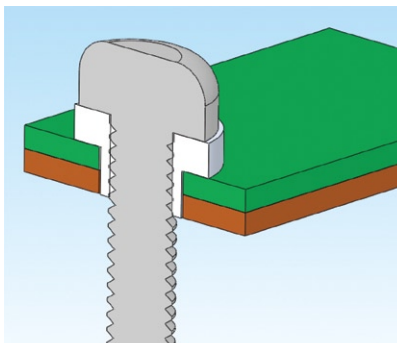


Features

- Max. operating temperature: 1832°F (1000°C)
- Parts are stackable as seen in application photo

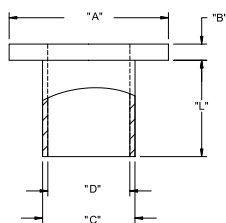
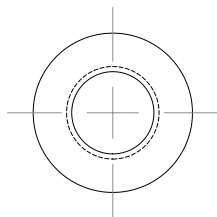
CER		Standard Pack: 1,000 per bag			
Mat'l: Steatite C220 Ceramic, RMS-170 Color: Natural	"D1"	"D2"	"L"	Style	
CER-1	.079 (2)	.158 (4)	.237 (6)	1	
CER-2	.093 (2.4)	.178 (4.5)	.315 (8)		
CER-3	.063 (1.6)	.119 (3)	.394 (10)		
CER-4	.040 (1)	.119 (3)	.119 (3)	2	
CER-5	.071 (1.8)	.178 (4.5)	.178 (4.5)		
CER-6	.040 (1)	.119 (3)	.197 (5)		
CER-7	.098 (2.5)	.197 (5)	.197 (5)	3	

MNI Screw Insulator



Features

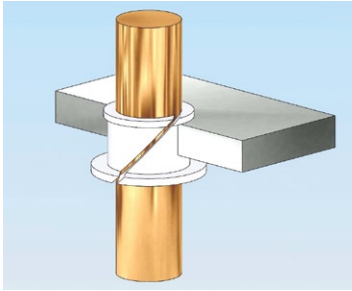
- Use as screw insulators and in bushing applications
- Reduce vibration
- Strong and corrosion resistant



Material: UL94 V2 Nylon 6/6 Color: Natural					Standard Pack: 1,000 per bag								
Part No.	Screw Size	"L"	"A"	"B"	"C"	"D"	Material						
MNI#2-2	#2 (M2)	.031 (0.8)	.181 (4.6)	.047 (1.2)	.120 (3)	.090 (2.3)	RMS-01						
MNI#2-4		.063 (1.6)											
MNI#2-6		.093 (2.4)											
MNI#4-2	#4 (M2.5)	.031 (0.8)	.235 (6)		.145 (3.7)	.115 (2.9)		RMS-01					
MNI#4-3		.046 (1.2)											
MNI#4-4		.063 (1.6)											
MNI#4-5		.084 (2.1)	.252 (6.4)		.140 (3.6)	.145 (3.7)			RMS-48				
MNI#4-6		.093 (2.4)											
MNI#4-8		.125 (3.2)											
MNI#4-10		.156 (4)	.235 (6)		.145 (3.7)	.128 (3.3)			RMS-01				
MNI#4-12		.187 (4.7)											
MNI#4-16		.250 (6.4)											
MNI#4-24		.375 (9.5)											
MNI#5-3	#5 (M3)	.051 (1.3)	.370 (9.4)	.063 (1.6)	.170 (4.3)	.140 (3.6)	RMS-01						
MNI#6-2		.031 (0.8)											
MNI#6-4		.063 (1.6)											
MNI#6-6		.093 (2.4)											
MNI#6-8		.125 (3.2)											
MNI#6-12		.187 (4.7)											
MNI#6-16	.250 (6.4)	.344 (8.7)	.205 (5.2)	.173 (4.4)	RMS-01								
MNI#6-24	.375 (9.5)												
MNI#6-32	.500 (12.7)												
MNI#8-2	#8 (M4)	.031 (0.8)	.399 (10.1)	.063 (1.6)	.260 (6.6)	.200 (5.1)	RMS-01						
MNI#8-4		.063 (1.6)											
MNI#8-6		.093 (2.4)											
MNI#8-8		.125 (3.2)											
MNI#8-12		.187 (4.7)											
MNI#8-16		.250 (6.4)											
MNI#8-24		.375 (9.5)											
MNI#8-32		.500 (12.7)											
MNI#10-2		#10 (M5)						.031 (0.8)	.620 (15.7)	.063 (1.6)	.312 (7.9)	.260 (6.6)	RMS-01
MNI#10-4								.063 (1.6)					
MNI#10-6	.093 (2.4)												
MNI#10-8	.125 (3.2)												
MNI#10-12	.187 (4.7)												
MNI#10-16	.250 (6.4)												
MNI#10-24	.375 (9.5)												
MNI#10-32	.500 (12.7)												
MNI#1/4-2	1/4 (M6)		.031 (0.8)	.513 (13)	.065 (1.7)	.312 (7.9)	.260 (6.6)	RMS-01					
MNI#1/4-4			.063 (1.6)										
MNI#1/4-6		.093 (2.4)											
MNI#1/4-12		.187 (4.7)											
MNI#1/4-16		.250 (6.4)											
MNI#1/4-24		.375 (9.5)											
MNI#1/4-32		.500 (12.7)											
MNI#5/16-6		.093 (2.4)	.620 (15.7)						.063 (1.6)	.360 (9.1)	.320 (8.1)	RMS-01	
MNI#5/16-12	.187 (4.7)												
MNI#5/16-16	.250 (6.4)												
MNI-M2.5-1.3	M2.5	.051 (1.3)	.248 (6.3)	.047 (1.2)	.138 (3.5)	.114 (2.9)	RMS-48						
MNI-M2.5-3.6		.142 (3.6)											
MNIM3-1.0	M3	.039 (1)	.280 (7.1)	.039 (1)	.150 (3.8)	.122 (3.1)	RMS-48						
MNIM3-1.3		.051 (1.3)											
MNIM3-2.5		.098 (2.5)											
MNIM3-3.5		.137 (3.5)											

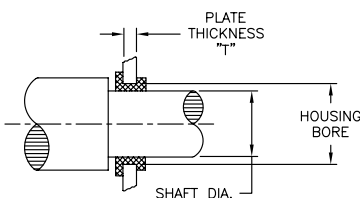
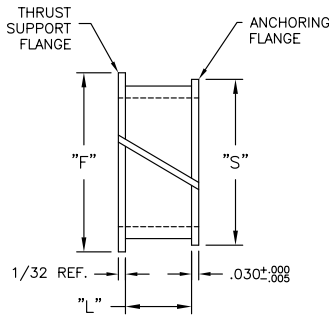
Available by special order only.

R Snap In Bearing



Features

- Effective in damping out noise and vibration
- Does not require lubrication
- Axial slot helps maintain proper fit and compensate for humidity and temperature changes



Material: Nylon 6/6, RMS-48 • Color: White							
Standard Pack: 1,000 per Bag							
Part No.	Maximum Shaft Dia.	Minimum* Housing Bore	Bearing I.D.** +.003/-000	Flange Diameter ±1/64		Bearing Length "L" +.015/-000	Recommended Plate Thickness "T"
				"F"	"S"		
R3L1-C	3/16	.234	.189	5/16	1/4	.078	.040 - .075
R3L2-C						.140	.072 - .135
R4L1-C	1/4	5/16	.251	7/16	11/32	.078	.040 - .075
R5L1-C	5/16	3/8	.314	1/2	13/32	.078	.040 - .075
R6L2-C	3/8	7/16	.376	9/16	15/32	.140	.072 - .135
R12L1-C	3/4	13/16	.751	1	27/32	.078	.040 - .075

*The minimum clearance for snap-in bearings is .001". However, snap in bearings can be used with shaft diameters a few thousands larger or smaller than shown if housing bore is varied a corresponding amount

**When installed in Housing Bore diameter shown

Installation

Bearings should always be installed in a housing bore that provides good support for the bearing.

When operated continuously without lubrication at the maximum permissible speed of 500 rpm shafts should be hardened or plated in the bearing area to minimize wear.

Unhardened stainless steel shafts are not recommended. Use chromium plated or nickel plated shafts where corrosion is a problem.

Correct Clearances

Housing bore diameters should not be smaller than the minimum diameters specified in tables presented in this catalog. To check bearing I.D.'s for clearance, the bearing should be installed in its housing bore. Plug gauges with diameters corresponding to the minimum and maximum recommended I.D.'s can be used to determine whether the

clearance is correct for the bearing when operated on recommended shaft.

When bearings must operate in liquids, the wall thickness of the bearing will increase due to absorption of liquid. Wall thicknesses also increase when bearings are used in a consistently humid environment.

The compensation gap allows for the bearing to be collapsed sufficiently so that the small flange can be easily spiraled through the mounting hole. Position the bearing over the hole with the gap facing up. With light finger pressure immediately to the left of the compensation gap, the bearing is spiraled into position.


Bearings perform effectively in temperature ratings from -40°F to +200°F. Bearing load ratings to 8,000 PSI and speed ratings up to 2,000 feet per minute insure durability.

LOAD RATINGS

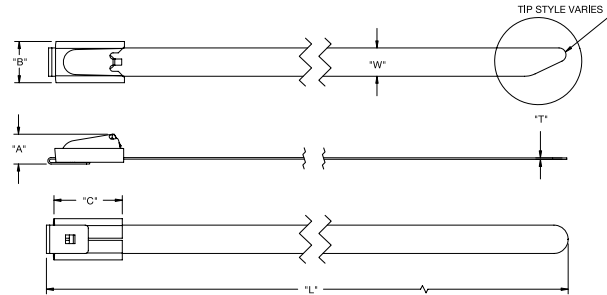
Radial Load Capacity in Pounds of various RPM (Non-Lubricated)						
Bearing No.	Nominal Brg. I.D.	Static	10 RPM	50 RPM	100 RPM	250 RPM
R3L1-C	3/16	24	4	4	3	2
R3L2-C		48	9	8	6	4
R4L1-C	1/4	32	5	5	4	2
R5L1-C	5/16	40	8	6	4	2
R6L2-C	3/8	96	19	15	10	4
R12L1-C	3/4	100	20	14	6	2.5

CABLE TIES & ACCESSORIES

MT Stainless Steel Cable Ties

 UL #E327521

NEW



Features

- Type 316 stainless steel for corrosive environments
- Type 304 stainless steel for general purpose indoor & outdoor applications
- Withstand extreme temperatures from -328° to 1400°F (-200° to -760°C)
- Radiation, vibration, flame and corrosion resistant

Part No.	Max. Bundle Dia	"L" Length Approx.	"A"	"B"	"C"	"T"	"W"	Min Loop Tensile Strength lb (kg)	Type of Steel	Standard Pack	
MT-1	1 (25)	5 (127)									
MT-2	2 (51)	7.91 (201)									
MT-3	2.75 (70)	10.20 (259)									
MT-4	4 (102)	14.25 (362)									
MT-5	6 (152)	20.51 (521)	.169 (4.3)	.252 (6.4)	.449 (11.4)		.181 (4.6)	100 (45)	304 Stainless Steel, RMS-381	100	
MT-6	8 (203)	26.73 (679)								50	
MT-7	10 (254)	32.99 (838)									
MT-8	12 (304)	39.29 (998)									
MT-9	15 (380)	49.21 (1250)									
MT-10	2 (51)	7.91 (201)									
MT-11	4 (102)	14.25 (362)									
MT-12	6 (152)	20.51 (521)	.221 (5.6)	.402 (10.2)	.543 (13.8)		.311 (7.9)	250 (113)		100	
MT-13	8 (203)	26.73 (679)									
MT-14	10 (254)	32.99 (838)								50	
MT-15	12 (304)	39.29 (998)									
MT-16	1 (25)	5 (127)				.010 (0.25)					
MT-17	2 (51)	7.91 (201)									
MT-18	2.75 (70)	10.20 (259)									
MT-19	4 (102)	14.25 (362)									
MT-20	6 (152)	20.51 (521)	.169 (4.3)	.252 (6.4)	.449 (11.4)		.181 (4.6)	100 (45)	316 Stainless Steel, RMS-382	100	
MT-21	8 (203)	26.73 (679)								50	
MT-22	10 (254)	32.99 (838)									
MT-23	12 (304)	39.29 (998)									
MT-24	15 (380)	49.21 (1250)									
MT-25	2 (51)	7.91 (201)									
MT-26	4 (102)	14.25 (362)									
MT-27	6 (152)	20.51 (521)	.221 (5.6)	.402 (10.2)	.543 (13.8)		.311 (7.9)	250 (113)		100	
MT-28	8 (203)	26.73 (679)									
MT-29	10 (254)	32.99 (838)									
MT-30	12 (304)	39.29 (998)								50	

NEW

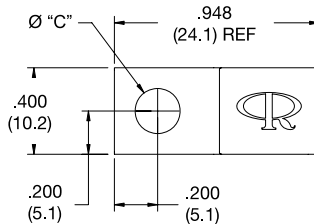
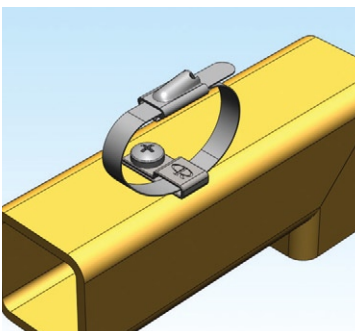
MTG-1 Stainless Steel Cable Tie Installation Tool



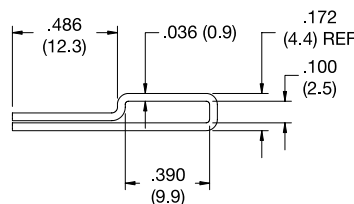
H

MTH Stainless Steel Tie Holder

NEW




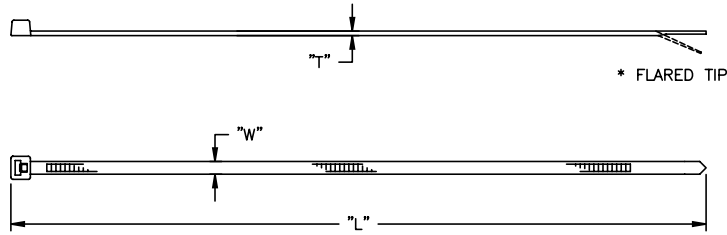
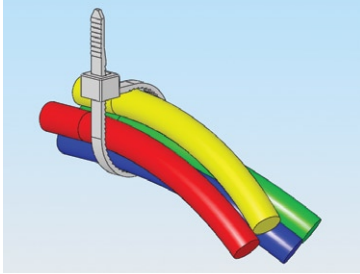
Mat'l: 304 Stainless Steel, RMS-381			
Part No	"C" Mounting Hole Dia.	Suggested Screw Size	Standard Pack
MTH1-1	.177 (4.5)	#8 or M4	100
MTH1-2	.213 (5.4)	#10 or M5	
MTH1-3	.266 (6.8)	1/4 or M6	



CABLE TIES & ACCESSORIES

WIT/WITA UL94 V2 Nylon 6/6 Cable Ties

 UL#E71558



Material: UL94 V2 Nylon 6/6, RMS-01, Color: Natural

Part Number	Military Standard Part No.	Min Loop Tensile Strength Lbs (N)	Length Ref.	Max. Bundle Dia.	"W" Width Ref	"T" Thickness Ref.	Standard Pack Qty
WITA-18SF-M		18 (80)	3.85 (97.8)	.87 (22)	.10 (2.5)	.04 (1)	1000
WIT-18R-M*	MS3367-4-9		4.52 (114.8)	1.00 (25.4)			1000
WITA-18L-M			5.90 (150)	1.46 (37.1)			1000
WITA-18V-M			7.87 (200)	2.13 (54.1)			1000
WITA-18X-M			15.75 (400)	4.56 (116)			1000
WITA-40R-C		40 (180)	5.91 (150)	1.48 (37.6)	.14 (3.6)	.05 (1.3)	100
WITA-40R-M			7.87 (200)	2.05 (52)			1000
WITA-40L-M			8.07 (205)	2.10 (53.3)			1000
WITA-40XL-M			11.81 (300)	3.27 (83)			1000
WITA-40VL-M			25.00 (635)	7.48 (190)			100
WITA-50S-M		50 (222)	6.30 (160)	1.52 (38.7)	.18 (4.6)	.05 (1.3)	1000
WIT-50R-M	MS3367-1-9		8.00 (203.2)	2.00 (50.8)			1000
WITA-50RL-M			11.02 (280)	3.03 (77)			1000
WIT-50L-M	MS3367-2-9		15.40 (391.2)	4.50 (114.3)			1000
WITA-50XL-C			25.00 (635)	7.48 (190)			100
WITA-120S-D		120 (534)	8.60 (218)	2.01 (51)	.30 (7.6)	.06 (1.6)	500
WITA-120R-D			15.75 (400)	4.45 (113)			500
WITA-120L-D			21.65 (550)	6.38 (162)			500
WITA-175R-L		175 (778)	24.00 (610)	7.02 (178)	.35 (9)	.07 (1.8)	50
WITA-175L-Q			36.00 (914.4)	10.91 (277)			25

Other colors available by special order

WIT/WITA-UVB Weather Resistant Nylon 6/6 Cable Ties

Material: UL94 V2 Weather Resistant Nylon 6/6, RMS-46, Color: Black

Part Number	Military Standard Part No.	Min Loop Tensile Strength Lbs (N)	Length Ref.	Max. Bundle Dia.	"W" Width Ref	"T" Thickness Ref.	Standard Pack Qty
WITA-18SF-UVB-M		18 (80)	3.85 (97.8)	.87 (22)	.10 (2.5)	.04 (1)	1000
WIT-18R-UVB-M*	MS3367-4-0		4.52 (114.8)	1.00 (25.4)			1000
WITA-18L-UVB-M			5.90 (150)	1.46 (37.1)			1000
WITA-18V-UVB-M			7.87 (200)	2.13 (54.1)			1000
WITA-18X-UVB-M			15.75 (400)	4.56 (116)			1000
WITA-40R-UVB-C		40 (180)	5.91 (150)	1.48 (37.6)	.14 (3.6)	.05 (1.3)	100
WITA-40R-UVB-M			7.87 (200)	2.05 (52)			1000
WITA-40L-UVB-M			8.07 (205)	2.10 (53.3)			1000
WITA-40XL-UVB-M			11.81 (300)	3.27 (83)			1000
WITA-40VL-UVB-M			25.00 (635)	7.48 (190)			100
WITA-50S-UVB-M		50 (222)	6.30 (160)	1.52 (38.7)	.18 (4.6)	.05 (1.3)	1000
WIT-50R-UVB-M	MS3367-1-0		8.00 (203.2)	2.00 (50.8)			1000
WITA-50RL-UVB-M			11.02 (280)	3.03 (77)			1000
WITA-50L-UVB-M	MS3367-2-0		15.40 (391.2)	4.50 (114.3)			1000
WITA-50XL-UVB-C			25.00 (635)	7.48 (190)			100
WITA-120S-UVB-D		120 (534)	8.60 (218)	2.01 (51)	.30 (7.6)	.06 (1.6)	500
WITA-120R-UVB-D			15.75 (400)	4.45 (113)			500
WITA-120L-UVB-D			21.65 (550)	6.38 (162)			500
WITA-175R-UVB-L		175 (778)	24.00 (610)	7.02 (178)	.35 (9)	.07 (1.8)	50
WITA-175L-UVB-Q			36.00 (914.4)	10.91 (277)			25

WIT/WITA-V0 UL94 V0 Nylon 6/6 Cable Ties

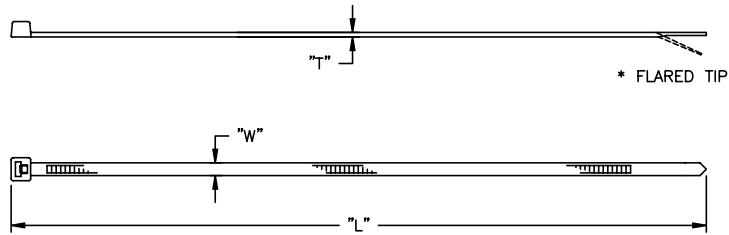
Material: UL94 V0 Nylon 6/6, RMS-75, Color: Natural

Part Number	Min Loop Tensile Strength Lbs (N)	Length Ref.	Max. Bundle Dia.	"W" Width Ref	"T" Thickness Ref.	Standard Pack Qty
WIT-18R-V0-M*	18 (80)	4.52 (114.8)	1.00 (25.4)	.10 (2.5)	.04 (1)	1000
WITA-40R-V0-M	40 (180)	5.91 (150)	1.48 (37.6)	.14 (3.6)	.05 (1.3)	1000
WIT-50R-V0-M	50 (222)	8.00 (203.2)	2.00 (50.8)	.19 (4.8)		1000

CABLE TIES & ACCESSORIES

WIT/WITA-HS/WIT-HT

Heat Stabilized and High Temperature Cable Ties



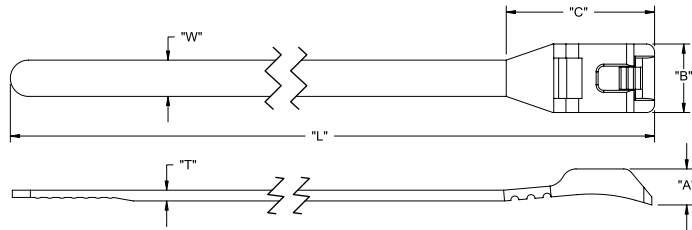
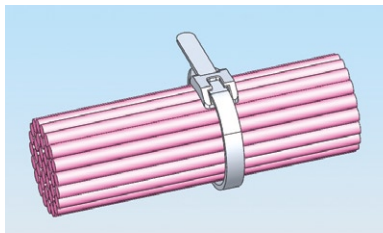
Features

- HS Series is serviceable to 239°F (115°C)
- HT Series is serviceable to 286°F (141°C)

Part Number	Material	Color	Min Loop Tensile Strength Lbs (N)	Length Ref.	Max. Bundle Dia.	"W" Width Ref	"T" Thickness Ref.	Standard Pack Qty
WIT-18R-HS-M*	UL94 V2 Nylon 6/6, RMS-47	Black	18 (80)	4.52 (114.8)	1.00 (25.4)	.10 (2.5)	.04 (1)	1000
WIT-18R-HT-M*	UL94 V2 Nylon 4/6, RMS-109	Natural						
WITA-40R-HS-M	UL94 V2 Nylon 6/6, RMS-47	Black	40 (180)	5.91 (150)	1.48 (37.6)	.14 (3.6)	.05 (1.3)	
WIT-50R-HS-M	UL94 V2 Nylon 6/6, RMS-47	Black	50 (222)	8.00 (203.2)	2.00 (50.8)	.19 (4.8)		
WIT-50R-HT-M	UL94 V2 Nylon 4/6, RMS-109	Natural						
WITA-50RL-HS-M	UL94 V2 Nylon 6/6, RMS-47	Black					11.02 (280)	3.03 (77)

WIT-LP

Low Profile Cable Ties



Material: UL94 V2 Nylon 6/6, RMS-01 Color: Natural	Material: UVB Nylon 6/6, RMS-46 Color: Black	Min. Loop Tensile Strength lb (kg)	Bundle Diameter Range	"A"	"B"	"C"	"L" Ref.	"T"	"W"	Std. Pack
WITLP-50R-M	WITLP-50R-UVB-M	50 (22)	.375-1.750 (9.5-44.45)	.176 (4.47)	.337 (8.56)	.690 (17.53)	7.500 (190.5)	.053 (1.35)	.177 (4.5)	1,000
WITLP-120R-C	WITLP-120R-UVB-C	120 (54)	.563-3.500 (14.3-88.9)	.270 (6.86)	.487 (12.37)	1.380 (35.05)	16.000 (406.4)	.075 (1.91)	.300 (7.62)	100

WIT-1/2A/3/3A

Cable Tie Installation Tools




WIT-1

- Lightweight, economical tool for job site installations and repairs
- For WIT/A-18 through -50 wire ties



WIT-2A

- Heavy duty construction for Richco Series WIT/A-18, -40 and -50 wire ties
- Cuts cable tie flush when adjustable preset bundling tension is reached



WIT-3

- For Richco WIT/A-120 and -175 wire ties



WIT-3A

- Economy model for Richco Series WIT/A-18, -40 and -50 wire ties
- Glass reinforced Nylon provides lightweight durability

CABLE TIES & ACCESSORIES

WIT-RT

Release Tab Wrap-It Tie



- UL #E71558 (except for WIT-RT-1)

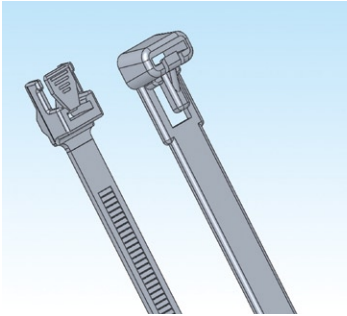


Fig. 1

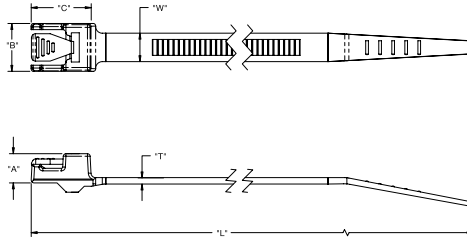
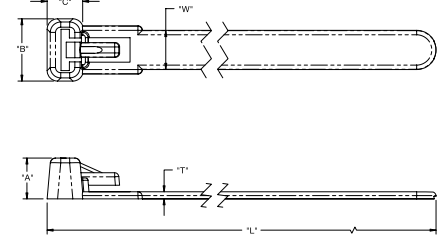


Fig. 2



Material: UL94 V2 Nylon 6/6, RMS-01 Color: Natural	Min. Loop Tensile Strength lb (kg)	"L"	Bundle Ø Range	"W"	"T"	"A"	"B"	"C"	Standard Pack	UVB Stabilized Nylon 6/6, RMS-46 Color: Black	Fig.
NEW WIT-RT-1-M	30 (13)	8-3/32 (206)	1/4 - 1-7/8 (6.4 - 48)	.30 (7.6)	.05 (1.3)	.31 (7.8)	.47 (11.9)	.27 (6.8)	1000	Standard -UVB-M	2
WIT-RT-0550-M	40 (18)	5-1/2 (139.7)	3/16 - 1-1/4 (4.8 - 31.8)	.21 (5.3)		.24 (6.1)	.36 (9.1)	.45 (11.4)			
WIT-RT-0800-M		8 (203.2)	3/16 - 2 (4.8 - 50.8)		.52 (13.2)	.09 (2.3)	.38 (9.7)	.80 (20.3)	.86 (21.8)	Special -UVB-M	1
WIT-RT-1050-M		10-1/2 (266.7)	3/16 - 2-1/2 (4.8 - 63.5)								
WIT-RT-1525-Q	250 (113)	15-1/4 (387.4)	2 - 4 (50.8 - 101.6)	.25 (6.4)	.09 (2.3)	.38 (9.7)	.80 (20.3)	.86 (21.8)	25	Special -UVB-Q	1
WIT-RT-2150-Q		21-1/2 (246.1)	2 - 6 (50.8 - 152.4)								
WIT-RT-2775-Q		27-3/4 (704.9)	2 - 8 (50.8 - 203.2)								

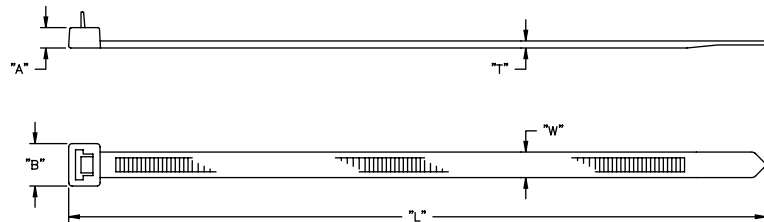
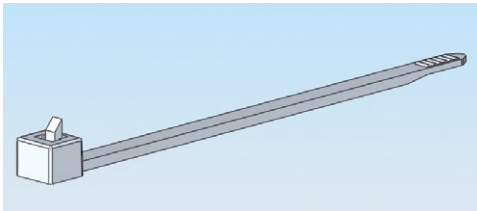
Other colors and materials are available by special order.

WIT-R

Releasable Wrap-It Tie



- UL #E71558 (except for WIT-50LR)



UL94 V2 Nylon 6/6, RMS-01 Color: Natural	Min. Loop Tensile Strength lb (kg)	"L" Ref.	Max. Bundle Ø	"W" Ref.	"T" Ref.	"A"	"B"	Standard Pack	UVB Stabilized Nylon 6/6, RMS-46 Color: Black
WIT-50SR-M	50 (22)	6 (152.4)	1-1/2 (38.1)	.19 (4.8)	.05 (1.3)	.21 (5.3)	.31 (7.9)	1000	Standard -UVB-M
WIT-50RR-M		8 (203.2)	2 (50.8)			.22 (5.6)	.34 (8.6)		
NEW WIT-50LR-M		11-21/32 (295.9)	3 (76.2)						

Other colors and materials are available by special order.


LBT-18-01

Locking Beaded Tie



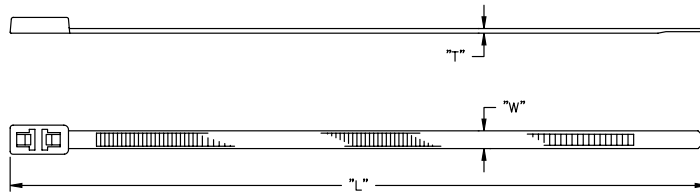
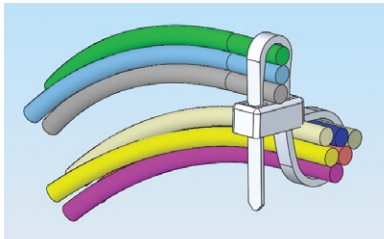
- UL #E93670

Material: UV94 V2 Nylon 6/6, RMS-01 • Color: Natural		
Part No.	Standard Pack: 1,000 per Bag	
	Min. Loop Tensile lb (kg.)	Max. Bundle Dia.
LBT-18-01	18 (8)	1.4 (35.6)



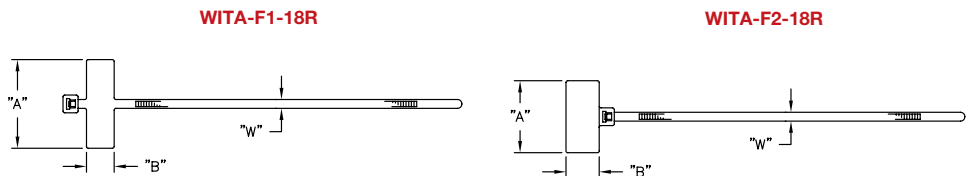
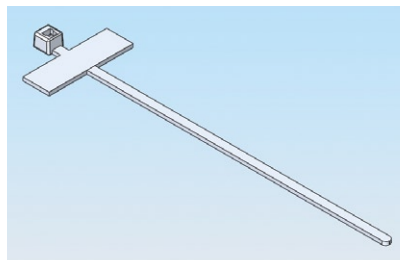
CABLE TIES & ACCESSORIES

WITA-DH Double-Loop Tie



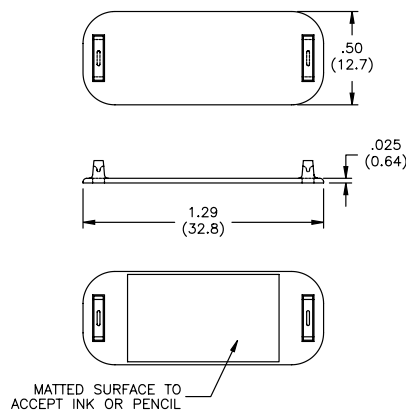
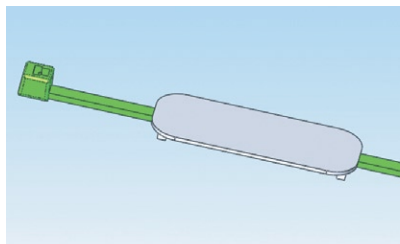
Part Number		Min Loop Tensile Strength Lbs (N)	Length Ref.	"W" Width Ref	"T" Thickness Ref.	Standard Pack Qty
Material						
UL94 V2 Nylon 6/6, RMS-01	UL94 V2 Weather Resistant Nylon 6/6, RMS-46	50 (222)	8.86 (225)	.19 (4.8)	.05 (1.3)	1000
Color: Natural	Color: Black		14.56 (370)			
WITA-50RLDH-M	WITA-50RLDH-UVB-M					
WITA-50LDH-M	WITA-50LDH-UVB-M					

WITA-F1/F2 Marker Flag Wrap-It Tie



Material: UL94 V2 Nylon 6/6, RMS-01, Color: Natural								
Part Number	Min Loop Tensile Strength Lbs (N)	Length Ref.	Max. Bundle Dia.	"W" Width Ref	"T" Thickness Ref.	"A" Ref.	"B" Ref.	Standard Pack Qty
WITA-F1-18R-M	18 (80)	3.98 (100)	.87 (22)	.10 (2.5)	.04 (1)	1 (25.4)	.31 (7.9)	1000
WITA-F2-18R-M		4.33 (110)	.98 (25)					

WIT-MK-1 Marker Tag Wrap-It Tie



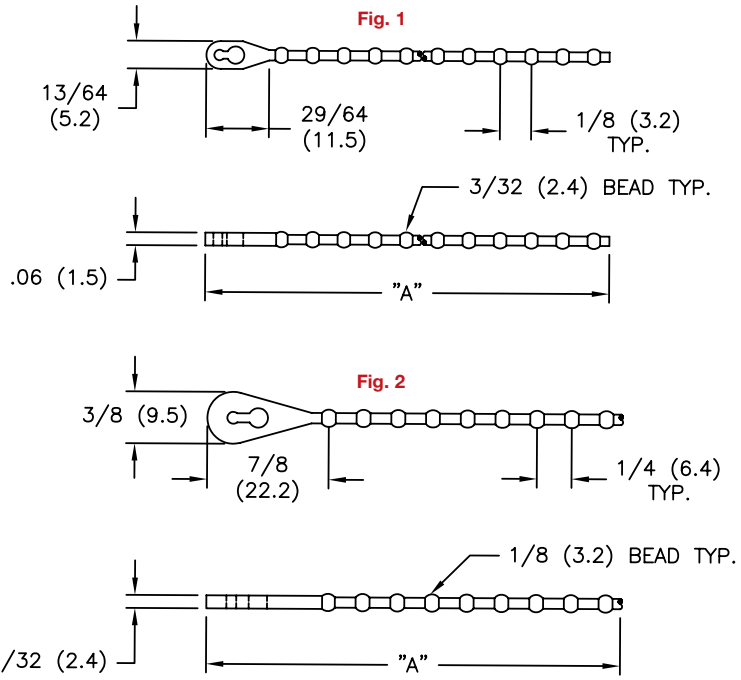
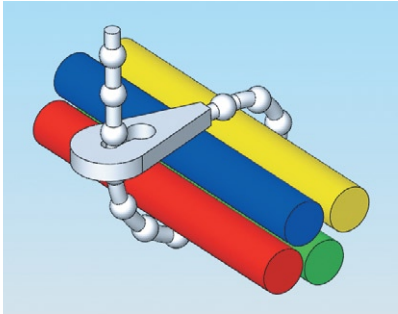
Material: UL94 V2 Nylon 6/6, RMS-01
Color: Natural
Standard Pack: 1,000 per Bag

Features

- Can be used with WIT/WITA ties up to size WIT-50

CABLE TIES & ACCESSORIES

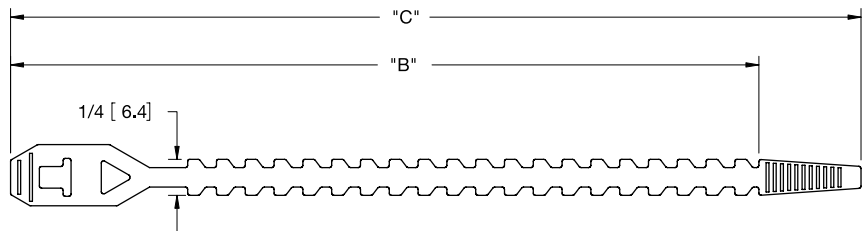
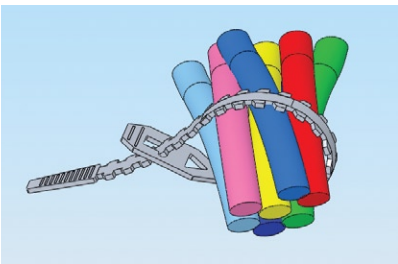
BT Beaded Tie



Standard Pack: 1,000 per bag

Part No. Prefix	"A" Ref.	Max. Bundle Diameter (requires 3 bead engagement)	Fig.	Color & Material Suffix					
				Material: PP, RMS-10 Color: Red	Material: PP, RMS-10 Color: Yellow	Material: PP, RMS-10 Color: Blue	Material: PP, RMS-10 Color: Black	Material: UL94 V2 Nylon 6/6, RMS-01 Color: Black	Material: UL94 V2 Nylon 6/6, RMS-01 Color: Natural
				-10-RD	-10-YL	-10-BL	-10-BK	-01-BK	-01-NT
BT-2	2.50 (63.5)	9/16 (14.3)	1	Standard	Standard	Standard	Special	Special	Standard
BT-4	4.00 (101.6)	1 (25.4)							
BT-5	5.00 (127)	1-1/4 (31.8)							
BT-6	6.00 (152.4)	1-3/4 (44.5)							
BT-8	8.75 (222.3)	2-3/8 (60.3)	2	Standard	Standard	Standard	Special	Special	Standard
BT-10	10.75 (273.1)	3-1/8 (85.7)							
BT-12	12.75 (323.9)	3-5/8 (92.1)							

HT Hanking Tie

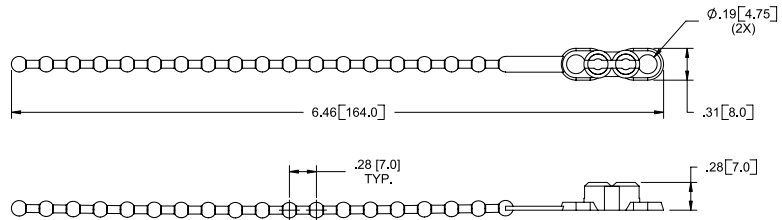
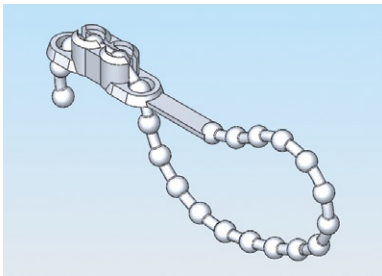


Material: Polyethylene, RMS-134 Color: Natural	Max. Bundle Diameter	"B" Ref.	"C" Ref.
Standard Pack: 1,000 per bag			
HT-3.9	.91 (23)	3.19 (81)	3.90 (99)
HT-4.9	1.10 (28)	4.21 (107)	4.92 (125)
HT-5.9	1.42 (36)	5.20 (132)	5.91 (150)



CABLE TIES & ACCESSORIES

HTE-164-PE3L/1H Beaded Hanking Tie

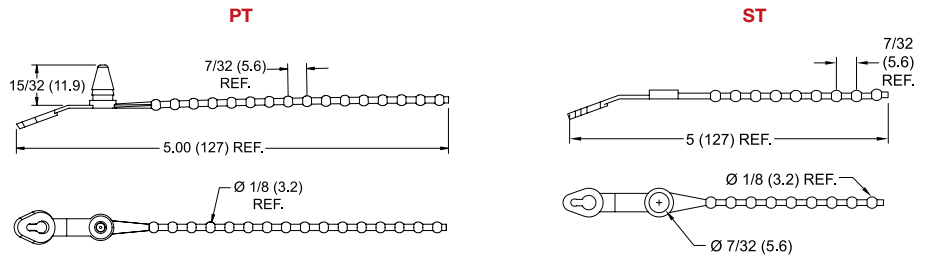
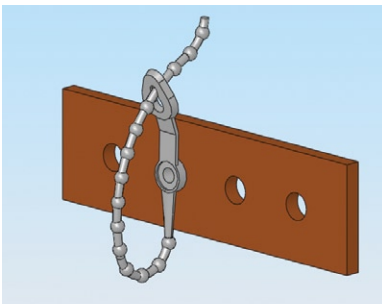


Features

- Installed by threading the beaded length through the first hole, two beads are securely locked into place by hand and the remainder of the tie is passed through the last hole for extra cable security

HTE-164-PE3L/1H	
Material: Polyethylene, RMS-155 Color Natural	Standard Pack: 1,000 per bag

PT/ST Beaded Wire Tie

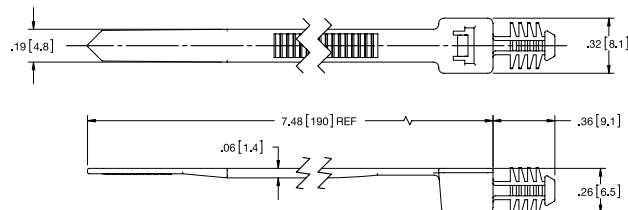
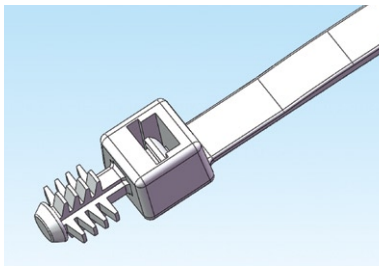


Mat'l: PP, RMS-10	Mat'l: UL94 V2 Nylon 6/6, RMS-01	Color	Bundle Ø Range	Mounting Method	Panel Thickness	Standard Pack
PT-203	PT-303	Black	1/4 - 1-1/4 (6.4 - 31.8)	Snap-lock in a ϕ 1/4 (6.4) hole	1/32 - 1/8 (0.8 - 3.2)	1000
PT-205	PT-305	Natural		ϕ 7/32 (5.6) clearance hole for screw	-	
ST-205	ST-305					

H

WITBH Blind Hole Cable Ties

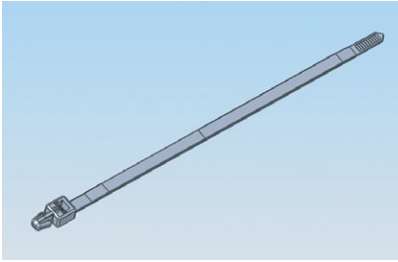
NEW



Part No.	Min. Loop Tensile Strength lb (kg.)	Max Bundle Dia	Hole Dia	Min Panel Thickness	Color	Material	Standard Pack
WITBH-50R	50 (22)	1.75 (44.5)	.250±.003 (6.35)	.25 (6.35)	Natural	UL94 V2 Nylon 6/6, RMS-01	1,000
WITBH-50R-HS					Black		

CABLE TIES & ACCESSORIES

WIT-50RLA Push-Mount Ties

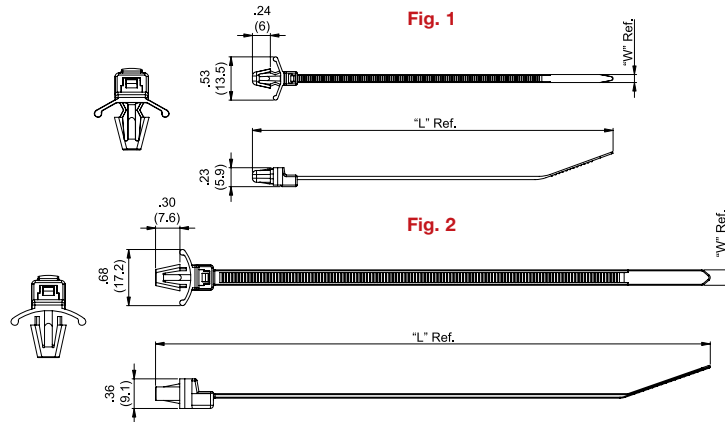
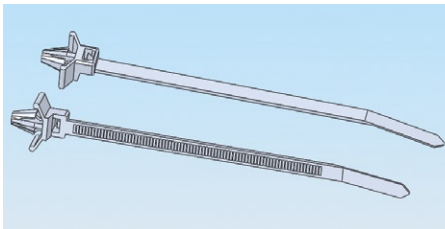


- UL #E71558 for WIT-50RLA-M only



Standard Mat'l: UL94 V2 Nylon 6/6, RMS-01 Color: Natural	Min. Loop Tensile Strength lb (kg)	"L" Length Ref.	Max. Bundle Diameter	"W" Width Ref.	"T" Thickness Ref.	"A"	"B" Ref.	"C" Ref.	Hole Dia.	Panel Thickness	Mat'l Variation
											UVB Nylon 6/6, RMS-46 Color: Black
Standard Pack: 1,000 per bag											-UVB
WIT-50RLA-M	50 (22)	8.87 (225.4)	2.00 (50.8)	.19 (4.8)	.05 (1.3)	.20 (5.1)	.32 (8.1)	.21 (5.4)	.187 ± .003 (4.8 ± 0.08)	.093 (2.36)	Special
WIT-50RLA-1		5.32 (135)	1.00 (25.4)			.26 (6.5)					
WIT-50RLA-2		6.69 (170)	1.50 (38.1)								
WIT-50RLA-3		7.87 (200)	1.75 (44.5)								

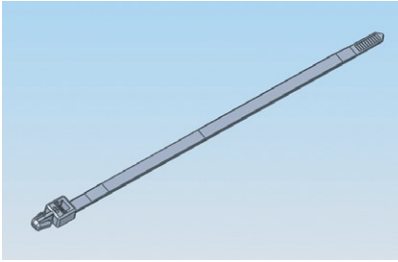
WIT-RA/SA Arrowhead Ties



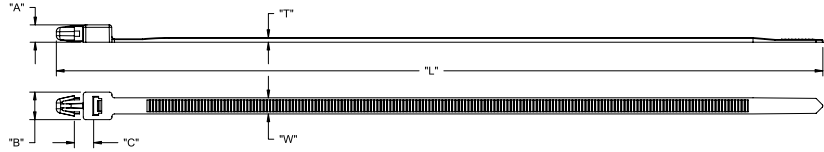
Standard Material: UL94 V2 Nylon 6/6, RMS-01 Color: Natural	Fig.	Min. Loop Tensile Strength lb (kg)	"L" Ref.	Max. Bundle Ø	"W" Ref.	Mounting Hole Ø	Panel Thickness	Color & Material Variations Suffix				Standard Pack:
								UL94 V0 Nylon 6/6, RMS-75A Color: Natural	UL94 V2 Nylon 6/6, RMS-01 Color: Black	High Temp. UL94 V2 Nylon 4/6, RMS-109 Color: Natural	UV Stabilized UL94 V2 Nylon 6/6, RMS-46 Color: Black	
								Replace -01 with -V0	Add "BK"	Add "-HT"	Add "-UVB"	
WIT-18RA-01	1	18 (8)	4.29 (109)	.83 (21)	.10 (2.5)	.19 (4.8)	.06 (1.6)	Special Order	Special Order	Special Order	Special Order	1,000
WIT-50SA-01		5.24 (133)	.91 (23)	.19 (4.8)	.25 (6.4)							
WIT-50SRA-01		6.81 (173)	1.42 (36)									
WIT-50RA-01		7.80 (198)	1.69 (43)									
NEW WIT-50SA-1-01	2	50 (22)	5.24 (133)	.91 (23)	.19 (4.8)	.25 - .27 (6.4 - 6.8)	.03 - .08 (0.8 - 2)	Special Order	Special Order	Special Order	Special Order	1,000
NEW WIT-50SRA-1-01			6.81 (173)	1.42 (36)								
NEW WIT-50RA-1-01			7.80 (198)	1.69 (43)								

CABLE TIES & ACCESSORIES

WIT-50RLA Push-Mount Ties



- UL #E71558 for WIT-50RLA-M only



Standard Mat'l: UL94 V2 Nylon 6/6, RMS-01 Color: Natural	Min. Loop Tensile Strength lb (kg)	"L" Length Ref.	Max. Bundle Diameter	"W" Width Ref.	"T" Thickness Ref.	"A"	"B" Ref.	"C" Ref.	Hole Dia.	Panel Thickness	Mat'l Variation
											UVB Nylon 6/6, RMS-46 Color: Black
Standard Pack: 1,000 per bag											-UVB
WIT-50RLA-M	50 (22)	8.87 (225.4)	2.00 (50.8)	.19 (4.8)	.05 (1.3)	.20 (5.1)	.32 (8.1)	.21 (5.4)	.187 ± .003 (4.8 ± 0.08)	.093 (2.36)	Special
WIT-50RLA-1		5.32 (135)	1.00 (25.4)			.26 (6.5)					
WIT-50RLA-2		6.69 (170)	1.50 (38.1)								
WIT-50RLA-3		7.87 (200)	1.75 (44.5)								

WIT-RA/SA Arrowhead Ties

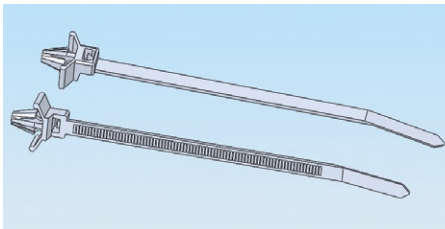
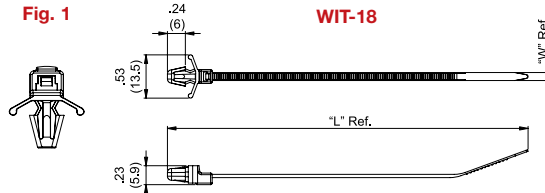
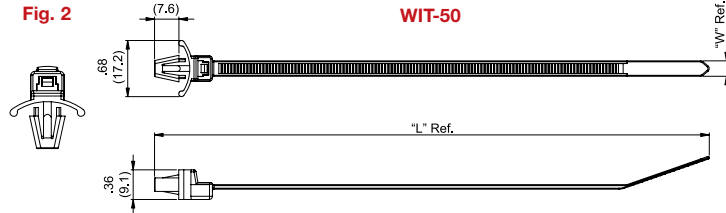


Fig. 1



WIT-18

Fig. 2



WIT-50

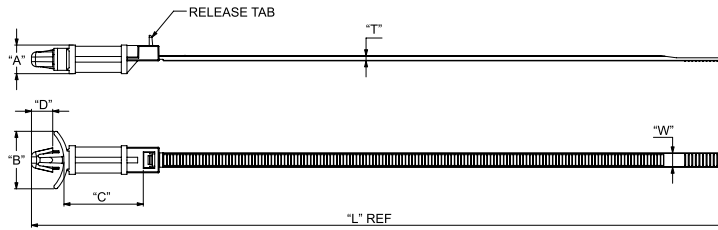
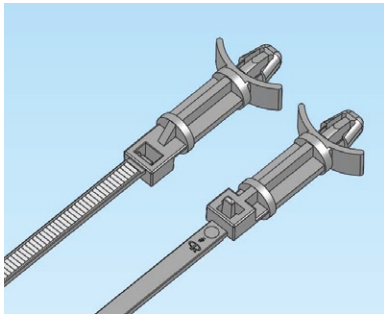
Standard Material: UL94 V2 Nylon 6/6, RMS-01 Color: Natural	Fig.	Min. Loop Tensile Strength lb (kg)	"L" Ref.	Max. Bundle Ø	"W" Ref.	Mounting Hole Ø	Panel Thickness	Color & Material Variations Suffix				Standard Pack:
								UL94 V0 Nylon 6/6, RMS-75A Color: Natural	UL94 V2 Nylon 6/6, RMS-01 Color: Black	High Temp. UL94 V2 Nylon 4/6, RMS-109 Color: Natural	UV Stabilized UL94 V2 Nylon 6/6, RMS-46 Color: Black	
								Replace -01 with -V0	Add "BK"	Add "-HT"	Add "-UVB"	
WIT-18RA-01	1	18 (8)	4.29 (109)	.83 (21)	.10 (2.5)	.19 (4.8)	.06 (1.6)	-	-	-	-	1,000
WIT-50SA-01		5.24 (133)	.91 (23)	.19 (4.8)	.25 (6.4)	Special Order		Special Order	Special Order	Special Order		
WIT-50SRA-01		6.81 (173)	1.42 (36)									
WIT-50RA-01		7.80 (198)	1.69 (43)									
NEW WIT-50SA-1-01	2	50 (22)	5.24 (133)	.91 (23)	.25 - .27 (6.4 - 6.8)		.03 - .08 (0.8 - 2)				Special Order	Special Order
NEW WIT-50SRA-1-01			6.81 (173)	1.42 (36)								
NEW WIT-50RA-1-01			7.80 (198)	1.69 (43)								

CABLE TIES & ACCESSORIES

WIT-30RRA Push-Mount Ties



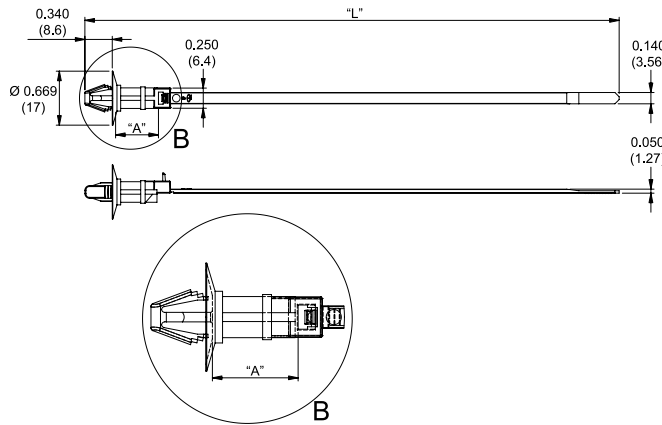
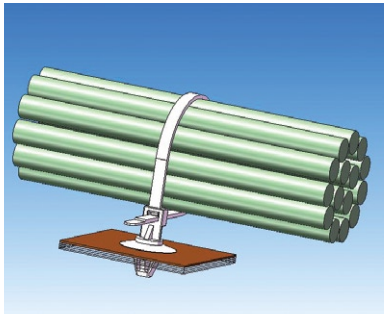
• UL#E17558 for part numbers WIT-30RRA-X only



Standard Pack: 1000 per bag												
Material: UL94 V2 Nylon 6/6, RMS-01 Color: Natural	Min. Loop Tensile Strength lb (kg)	"L" Ref.	Max. Bundle Ø	"W" Ref.	"T" Ref.	"A"	"B" Ref.	"C" Ref.	"D" Ref.	Hole Ø ± 0.08	Panel Thickness	UV Stabilized Nylon 6/6, RMS-46 Color: Black -UVB-M
WIT-30RRA-4-M	30 (13)	6.312 (160.3)	1.250 (31.8)	.141 (3.6)	.051 (1.3)	.279 (7.1)	.562 (14.3)	.279 (7.1)	.210 (5.3)	.187 (4.8)	.030 - .078 (0.8 - 2)	Special
WIT-30RRA-8-M		6.562 (166.7)						.531 (13.5)				
WIT-30RRA-12-M		6.812 (173)						.779 (19.8)				
WIT-30RRA-16-M		7.062 (179.4)						1.00 (25.4)				
NEW WIT-30RRAA-4-M		6.362 (161.6)				.279 (7.1)	.259 (6.6)	.250 (6.35)				
NEW WIT-30RRAA-8-M		6.614 (168)							.531 (13.5)			
NEW WIT-30RRAA-12-M		6.862 (174.3)							.779 (19.8)			
NEW WIT-30RRAA-16-M		7.114 (180.7)							1.00 (25.4)			

Other materials available by special order.

WIT-30RCA Releasable Cupped Cable Ties



Material: UL94 V2 Nylon 6/6, RMS-01* Color: Natural				Standard Pack: 1,000 per bag		
Part No.	"L" Ref.	"A"	Min. Loop Tensile Strength lb. (kg.)	Bundle Diameter	Hole Diameter	Panel Thickness
WIT-30RCA-4-M	6.326 (160.7)	0.279 (7.1)	30 (13)	1.250 (31.8)	Ø 0.236 - 0.255 (6 - 6.5)	0.023 - 0.098 (0.6 - 2.5)
WIT-30RCA-8-M	6.625 (168.3)	0.531 (13.5)				
WIT-30RCA-12-M	6.847 (174.6)	0.779 (19.8)				
WIT-30RCA-16-M	7.094 (180.2)	1.00 (25.4)				

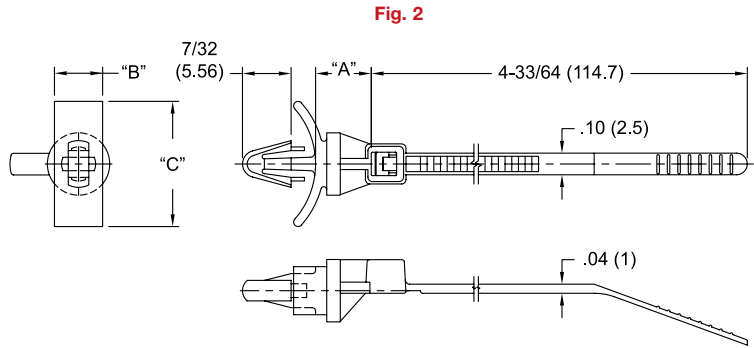
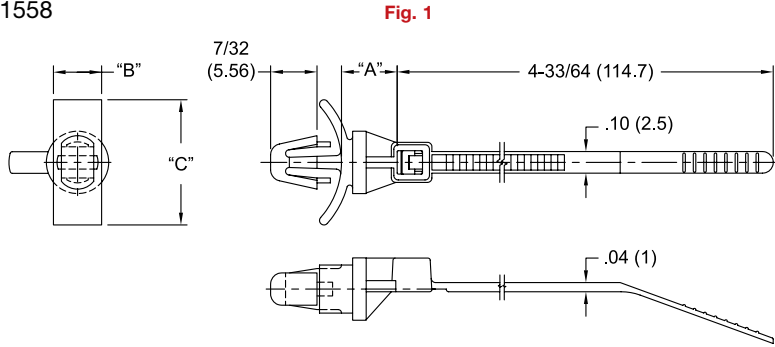
*Also available in UV Stabilized Material (RMS-46 Black), Heat Stabilized Material (RMS-47 Black), and UL94 V0 Nylon (RMS-19 Natural). To order, add -UVB, -HS, or -VO before the -M in the part number, respectively.

CABLE TIES & ACCESSORIES

WIT-18RA Self-Mount Ties



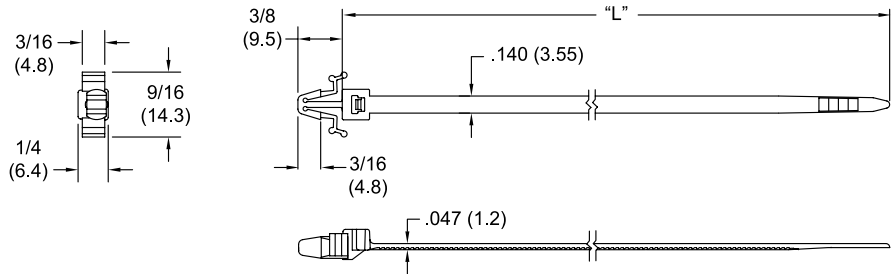
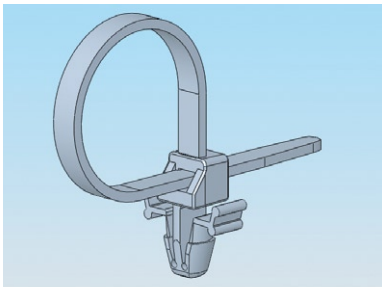
• UL #E71558



Standard Pack: 1000 per bag									
Material: UL94 V2 Nylon 6/6, RMS-01 Color: Natural	Min. Loop Tensile Strength lb (kg)	Max. Bundle Ø	"A"	"B"	"C"	Hole Ø ± .003 (0.08)	Panel Thickness	UV Stabilized Nylon 6/6, RMS-46 Color: Black	Figure
								-UVB-M	
WIT-18RA-4-01-M	18 (8)	3/4 (19.1)	1/4 (6.4)	7/32 (5.56)	9/16 (14.29)	.187 (4.75)	.031 - .078 (0.8 - 2)	Special	1
WIT-18R1A-4-01-M				.11 (2.79)	35/64 (13.9)	.187 (4.75)	1/16 - 9/64 (1.6 - 3.6)		2
WIT-18R2A-4-01-M				1					

WIT-30XAR1-2

Releasable Arrowhead Ties



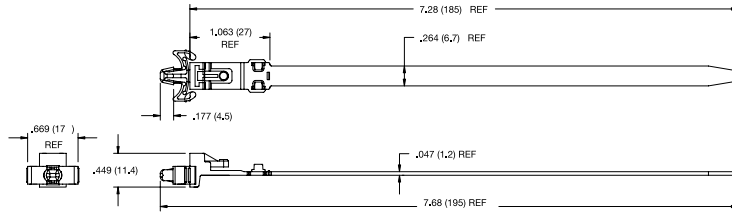
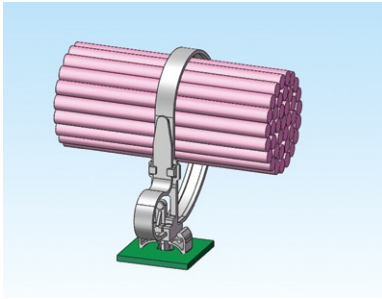
Standard Pack: 1000 per bag					
Material: UL94 V2 Nylon 6/6, RMS-01 Color: Natural	Min. Loop Tensile Strength lb (kg)	"L" Ref.	Max. Bundle Ø	Hole Ø ± .003 (0.08)	Panel Thickness
WIT-30RAR1-2	30 (13)	4.75 (120.7)	1.00 (25.4)	.189 (4.8)	.079 - .094 (2 - 2.4)
WIT-30LAR1-2		5.75 (146)	1.25 (31.8)		

H

CABLE TIES & ACCESSORIES

WIT-40LAR

Releasable Arrowhead Ties

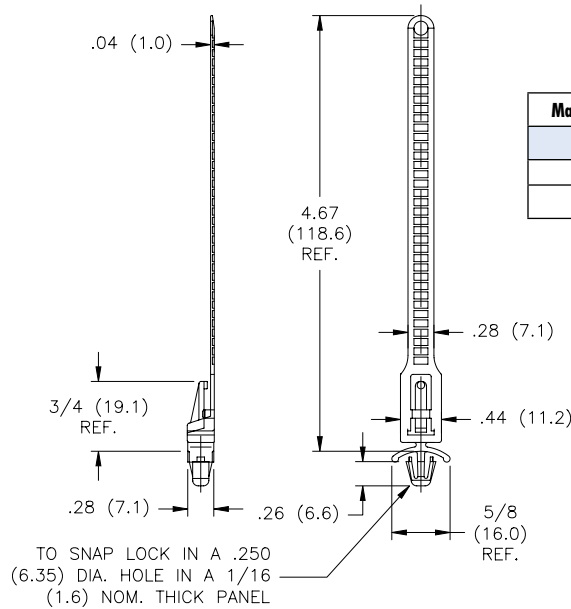
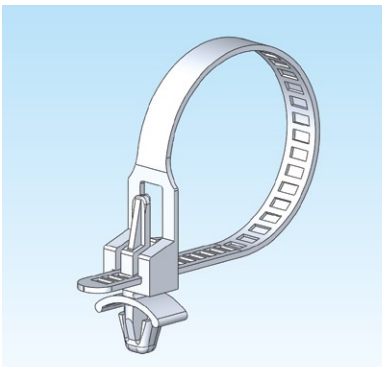


Part No.	Min. Loop Tensile Strength lb (kg.)	Max Bundle Dia	Hole Dia	Panel Thickness	Color	Material	Standard Pack
WIT-40LAR	40 (18)	1.97 (50)	.187±.003 (4.8±.08)	.020-.091 (0.5-2.3)	Black	UL 94 V2 Nylon 6/6, RMS-01	1,000

Other colors and materials are available by special order.

TOAH-18-01

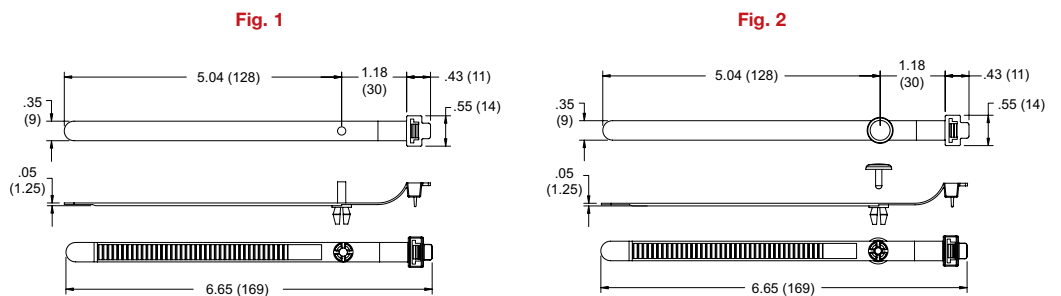
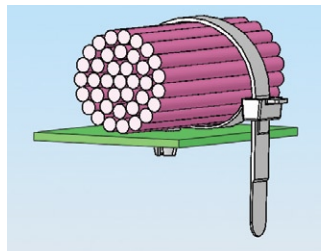
Tie On Arrowhead



Material: UL94 V2 Nylon 6/6, RMS-01 Color: Natural
Standard Pack: 1,000 per bag
Maximum Bundle Diameter 1-1/8 (28.5)
Black color available by special order

SRRCT

Rivet Mount Cable Tie

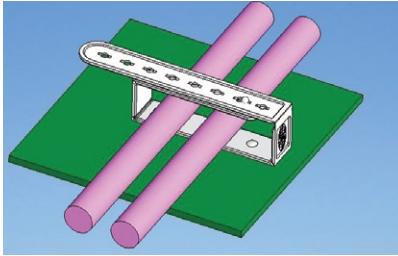


Strap Material: UL94 V2 Nylon 6/6, RMS-01 Color: Black Rivet Pin Material: UL94 V2 Nylon Color: Black							
Part No.	Max. Loop Tensile Strength lb (N)	Max. Bundle Ø	Hole Ø	Panel Thickness	Rivet Pin Material	Standard Pack	Fig.
SRRCT-1	56 (250)	.40 (1.58)	.276 (7)	.098 (2.5)	RMS-01	200	1
SRRCT-2					RMS-52	100	2

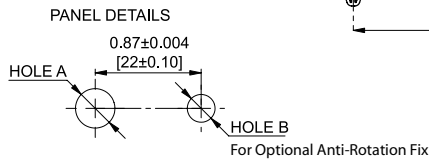
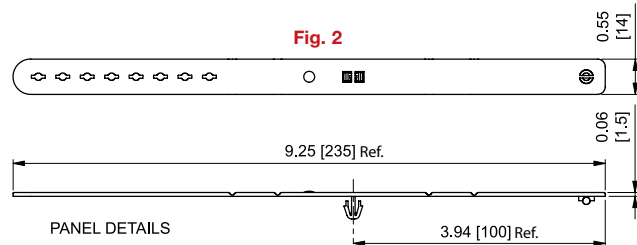
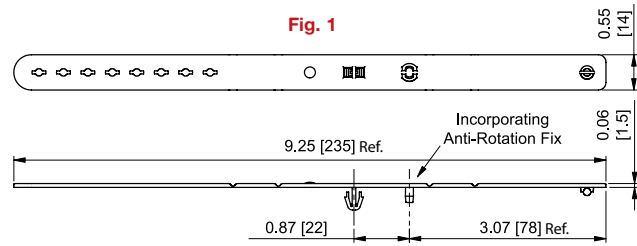
H

CABLE TIES & ACCESSORIES

CMS Cable Management Strap



NEW



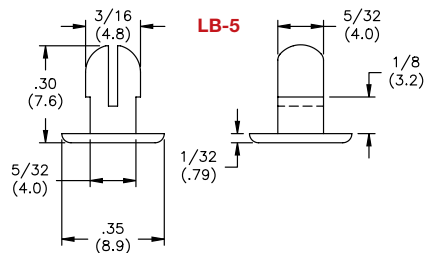
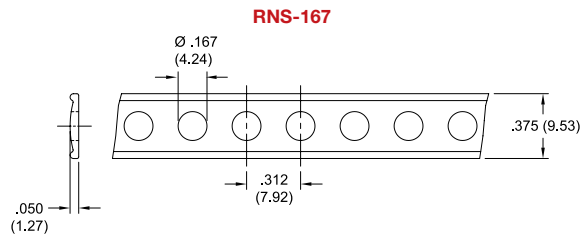
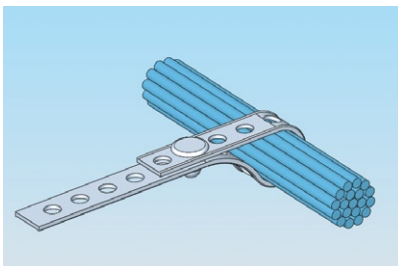
Material: UL94 V0 Nylon 6/6, RMS-19 Color: Natural

Standard Pack: 250 per bag

Part No.	Panel Hole A	Anti-Rotation Panel Hole B	Panel Thickness	Max. Bundle (W x H)	Figure
CMS-1	Ø 0.236 - 0.256	Ø 0.138±0.002 [Ø 3.5±0.05]	0.138±0.008 [3±0.2]	2.76 x 1.12 (70 x 30)	1
CMS-2	[Ø6 - 6.5]	-			2

Parts are also available in Black and Gray color. To order, add BK or GY to the end of the part number, respectively.

RNS/LB Nylon Strap and Locking Button

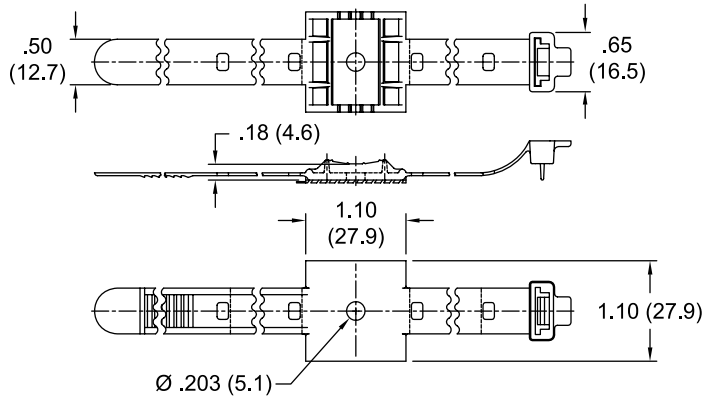
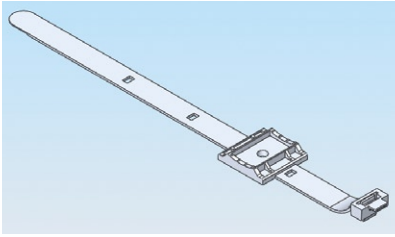


Part No.	Material	Color	Standard Pack
RNS-167	UL94 HB Nylon 6/6, RMS-17	Black	100 Foot Roll
LB-5	UL94 V2 Nylon 6/6, RMS-01		100

CABLE TIES & ACCESSORIES

UMS

Universal Mounting Strap

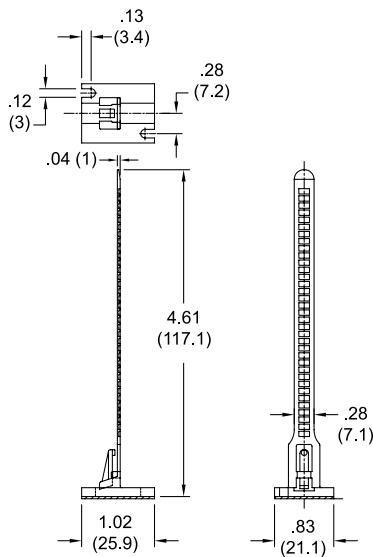
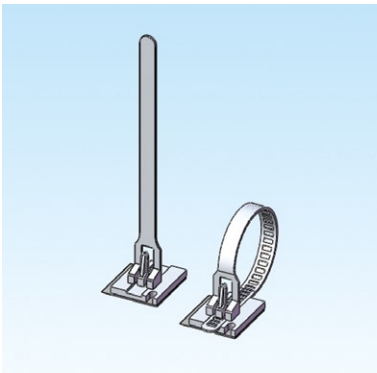


For Panel Thickness	Use Richco Rivet No.
Up to 0.018 (up to 0.5)	SR-5045
0.018 - 0.058 (0.5 - 1.5)	SR-5055
0.058 - 0.097 (1.5 - 2.5)	SR-5065
0.097 - 0.137 (2.5 - 3.5)	SR-5075
0.137 - 0.176 (3.5 - 4.5)	SR-5085
0.176 - 0.215 (4.5 - 5.5)	SR-5095
0.215 - 0.255 (5.5 - 6.4)	SR-5105

Material: UL94 HB Nylon 6/6, RMS-45 Color: Black			
Standard Pack: 100 per bag			
Part No. without adhesive	Part No. with Acrylic Adhesive, RMS-15	Max. Bundle Ø	Mounting Methods
UMS-16-45	UMS-16-45A-RT	1 (25.4)	#6 or M4 screw; rivet (see chart); or adhesive
UMS-24-45	UMS-24-45A-RT	1-1/2 (38.1)	
UMS-32-45	UMS-32-45A-RT	2 (50.8)	

TOBS-18-01A-RT

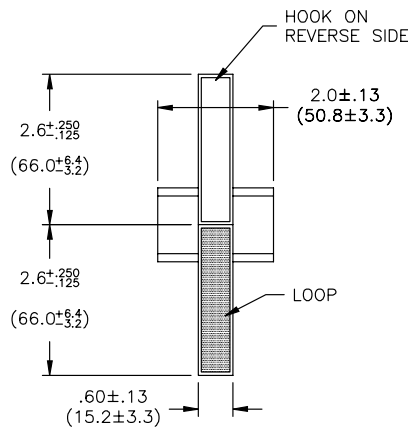
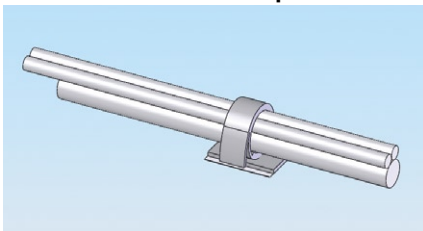
Adhesive/Screw Mount Tie



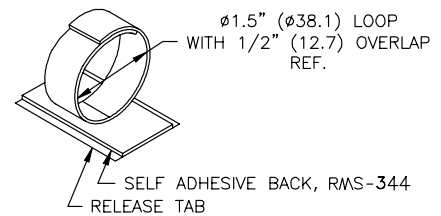
Material: UL94 V2 Nylon 6/6, RMS-01 Color: Black		
Standard Pack: 1000 per bag		
Part No.	Max. Bundle Ø	Slots to Accommodate
TOBS-18-01A-RT	1-1/8 (28.5)	#4 (M2.5)
1/32 (0.8) Thick Acrylic Adhesive Tape, RMS-15		
Available without tape by special order		

RKWB-1

Kwik Wrap on Base Hook & Loop

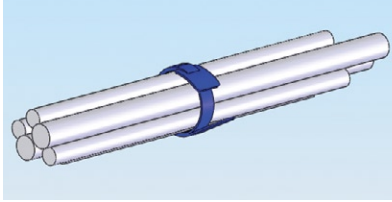


Material: Hook and Loop, RMS-343 Color: Black
Standard Pack: 100 per bag

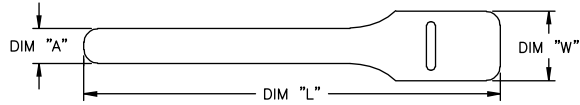


CABLE TIES & ACCESSORIES

RKW Kwik Wrap Hook & Loop



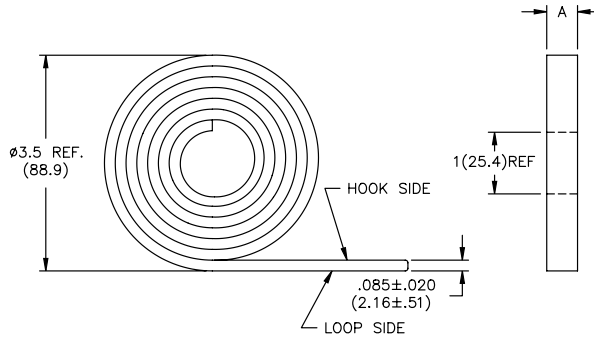
See page 108 for flat tie holder (FTH-27) for RKW series



Material: Low Density Polyethylene Hook, RMS-249 • Nylon Knit Loop, RMS-251 Color: Black			
Part No.	Standard Pack: 100 per bag		
	"A" ± 1/8 (3.2)	"W" ± .125 (3.2)	"L" ± 1/2 (12.7)
RKW-6-6-BK	3/8 (9.5)	.75 (19.1)	6 (152.4)
RKW-8-6-BK	1/2 (12.7)	1.0 (25.4)	
RKW-8-8-BK			
RKW-8-11-BK			11 (279.4)
RKW-12-15-BK	3/4 (19.1)	1.5 (38.1)	15 (381)

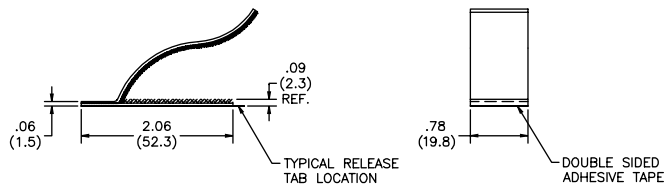
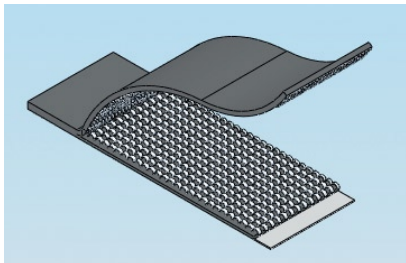
Colors: White (-W), Blue (-BL), Red (-RD), Yellow (-YL), Green (-GN), Orange (-OR) available by special order.

RKWR-1-BK Kwik Wrap on a Roll Hook & Loop



Material: Low Density Polyethylene Hook, RMS-249 • Nylon Knit Loop, RMS-251 Color: Black		
Part No.	Standard Pack: 1 roll per Bag	
	"A"	Total Length
RKWR-1-BK	3/4 (19.1)	5 Yards (4.57m)

RKWFA-16-300 Kwik Wrap on Adhesive Hook & Loop



Material: Low Density Polyethylene Hook, RMS-249 • Nylon Knit Loop, RMS-251. Acrylic Adhesive, RMS-113 Color: Black	
Standard Pack: 100 pieces	
Maximum Recommended Holding Dia: .75 (19.05)	

CABLE TIES & ACCESSORIES

FTH-27

Flat Tie Holder for Kwik Wrap

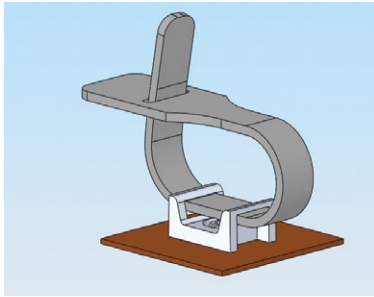


Fig. 1

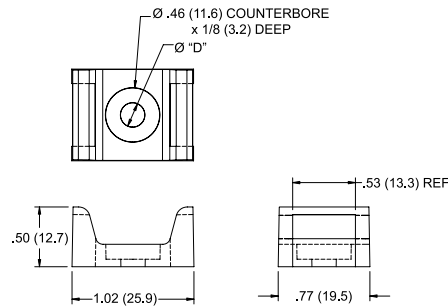
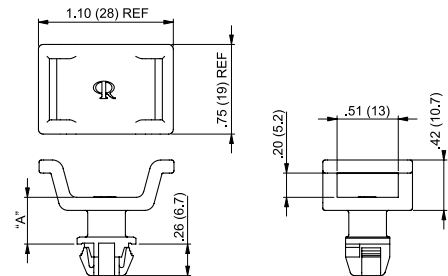


Fig. 2



Material: UL94 V2 Nylon 6/6, RMS-01*	Color	"D"	"A"	Mounting Method	Panel Thickness	Accepts RKW ties	Fig.1
FTH-27-RS-01	Natural	.205 (5.2)	-	#10 (M5) Screw or Rivets (see table)	-	Up to .51 (13) Wide	1
FTH-27-12-01		.230 (5.8)		#10 (M5) or #12 (M5) Screw			
NEW FTH-27-1-01BK	Black	-	.12 (3)	.37 (9.5)	.03 - .08 (0.8 - 2)		2
NEW FTH-27-2-01BK			.39 (10)	Square Hole			

*Available in UL94 V0 material by special order. To order, replace -01 with -19.

MOUNTING RIVETS FOR FTH-27-RS-01		
Panel Thickness	Panel Hole Ø	Use Rivet Part No.
.035 - .075 (0.9 - 1.9)	.201 (5.1)	SR-5055
.075 - .114 (1.9 - 2.9)		SR-5065
.114 - .154 (2.9 - 3.9)		SR-5075
.154 - .193 (3.9 - 4.9)		SR-5085
.193 - .232 (4.9 - 5.9)		SR-5095
.232 - .272 (5.9 - 6.9)		SR-5105

See page 47 for rivets

FTH/MFTH Flat Tie Holder



• UL #E71558

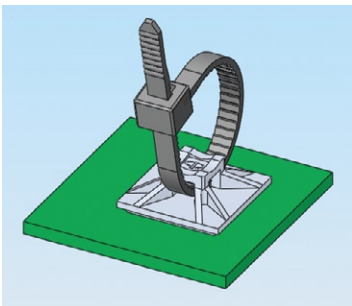


Fig. 1

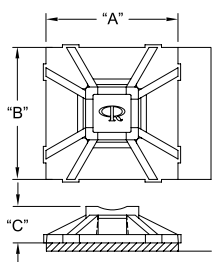


Fig. 2

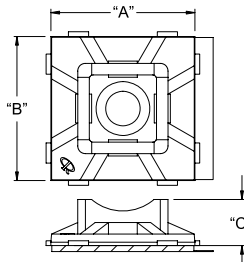
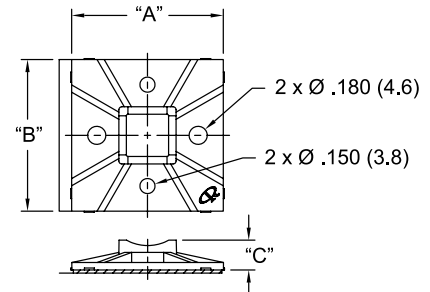


Fig. 3

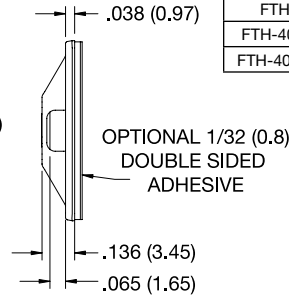
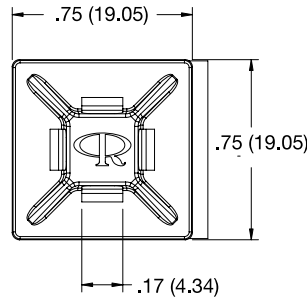
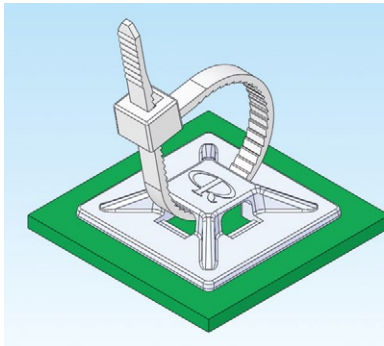


Material: UL94 V2 Nylon 6/6, RMS-01* Color: Natural	Adhesive	Figure	Used with Ties	"A"	"B"	"C"	Recommended Mounting Screw	Standard Package Suffix		UV Stabilized Nylon 6/6, RMS-46 Color: Black -UVB-C or -UVB-M
								100 (-C)	1000 (-M)	
MFTH-2-01A-RT	Acrylic, RMS-15	1	WIT/WITA -18	1/2 (12.7)	1/2 (12.7)	9/64 (3.5)	-	Standard	Standard	Special
MFTH-2-01A1-RT	Rubber, RMS-102									Standard
FTH-5A-RT	Acrylic, RMS-15	2	WIT/WITA -18 and -40	3/4 (19.1)	3/4 (19.1)	.24 (6.1)	#6 (M3.5) Flat Head	Standard	Standard	Standard
FTH-5A1-RT	Rubber, RMS-102									Special
FTH-5-01	None									Standard
FTH-7A-RT	Acrylic, RMS-15									Standard
FTH-7A1-RT	Rubber, RMS-102	3	WIT/WITA -50 thru 120	1 (25.4)	1 (25.4)	.28 (7.1)	#8 (M4) Flat Head	Special	Special	Special
FTH-7-01	None									Standard
FTH-8A-RT	Acrylic, RMS-15									Special
FTH-10A-RT	Acrylic, RMS-15			2.00 (50.8)	2.00 (50.8)	.30 (7.6)	2 x #8 (M4) or 2 x #6 (M3.5)			Special

*Available in UL94 V0 material by special order.

FTH-40

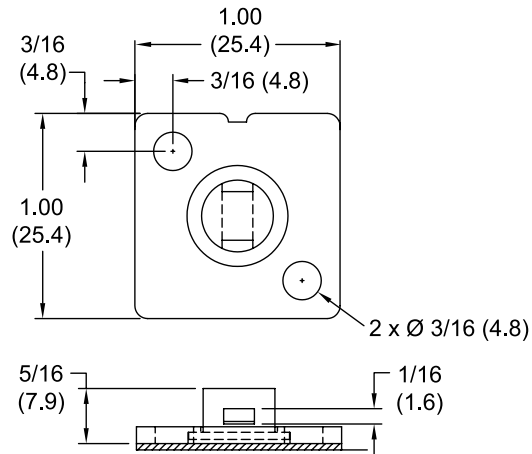
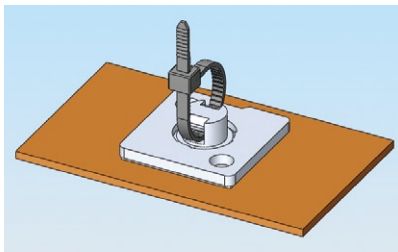
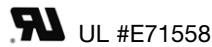
Low Profile Flat Tie Holder



Material: ABS, RMS-02 Color: White		
Standard Pack: 1000 per bag		
Part No.	Adhesive	Used with Ties
FTH-40	None	WIT/WITA -18 and -40
FTH-40A-RT	Acrylic, RMS-15	
FTH-40A1-RT	Rubber, RMS-102	

FTH-4A-RT-M

Flat Tie Holder with Swivel



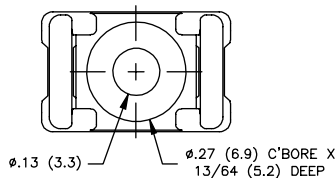
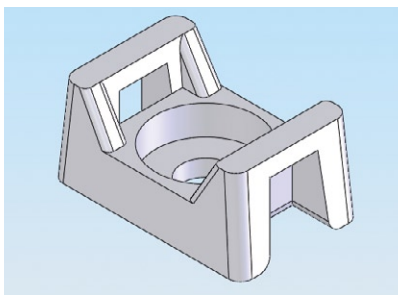
Features

- Unique swivel head allows 360° rotation of the mounted bundle

Standard Pack: 1000 per bag					
Part No.	Material	Color	Adhesive	Used with Ties	Recommended Mounting Screw
FTH-4A-RT-M	UL94 V2 Nylon 6/6, RMS-01	Natural	Acrylic, RMS-15	WIT/WITA -18 and -40	2 x #8 or M4
Available by special order only.					

FTH-28RS-01

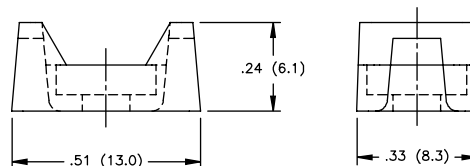
Flat Tie Holder



MOUNTING RIVETS FOR THE FTH-28RS		
RIVET NO.	HOLE DIA.	PANEL THICKNESS RANGE
SR-3035	.122-.126 (3.1-3.2)	UP TO .034 (0.9)
SR-3045		.034-.073 (0.9-1.9)
SR-3055		.073-.113 (1.9-2.9)
SR-3065		.113-.152 (2.9-3.9)
SR-3075		.152-.191 (3.9-4.9)
SR-3080		.172-.211 (4.4-5.4)
SR-3090		.211-.250 (5.4-6.4)
SR-3100		.250-.290 (6.4-7.4)
See Page 47		

Features

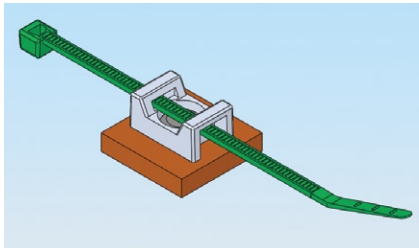
- Holder mounts with a SR-30XX series rivet (see table) or a #4 or M3 screw
- Accepts WIT/WITA -18 ties



Material: Nylon 6/6, RMS-01* Color: Natural
Standard Pack: 1,000 per bag
*UL94 V0 material available by special order only. To order, replace -01 with -19.

CABLE TIES & ACCESSORIES

FTH-13/14 Flat Tie Holder



• UL #E71558

Fig. 1

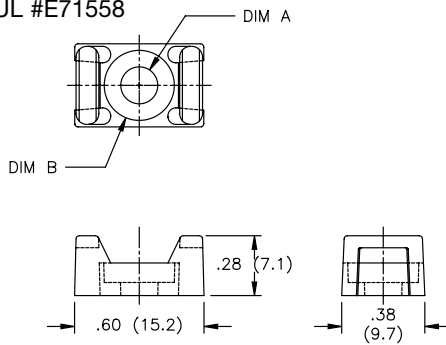


Fig. 2

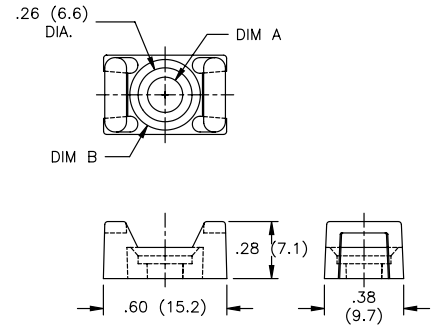
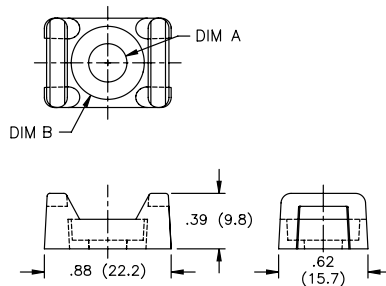


Fig. 3



MOUNTING RIVETS FOR FTH -13R-01		
RIVET NO.	HOLE DIA.	PANEL THICKNESS RANGE
SR-4050	.161 (4.1)	.018 - .058 (0.5 - 1.5)
SR-4060		.058 - .097 (1.5 - 2.5)
SR-4070		.097 - .137 (2.5 - 3.5)
SR-4080		.137 - .176 (3.5 - 4.5)
SR-4100		.215 - .255 (5.5 - 6.5)

See Page 47

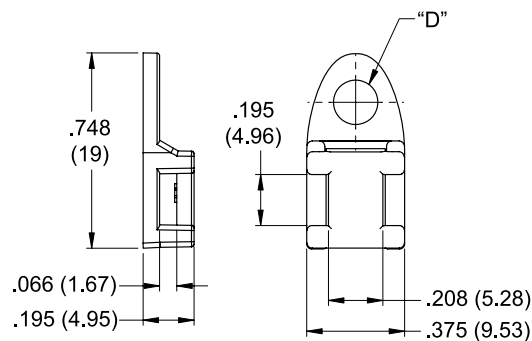
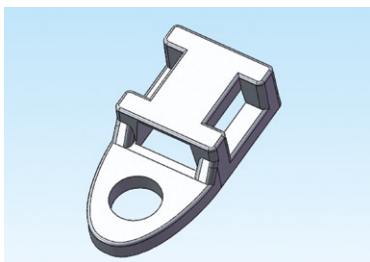
MOUNTING RIVETS FOR FTH -14R-01		
RIVET NO.	HOLE DIA.	PANEL THICKNESS RANGE
SR-5055	.201 (5.1)	.020 - .048 (0.5 - 1.2)
SR-5065		.048 - .087 (1.2 - 2.2)
SR-5075		.087 - .127 (2.2 - 3.2)
SR-5085		.127 - .166 (3.2 - 4.2)
SR-5095		.166 - .205 (4.2 - 5.2)
SR-5105		.205 - .245 (5.2 - 6.2)

See Page 47

Material: UL94 V2 Nylon 6/6, RMS-01* Color: Natural	Fig.	Used with Ties	Ø "A"	Ø "B"	Mounting Methods	Standard Pack Suffix		UVB Stabilized Nylon 6/6, RMS-46 Color: Black
						-C	-M	-UVB-C or -UVB-M
FTH-13R-01	1	WIT/WITA -18 thru 50	.17 (4.3)	.32 (8.1) C'bore	#8 or M4 screw or rivet (above)	100	1,000	Special
FTH-13S-01	2			.32 (8.1) C'sink	#6 or M3 / #8 or M4			
FTH-14R-01	3	WIT/WITA -18 thru 120	.21 (5.2)	.38 (9.5) C'bore	# 10 or M5 screw or rivet (above)			
FTH-14S-01			.26 (6.6)	.49 (12.5) C'bore	#1/4 or M6			

*Available in UL94 V0 by special order. To order, replace -01 with -19.

FTH-34/35 Flat Tie Holder, Screw Mount

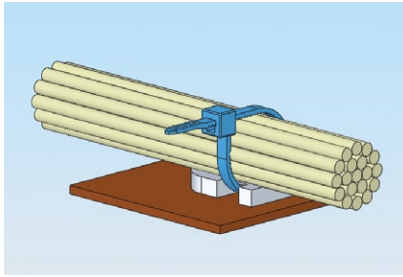


Material: UL94 V2 Nylon 6/6, RMS-01* Color: Natural			
Standard Pack: 1000 per bag			
Part No.	"D"	Accepts Screw Size	Used with ties
FTH-34-01	.170 (4.3)	#8 or M4	WIT/WITA -18, -40, -50
FTH-35-01	.200 (5.1)	#10 or M5	

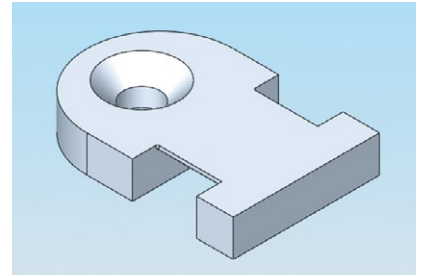
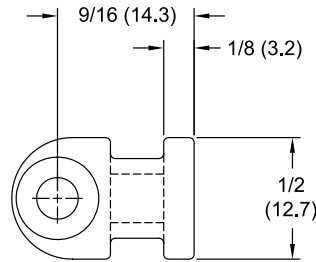
*Available in UL94 V0 material by special order. To order, replace -01 with -19.

FTH-1-01-M

Flat Tie Holder, Screw Mount

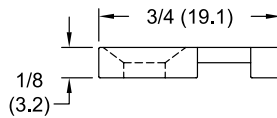


• UL #E71558



Features

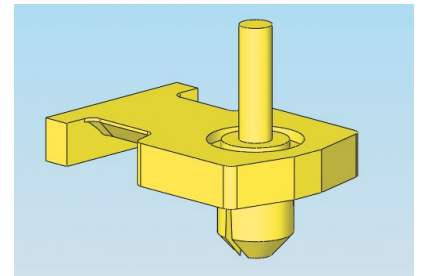
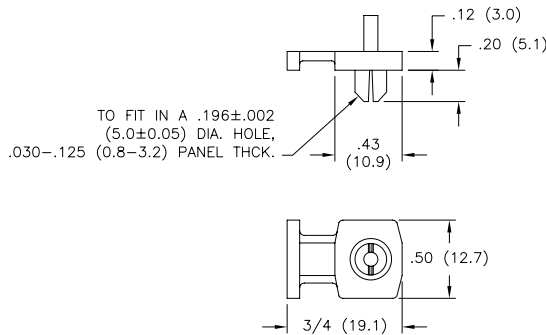
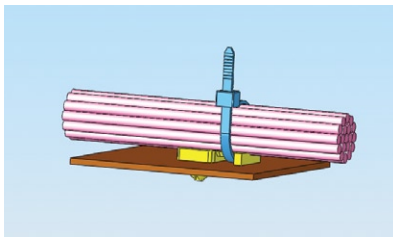
- Mounts with a #8 or M4
- Accepts WIT/WITA -18 thru -50 ties



Material: Nylon 6/6, RMS-01* • Color: Natural
Standard Pack: 1,000 per bag
*UL94 V0 material available by special order only. To order, replace -01 with -19.

FTH-22-01

Flat Tie Holder, Self-Mount



Features

- Accepts WIT/WITA -18 thru -50 ties

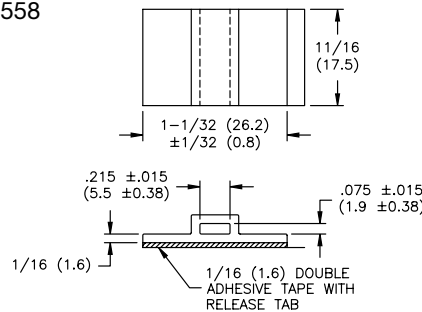
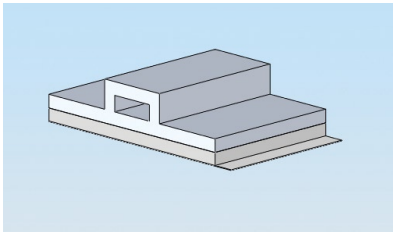
Material: Nylon 6/6, RMS-01* • Color: Yellow
Standard Pack: 1,000 per bag
*UL94 V0 material available by special order only. To order, replace -01 with -19.

FTH-2A-RT

Flat Tie Holder on Adhesive Base



• UL #E71558



Features

- Accepts WIT/WITA -18 thru -50 ties

Material: UL94 V1 PPE/PS, RMS-05; Adhesive back, RMS-15 Color: White
Standard Pack: 100 (-C) or 1,000 (-M) per bag. Specify suffix when ordering
Acrylic Adhesive Tape, RMS-15

CABLE TIES & ACCESSORIES

FTH-30

Flat Tie Holder with Cable Tie Head

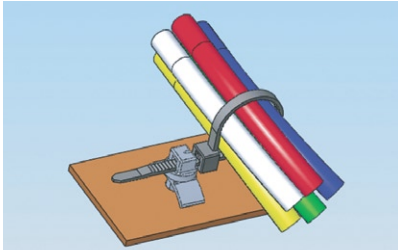


Fig. 1

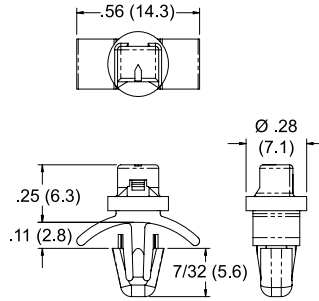
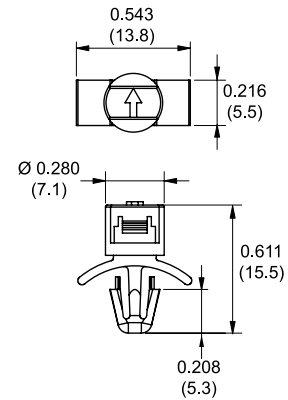


Fig. 2



Features

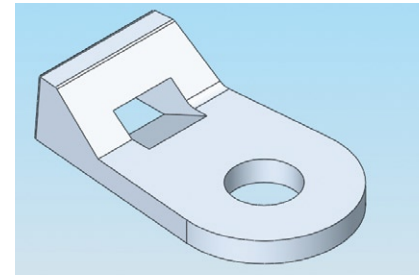
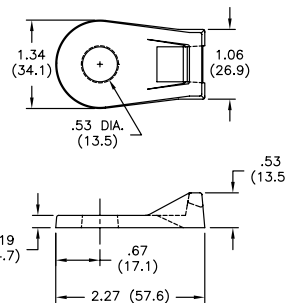
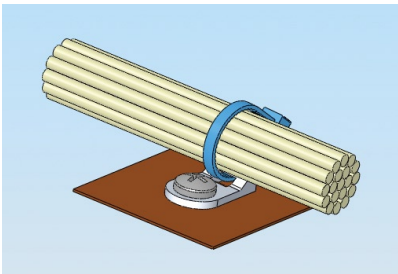
- Good for application in which a bundle is already wrapped. Simply insert the end of the cable tie for secure hold

Standard Pack: 1000 per bag				
Material: UL94 V2 Nylon 6/6, RMS-01* Color: Natural	Hole Ø	Panel Thickness	Used with Ties	Fig.
FTH-30-01	.187 (4.76)	.031 - .078	WIT/WITA -18	1
NEW FTH-30-1-01		(0.8 - 2)	WIT/WITA -50	2

**Available in UL94 V0 material by special order. To order, replace -01 with -19.*

FTH-17-8-01

Flat Tie Holder, Heavy Duty Screw Mount



Material: Nylon 6/6, RMS-01*
Color: Natural

Standard Pack: 100 per bag

*UL94 V0 material available by special order only.
To order, replace -01 with -19.

H

Features

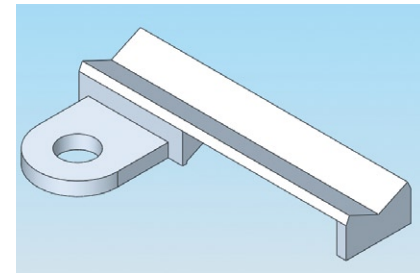
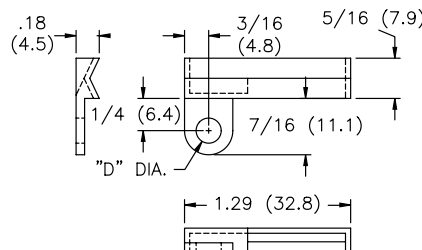
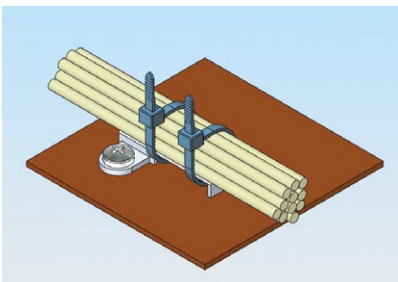
- Accepts all WIT/WITA ties

FTH-11-8-01

Flat Tie Holder, Screw Mount



• UL #E71558



Features

- Accepts WIT/WITA -18 thru -50 ties

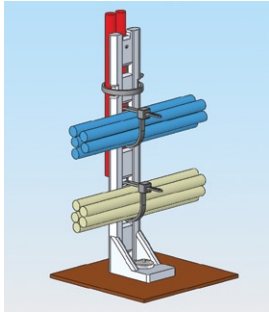
Material: Nylon 6/6, RMS-01* • Color: Natural		
Standard Pack: 100 per Bag		
Part No.	"D" Dia.	Recommended Mounting Screw
FTH-11-8-01	.170 (4.3)	#8 or M4

**UL94 V0 material available by special order only.
To order, replace -01 with -19.*

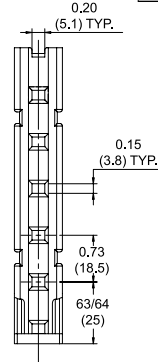
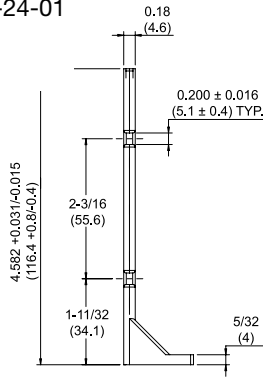
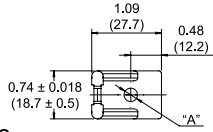
CABLE TIES & ACCESSORIES

FTH-24

Flat Tie Holder, Screw Mount



- UL #E71558 for FTH-24-01 only



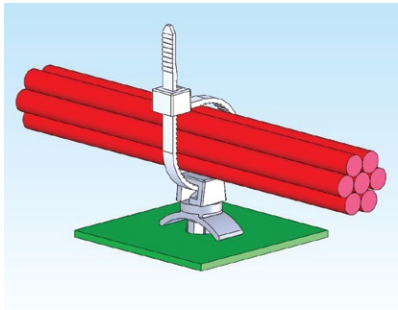
Material: UL94 V2 Nylon 6/6, RMS-01* Color: Natural		
Standard Pack: 100 per bag		
Part No.	Ø "A"	Mounting Screw
FTH-24-01	0.21 (5.3)	#10 (M5)
FTH-24-1-01	0.25 (6.4)	1/4 (M6)
*UL94 V0 material available by special order only. To order, replace -01 with -19.		

Features

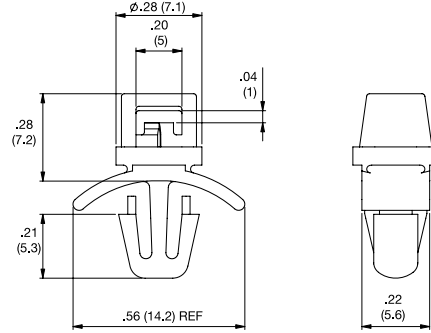
- Accepts WIT/WITA -18 thru -50 ties

FTH-3A-01

Pressure Hold Cable Tie Holder



- Allows pre-assembly of the cable tie into the holder and holds it in place



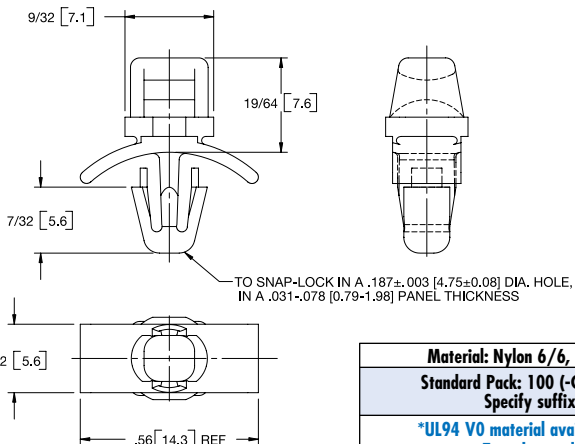
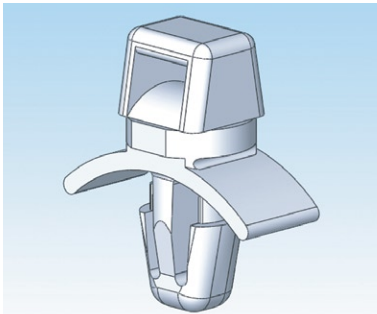
Material: Nylon 6/6, RMS-01* Color: Natural			
Standard Pack: 1,000 per bag			
Part No.	Hole Dia ± .003 (.08)	Panel Thickness	Accepts Cable Ties
FTH-3A-01	.21 (5.3)	0.03-0.08 (0.8-2)	WIT/WITA -18 thru 50
*Parts are available in UL94 V0 Material, RMS-19 by special order. To order, replace -01 with -19.			

FTH-3-01

Flat Tie Holder, Arrowhead



- UL #E71558



Features

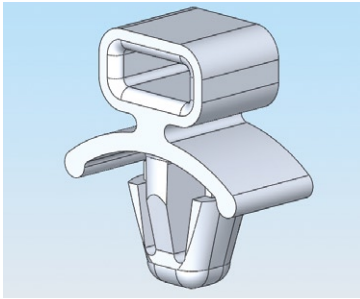
- Accepts WIT/WITA -18 thru -40 ties

Material: Nylon 6/6, RMS-01* Color: Natural	
Standard Pack: 100 (-C) or 1,000 (-M) per bag. Specify suffix when ordering.	
*UL94 V0 material available by special order only. To order, replace -01 with -19.	

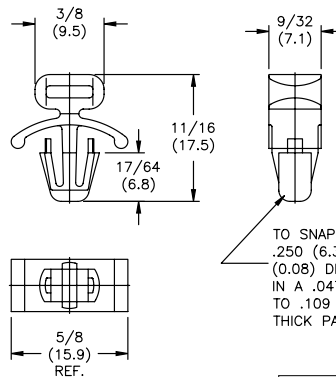
CABLE TIES & ACCESSORIES

FTH-6-01

Flat Tie Holder, Arrowhead



• UL #E71558



TO SNAP-LOCK IN A
.250 (6.35) ±.003
(0.08) DIA. HOLE,
IN A .047 (1.19)
TO .109 (2.77)
THICK PANEL/BOARD

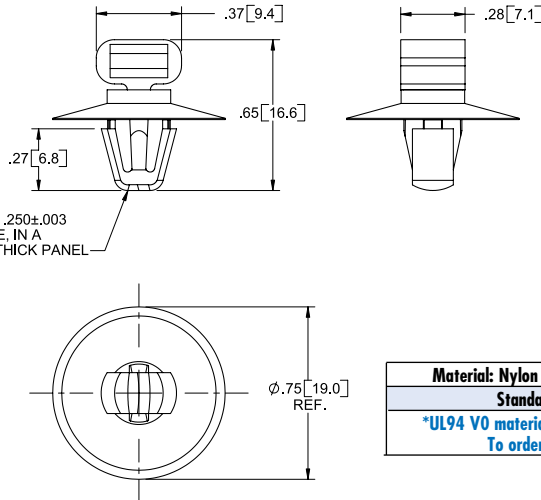
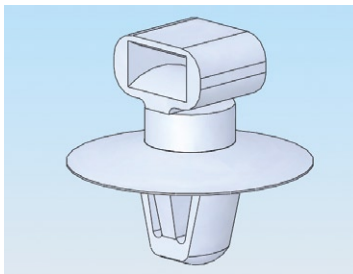
Features

- Accepts WIT/WITA -18 thru -50 ties

Material: Nylon 6/6, RMS-01* • Color: Natural
Standard Pack: 100 (-C) or 1,000 (-M) per bag. Specify suffix when ordering.
<i>*UL94 V0 material available by special order only. To order, replace -01 with -19.</i>

FTH-29-01

Flat Tie Holder, Cupped Base



TO SNAP-LOCK IN A .250±.003
[6.35±0.08] DIA. HOLE, IN A
.063±.002 [1.6±0.05] THICK PANEL

Features

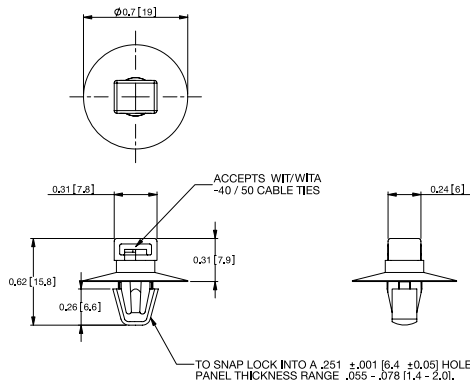
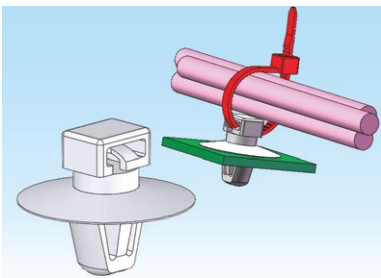
- Accepts WIT/WITA -18 thru -50 ties

Material: Nylon 6/6, RMS-01* • Color: Natural
Standard Pack: 1,000 per bag
<i>*UL94 V0 material available by special order only. To order, replace -01 with -19.</i>

H

FTH-33-01

Flat Tie Holder, Pressure Hold



Features

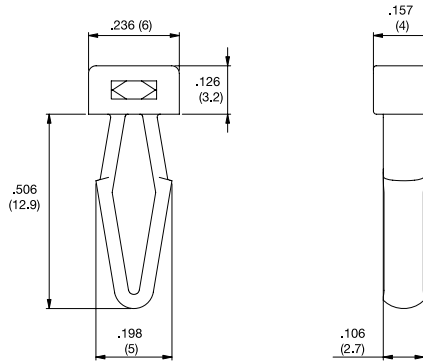
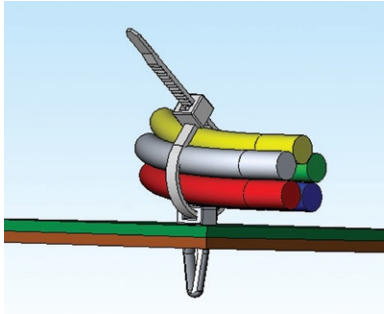
- Allows pre-assembly of the cable tie into the holder and holds it in place

Mat'l: Nylon 6/6, RMS-01* Color: Natural	
Standard Pack: 1,000 per bag	
Part No.	FTH-33-01
<i>*UL 94 V0 material, RMS-19 available by special order. To order, replace the -01 with -19</i>	

CABLE TIES & ACCESSORIES

FTH-39 Cable Tie Holder

NEW

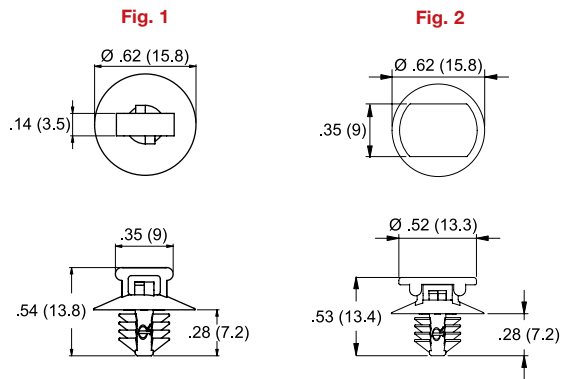
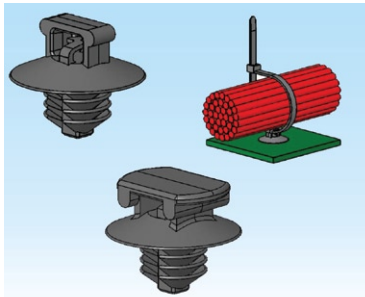


Color: Natural	Standard Pack: 1000 per bag			
Part Number	Used with Ties	Panel Hole Size	Panel Thickness	Material
FTH-39-1-01	WIT/WITA -18	.126 (3.2)	.039-.177 (1-4.5)	UL94 V2 Nylon 6/6 RMS-01
FTH-39-1-19				UL94 V0 Nylon 6/6 RMS-19

FTH-36/37

Flat Tie Holder, Pressure Hold

NEW



Features

- Allows pre-assembly of the cable tie into the holder and holds it in place
- Provides high pull out loads

Standard Pack: 1000 per bag				
Material: UL94 V2 Nylon 6/6, RMS-01 Color: Black	Accepts Ties	Hole Ø	Panel Thickness	Fig.
FTH-36-01BK	WIT/WITA	.26 - .28	.03 - .12	1
FTH-37-01BK	-40 & -50	(6.5 - 7)	(0.8 - 3)	2

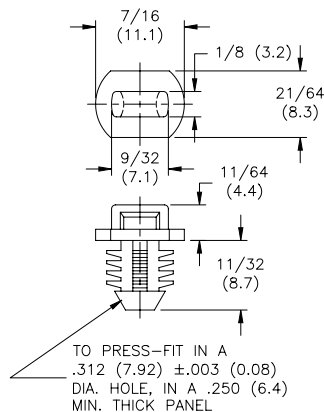
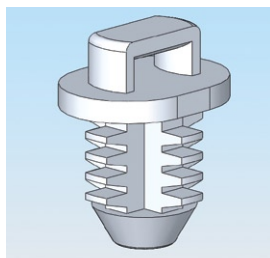
Available assembled with cable tie by special order.
Available in other colors and materials by special order.

FTH-15-01

Flat Tie Holder, Blind Hole



• UL #E71558



Features

- Accepts WIT/WITA -18 thru -40 ties

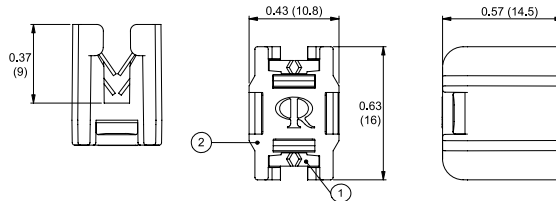
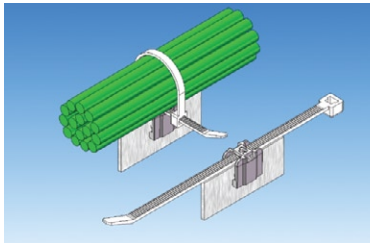
Material: Nylon 6/6, RMS-01* • Color: Natural
Standard Pack: 100 (-C) or 1,000 (-M) per bag. Specify suffix when ordering.
*UL94 V0 material available by special order only. To order, replace -01 with -19.

CABLE TIES & ACCESSORIES

FTH-31-01

Flat Tie Holder, Edge Mount

NEW



Features

- Push the tie holder onto the edge of a panel to accept a cable tie and to mount a cable bundle

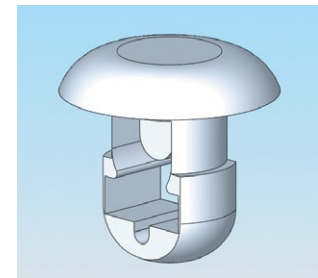
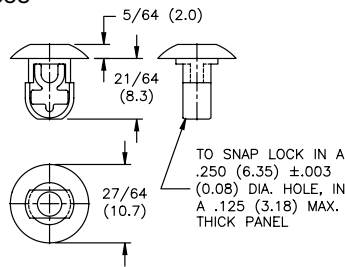
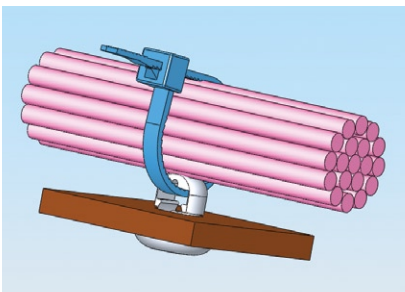
FTH-31-01						
Item	Description	Material	Color	Panel Thickness	Retention Force	Cable Ties Accepted
1	Metal Clip	Stainless Steel, RMS-365 Grade 304 (1.4301)	Type '2B' Bright Finish	0.03 - 0.12 (0.8 - 3)	To Steel Panel: Minimum 25N 0.03 (0.8) Panel; Minimum 45N 0.12 (3) Panel	WIT/WITA -40, -50
2	Plastic Housing	UL94 V2 Nylon 6/6, RMS-01	Black		To Plastic Panel: Minimum 150N 0.09 - 0.12 (2.4 - 3)	
Can Be Assembled With Cable Ties By Special Order						
Housing (2) also available in UL94 V0 Nylon 6/6, RMS-19 and UL94 V2 Heat Stabilized Nylon 6/6, RMS-47 by special order. To order, replace -01 with -19 or -47, respectively.						

FTH-9-01

Flat Tie Holder



- UL #E71558



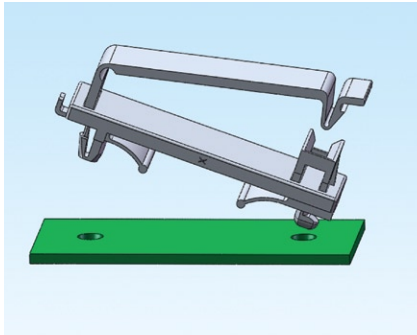
Features

- Accepts WIT/WITA -18 thru -50 ties

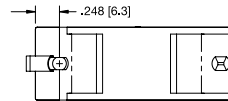
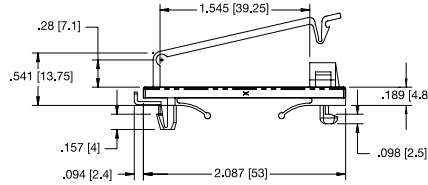
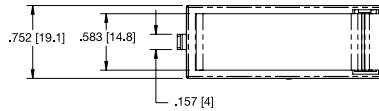
Material: Nylon 6/6, RMS-01* • Color: Natural
Standard Pack: 100 (-C) or 1,000 (-M) per bag. Specify suffix when ordering.
*UL94 V0 material available by special order only. To order, replace -01 with -19.

Notes

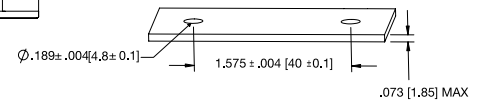
FCSE-1 Slide Entry Cable Clamp



NEW

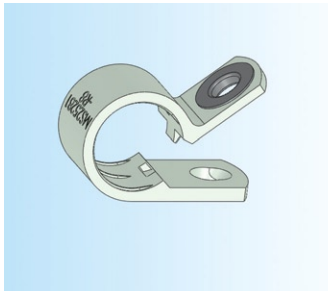


MOUNTING HOLE DETAIL

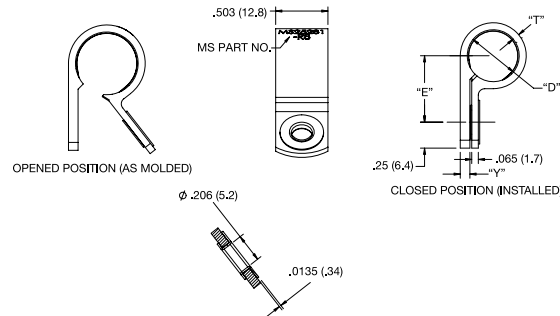


Material: UL94 V2 Nylon 6/6, RMS-01*	
Color: Natural	Standard Pack: 100 per bag
Part No.	FCSE-1
*Parts are available in UL94 V0 material by special order. To order, add -19 to the end of the part number.	

NM Heavy Duty Loop Clamp



NEW



Feature

- Complies with MS-25281 (Series)

Material: UL94 V2 Heat Stabilized Nylon, RMS-164, Conforms to MIL-M-20693/ASTM D-4066, Eyelet: Aluminum, RMS-31, Anodized in accordance with MIL-A-8625								
Color: Light Green		Cable Bundle Dia. "D"	Recommended Mounting Screw	"E"	"T"	"Y"	Standard Pack	
Part No.	MS Part No.			"E"	"T"	"Y"		
NM-3-R3	MS25281-R3	3/16 (4.8)	#10 or M5	.485 (12.3)	.057 (1.4)	.080 (2)	500	
NM-4-R4	MS25281-R4	1/4 (6.4)		.510 (13)		.093 (2.4)		
NM-5-R5	MS25281-R5	5/16 (7.9)		.546 (13.9)				
NM-6-R6	MS25281-R6	3/8 (9.5)		See Richco Website for Availability				
NM-7-R7	MS25281-R7	7/16 (11.1)		#10 or M5	.639 (16.2)	.068 (1.7)	.093 (2.4)	500
NM-8-R8	MS25281-R8	1/2 (12.7)						
NM-10-R10	MS25281-R10	5/8 (15.9)			See Richco Website for Availability			
NM-11-R11	MS25281-R11	11/16 (17.5)						
NM-12-R12	MS25281-R12	3/4 (19.1)						
NM-14-R14	MS25281-R14	7/8 (22.2)						
NM-16-R16	MS25281-R16	1 (25.4)						
NM-18-R18	MS25281-R18	1-1/8 (28.6)						
NM-20-R20	MS25281-R20	1-1/4 (31.75)						
NM-22-R22	MS25281-R22	1-3/8 (34.9)						
NM-24-R24	MS25281-R24	1-1/2 (38.1)						
NM-26-R26	MS25281-R26	1-5/8 (41.3)						
NM-28-R28	MS25281-R28	1-3/4 (44.5)						
NM-3-F3	MS25281-F3	3/16 (4.8)	Not Shown. See Richco Website for Availability					
NM-4-F4	MS25281-F4	1/4 (6.4)						
NM-5-F5	MS25281-F5	5/16 (7.9)						
NM-6-F6	MS25281-F6	3/8 (9.5)						
NM-7-F7	MS25281-F7	7/16 (11.1)						
NM-8-F8	MS25281-F8	1/2 (12.7)						
NM-10-F10	MS25281-F10	5/8 (15.9)						

CABLE MANAGEMENT

N/NB/E Cable Clamp

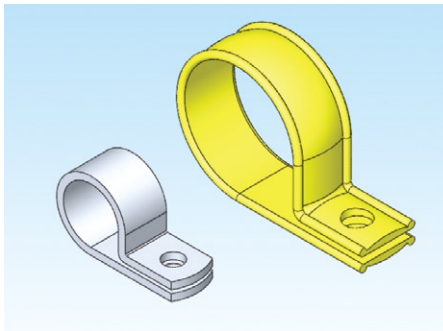


Fig. 1

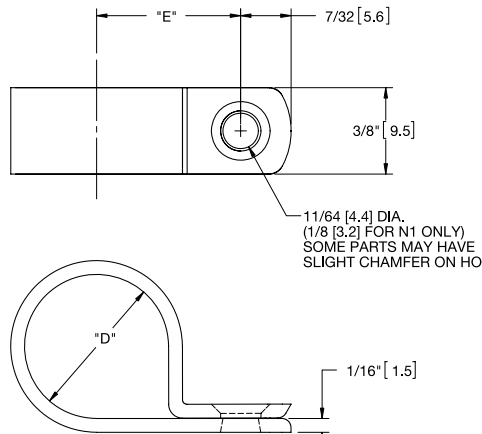


Fig. 2

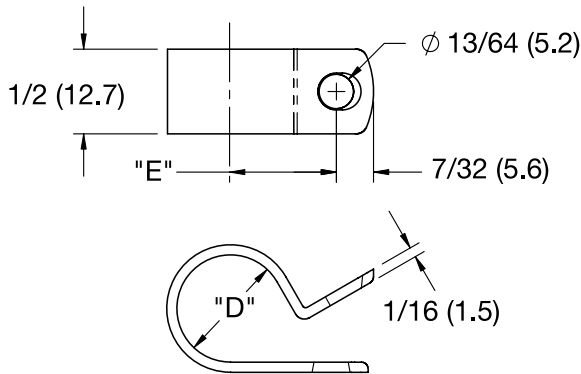
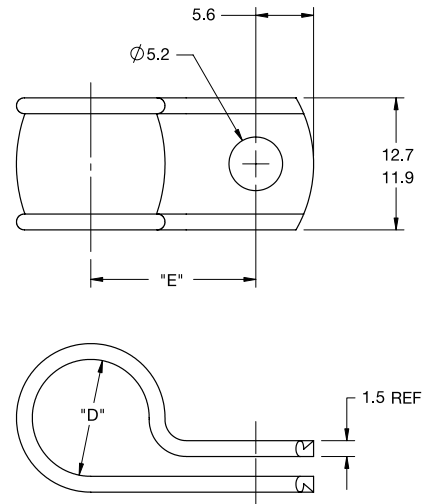


Fig. 3

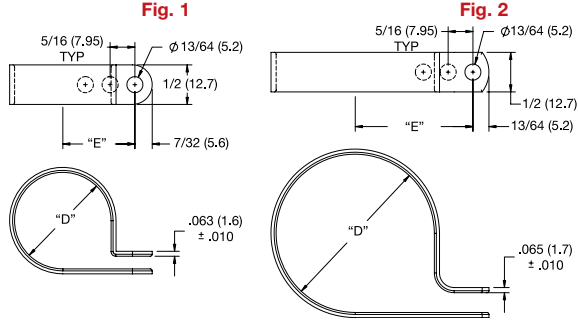
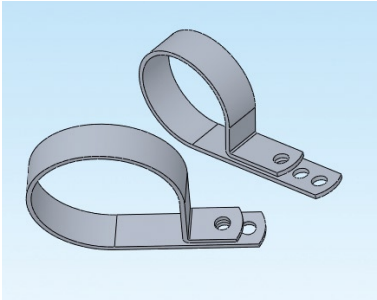


N (Fig. 1)		NB (Fig. 2)			E (Fig. 3)		"E" Ref.	"D" Holding Dia.	Standard Pack	
Mat'l: UL94 V2 Nylon 6/6, RMS-01*		Mat'l: UL94 V2 Nylon 6/6, RMS-01		Mat'l: UL94 V0 Nylon 6/6, RMS-19		Mat'l: UL94 HB Propionate, RMS-12				
Part No.		Part No.			Part No.					
Color: Natural	Color: Black	Color: Natural	Color: Black	Color: Natural	Color: Clear	Color: Amber				
N-1	N-1-BK	-	-	-	-	-	.27 (6.9)	1/16 (1.6)	1,000	
N-2	N-2-BK	N-2B	N-2B-BK	N-2B-19	E2-CL	E2-AM	21/64 (8.3)	1/8 (3.2)		
N-3	N-3-BK	N-3B	N-3B-BK	N-3B-19	E3-CL	E3-AM	25/64 (9.9)	3/16 (4.8)		
N-4	N-4-BK	N-4B	N-4B-BK	N-4B-19	E4-CL	E4-AM	27/64 (10.7)	1/4 (6.4)		
N-5	N-5-BK	N-5B	N-5B-BK	N-5B-19	E5-CL	E5-AM	29/64 (11.5)	5/16 (7.9)		
N-6	N-6-BK	N-6B	N-6B-BK	N-6B-19	E6-CL	E6-AM	31/64 (12.3)	3/8 (9.5)		
N-7	N-7-BK	N-7B	N-7B-BK	N-7B-19	E7-CL	E7-AM	17/32 (13.5)	7/16 (11.1)		
N-8	N-8-BK	N-8B	N-8B-BK	N-8B-19	E8-CL	E8-AM	9/16 (14.3)	1/2 (12.7)		
-	-	N-9B	N-9B-BK	N-9B-19	E9-CL	E9-AM	19/32 (15)	9/16 (14.3)		
-	-	N-10B	N-10B-BK	N-10B-19	E10-CL	E10-AM	5/8 (15.9)	5/8 (15.9)		
-	-	N-11B	N-11B-BK	N-11B-19	-	-	21/32 (16.7)	11/16 (17.5)	500	
-	-	N-12B	N-12B-BK	N-12B-19	-	-	49/64 (19.4)	3/4 (19.1)		
-	-	N-14B	N-14B-BK	N-14B-19	-	-	13/16 (20.6)	7/8 (22.2)		
-	-	N-16B	N-16B-BK	N-16B-19	-	-	29/32 (23)	1 (25.4)		
-	-	N-18B	N-18B-BK	N-18B-19	-	-	31/32 (24.6)	1-1/8 (28.6)		
-	-	-	-	-	-	-	-	-		

*Available in UL94 V0 material by special order. To order, add -19 to the end of the natural color part number.
Available in UV Stabilized black nylon by special order. To order add -UVB to the end of the natural color part number.

NB-3

Adjustable Nylon Cable Clamp

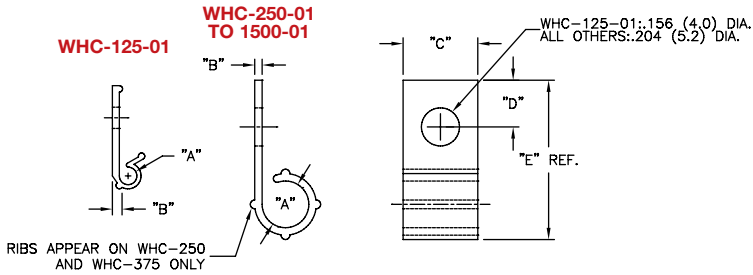
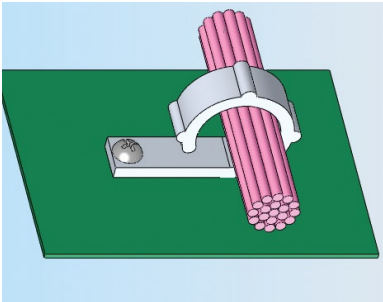


Part No.		Standard Pack: 500 per bag				
Material: UL94 V2 Nylon 6/6, RMS-01* Color: Natural	Material: UL94 V2 Nylon 6/6, RMS-01 Color: Black	"E" Ref.	Fig. No.	"D" Holding Diameter		
				Inside Hole	Center Hole	Outside Hole
N-20B	N-20B-BK	29/32 (23)	1	1 (25.4)	1-1/8 (28.6)	1.2 (30.2)
N-24B	N-24B-BK	1-1/32 (26.2)		1-1/4 (31.8)	1-3/8 (34.9)	1-15/32 (37.3)
N-32B	N-32B-BK	1-29/64 (36.9)	2	1-3/4 (44.5)	1-7/8 (47.6)	2 (50.8)

**UL94 V0 Nylon, RMS-19 available by special order. To order, add -19 to the end of the part number.*

WHC

Wire Harness Clamp



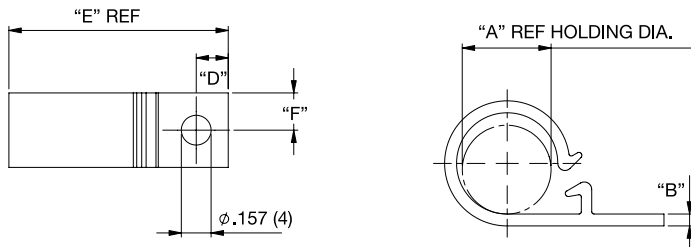
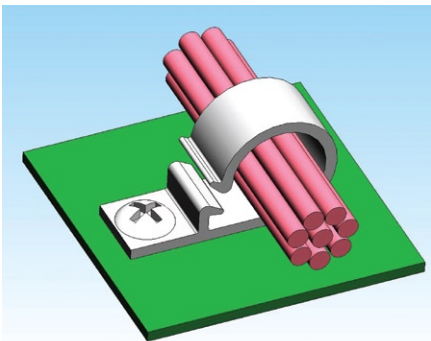
UL
• UL #E71558

Material: Nylon 6/6, RMS-01* • Color: Natural						
Part No.	"A" Holding Diameter	"B"	"C"	"D"	"E" Ref.	Standard Pack
WHC-125-01	1/8 (3.2)	.05 (1.3)	.33 (8.4)	.23 (5.8)	.75 (19.1)	1,000 per bag
WHC-250-01	1/4 (6.4)	.04 (1)	.40 (10.2)	.25 (6.4)	.83 (21.1)	
WHC-375-01	3/8 (9.5)	.05 (1.3)		.19 (4.8)	.83 (21.1)	
WHC-500-01	1/2 (12.7)	.07 (1.8)		.25 (6.4)	1 - 5/32 (29.4)	
WHC-625-01	5/8 (15.9)	.08 (2)		.50 (12.7)	.19 (4.8)	
WHC-750-01	3/4 (19.1)	.09 (2.2)	1 - 9/32 (32.5)		500 per bag	
WHC-1000-01	1 (25.4)	.09 (2.2)	1 - 17/32 (38.9)			
WHC-1500-01	1 - 1/2 (38.1)	.10 (2.5)		2 - 1/8 (53.9)		

**UL94 V0 Nylon, RMS-19 available by special order. To order, replace -01 with -19.*

EXWHC2

Wire Harness Clamp



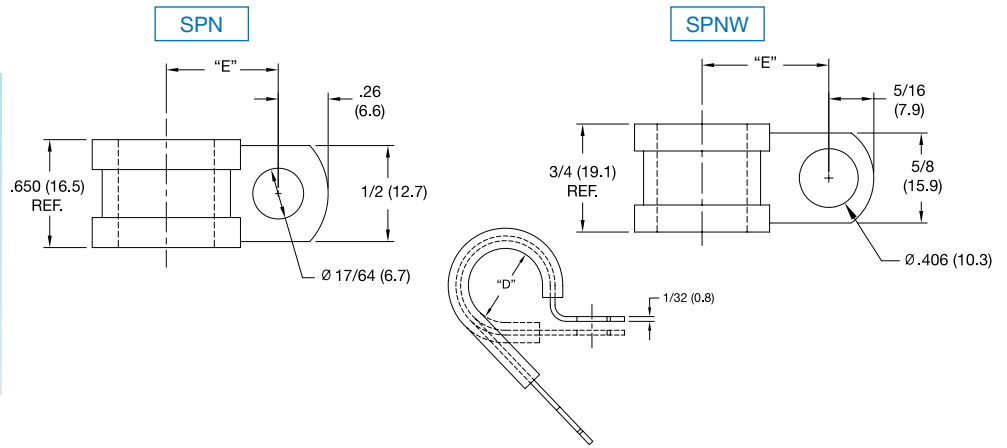
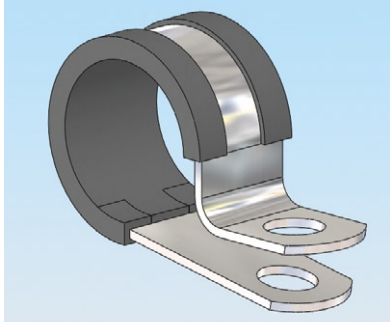
Mat'l: Nylon 6/6, RMS-01* Color: Natural				Standard Pack: 1,000 per bag		
Part No.	"A" Holding Dia.	"B"	"C"	"D"	"E" Ref	"F"
EXWHC2-250-01	.250 (6.35)	.039 (1)	.394 (10)	.236 (6)	.827 (21)	.196 (5)
EXWHC2-500-01	.500 (12.7)	.063 (1.6)		.185 (4.7)	1.181 (30)	
EXWHC2-750-01	.708 (18)	.070 (1.8)	.50 (12.7)		1.377 (35)	.250 (6.35)

**Parts are available in UL94 V0 material by special order only. To order, replace -01 with -19.*

CABLE MANAGEMENT

SPN/SPNW

Steel Clamp with Rubber Cushion

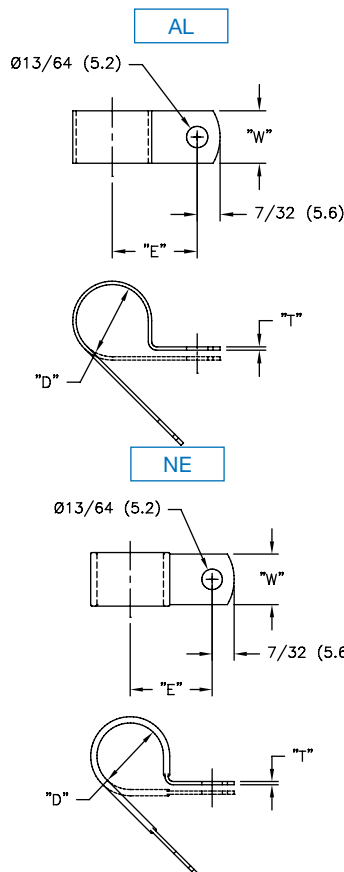
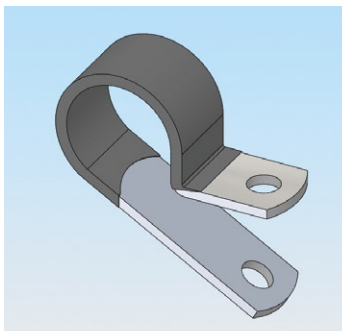
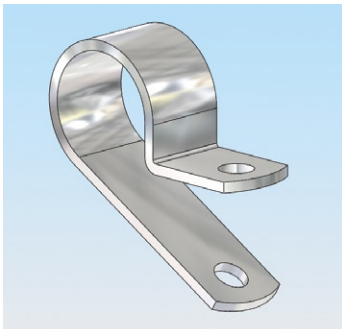


Material: Cold Rolled Steel, RMS-198; Cushion: SPN: TPE, RMS-387; SPNW: Neoprene, RMS-67 Color: Steel with Black Cushion

Part No.	"E" Ref.	"D" Holding Dia.	Standard Pack	Part No.	"E" Ref.	"D" Holding Dia.	Standard Pack
SPN-3	.50 (12.7)	3/16 (4.8)	500	-	-	-	-
SPN-4	.53 (13.5)	1/4 (6.4)		SPNW-4	.63 (16)	1/4 (6.4)	100
SPN-5	.56 (14.2)	5/16 (7.9)		SPNW-5	.66 (16.8)	5/16 (7.9)	
SPN-6	.59 (15)	3/8 (9.5)		SPNW-6	.69 (17.5)	3/8 (9.5)	
SPN-7	.62 (15.7)	7/16 (11.1)		SPNW-7	.72 (18.3)	7/16 (11.1)	
SPN-8	.65 (16.5)	1/2 (12.7)		SPNW-8	.75 (19.1)	1/2 (12.7)	-
SPN-9	.75 (19.1)	9/16 (14.3)		-	-	-	-
SPN-10	.78 (19.8)	5/8 (15.9)		SPNW-10	.88 (22.4)	5/8 (15.9)	100
SPN-11	.81 (20.6)	11/16 (17.5)		SPNW-11	.91 (23.1)	11/16 (17.5)	-
SPN-12	.84 (21.3)	3/4 (19.1)		-	-	-	-
SPN-14	.90 (22.9)	7/8 (22.2)	100	SPNW-14	1.00 (25.4)	7/8 (22.2)	100
SPN-16	.96 (24.4)	1 (25.4)		SPNW-16	1.06 (26.9)	1 (25.4)	
SPN-18	1.05 (26.7)	1-1/8 (28.6)		-	-	-	-
SPN-20	1.11 (28.2)	1-1/4 (31.8)		SPNW-20	1.21 (30.7)	1-1/4 (31.8)	100

AL/NE

Aluminum Clamp/Aluminum Clamp with Vinyl Coating



Material: Aluminum Alloy 5052 H-32, RMS-199; NE: TPV Coating, RMS-200

Color: Aluminum, NE: Black Coating

Part No.	"D" Holding Dia.	"E" Ref.	"T"	"W"	Standard Pack	
AL2A	NE2	1/8 (3.2)	.46 (11.7)	1/32 (0.8)	3/8 (9.5)	1,000
AL3A	NE3	3/16 (4.8)	.50 (12.7)			
AL4A	NE4	1/4 (6.4)	.53 (13.5)			
AL5A	NE5	5/16 (7.9)	.56 (14.2)			
AL6A	NE6	3/8 (9.5)	.59 (15)			
AL7A	NE7	7/16 (11.1)	.62 (15.7)			
AL8A	NE8	1/2 (12.7)	.65 (16.5)			
AL9A	NE9	9/16 (14.3)	.75 (19.1)			
AL10A	NE10	5/8 (15.9)	.78 (19.8)			
AL11	NE11	11/16 (17.5)	.81 (20.6)			
AL12	NE12	3/4 (19.1)	.84 (21.3)			
AL14	NE14	7/8 (22.2)	.90 (22.9)			
AL16	NE16	1 (25.4)	.96 (24.4)			
AL18	NE18	1-1/8 (28.6)	1.05 (26.7)			
AL20	NE20	1-1/4 (31.8)	1.11 (28.2)			

V Component Clip

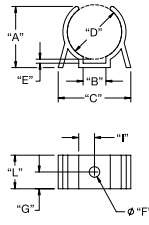
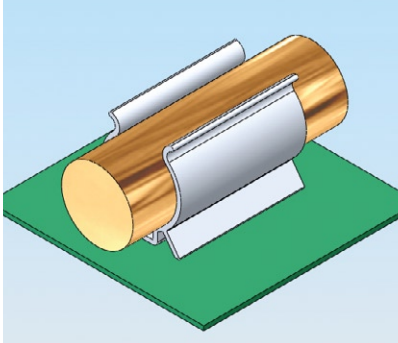


Fig. 1

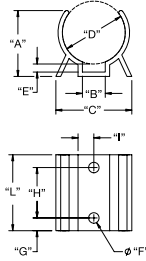


Fig. 2

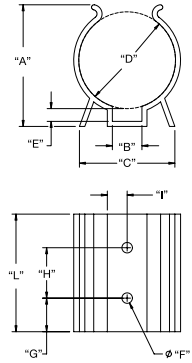


Fig. 3

Material: UL94 V0 PVC, RMS-04; Color: Black

Part No.	"A" Ref.	"B" Ref.	"C" Ref.	"D" Holding Dia.	"E" Ref.	"F" Ref.	"G"	"H" Ref.	"I" Ref.	"L"	Wall Thk. Ref.	Standard Pack	Fig.		
V-1000	.30 (7.5)	.19 (4.8)	.50 (12.7)	.25 (6.4)	.04 (1)	.094 (2.4)	.250 (6.4)	Single Hole In Center	.135 (3.4)	.50 (12.7)	.040 (1)	1,000	1		
V-1001	.36 (9.1)			.31 (7.9)					.140 (3.6)		.045 (1.1)				
V-1002	.41 (10.3)			.38 (9.5)					.160 (4.1)		.050 (1.3)				
V-1003	.45 (11.5)			.44 (11.1)					.185 (4.7)		.060 (1.5)				
V-1004	.50 (12.7)	.66 (16.7)	.50 (12.7)	.235 (6)	.065 (1.7)	100									
V-1005	.61 (15.5)	.72 (18.3)	.56 (14.3)	.245 (6.2)											
V-1006	.63 (15.9)	.25 (6.4)	.83 (21)	.63 (15.9)	.04 (1)	.156 (4)	.190 (4.8)	.75 (19.1)	.235 (6)	1.13 (28.5)	.075 (1.9)			2	
V-1007	.34 (8.6)	.84 (21)	.69 (17.6)	.06 (1.5)	.280 (7.1)										
V-1008	.78 (19.8)	.36 (9.1)	.89 (22.6)	.75 (19.1)	.19 (4.8)				.295 (7.5)						1.75 (44.5)
V-1009	.91 (23)	.34 (8.6)	1.08 (27.4)	.88 (22.2)	.12 (3)				.343 (8.7)						
V-1010	.98 (25)	.41 (10.4)	1.13 (28.6)	1.00 (25.4)	.19 (4.8)	.500 (12.7)	.375 (9.5)	.343 (8.7)	1.50 (38.1)	.093 (2.4)	3				
V-1011	1.34 (34.1)	.44 (11.2)	1.25 (31.8)	1.38 (34.9)	.22 (5.6)										
V-1024	1.81 (46)	1.42 (36.1)	1.50 (38.1)	1.75 (44.5)	.22 (5.6)	.375 (9.5)	.343 (8.7)	1.50 (38.1)	.093 (2.4)	.093 (2.4)	100	3			
V-1028	1.92 (48.8)	1.50 (38.1)	1.75 (44.5)	2.25-2.75 (57.1-69.9)											
V-1030	2.44 (61.9)	.52 (13.2)	2.61 (66.3)	2.25-2.75 (57.1-69.9)											

Custom lengths available by special order

VM Component Clip

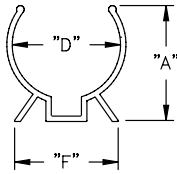
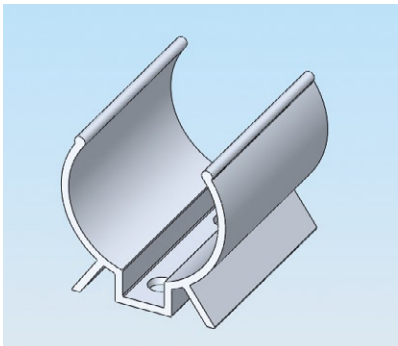


Fig. 1

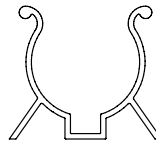


Fig. 2

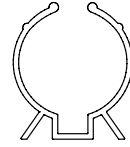
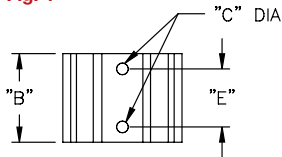
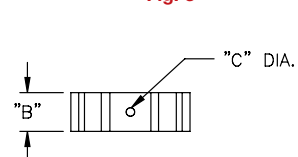


Fig. 3



Two Hole Mount



Single Hole Mount

Material: Nylon 6/6, RMS-01 • Color: Black

Part No.	Standard Pack: 100 per bag							
	"D" Holding Dia.	"A" Ref.	"B" ± .015 (0.4)	"C" ± .010 (0.3)	"E" ± .010 (0.3)	"F" Ref.	Fig.	
VM-1002	3/8 (9.5)	.44 (11.2)	.50 (12.7)	.11 (2.8)	Single Hole In Center	.54 (13.7)	1	
VM-1004	1/2 (12.7)	.52 (13.2)				.75 (19.1)		
VM-1007	11/16 (17.5)	.78 (19.8)				.82 (20.8)		
VM-1008	3/4 (19.1)	.97 (24.6)				.98 (24.9)		
VM-1010	1 (25.4)	1.03 (26.1)	1.12 (28.4)	.15 (3.8)	.750 (19.1)	1.25 (31.8)		
VM-1011	1 - 3/8 (34.9)	1.51 (38.4)	1.16 (29.5)			1.37 (34.8)		
VM-1024	1 - 1/2 (38.1)	1.67 (42.4)	1.70 (43.2)	.15 (3.8)	.750 (19.1)	1.50 (38.1)		3
VM-1030	2 - 1/4 (57.2)	2.50 (63.5)	1.52 (38.6)			3.00 (76.2)		2

CABLE MANAGEMENT

HURCS/DHURCS

Screw Mount U Clamp

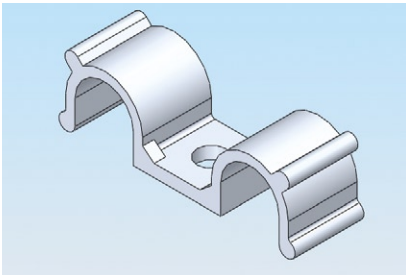
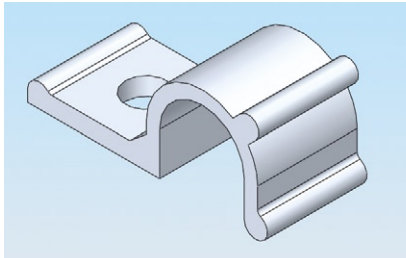


Fig. 1

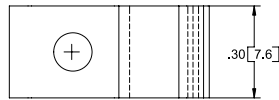
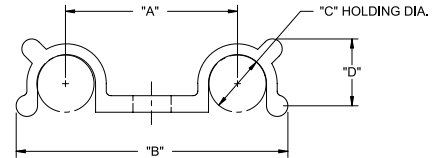
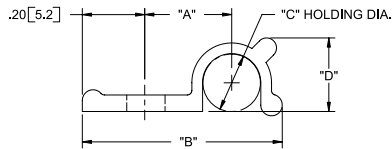
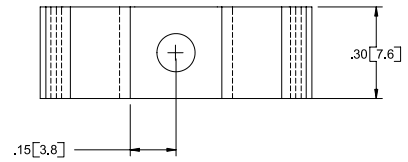


Fig. 2



Mounting Notes

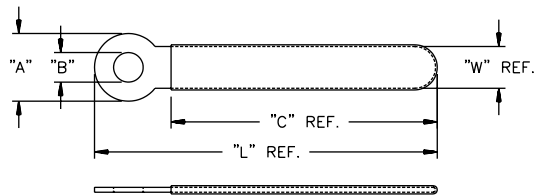
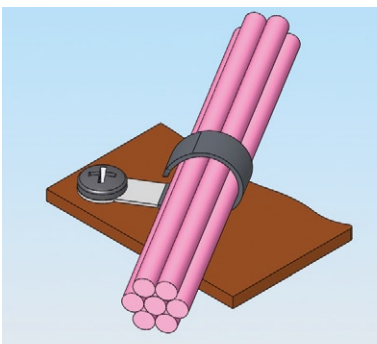
.125 ± .002 (3.2 ± .05)
MOUNTING HOLE DIA.
FOR #4 OR M3 SCREW OR
SR-30XX SERIES RIVET

HURCS (Fig. 1)					DHURCS (Fig. 2)				
Standard Pack: 1,000 per bag					Standard Pack: 1,000 per bag				
Mat'l: Nylon 6/6, RMS-01* Color: Natural	"A" Ref.	"B" Ref.	"C" Holding Dia.	"D" Ref.	Mat'l: Nylon 6/6, RMS-01* Color: Natural	"A" Ref.	"B" Ref.	"C" Holding Dia.	"D" Ref.
HURCS-2-01	.25 (6.2)	.59 (15)	1/8 (3.2)	.17 (4.3)	DHURCS-2-01	.49 (12.4)	.75 (19)	1/8 (3.2)	.17 (4.3)
HURCS-3-01	.28 (7.1)	.65 (15.6)	3/16 (4.8)	.24 (6.1)	DHURCS-3-01	.56 (14.2)	.89 (22.6)	3/16 (4.8)	.24 (6.1)
HURCS-4-01	.32 (8.1)	.72 (18.3)	1/4 (6.4)	.30 (7.6)	DHURCS-4-01	.64 (16.2)	1.02 (25.9)	1/4 (6.4)	.30 (7.6)

*UL94 V0 Nylon, RMS-19 available by special order. To order, replace -01 with -19.
See page 47 for SR series rivets

VCC

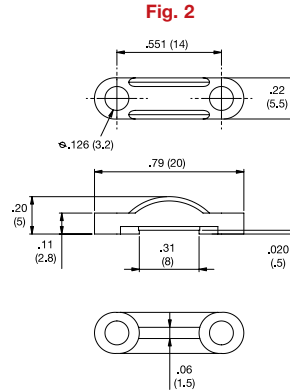
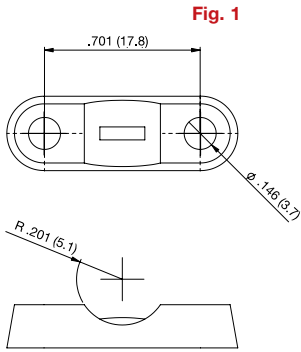
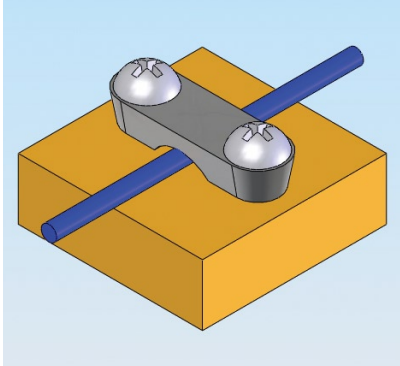
Adjustable Steel Clamp with Vinyl Coating



Material: Body: Soft Steel, RMS-243, .020 (0.5) thick; Coating: **Soft Black PVC, RMS-118, .032 (0.8) thick; Color: Black							
Part No.	"L" Ref.	"C" Ref.	"A"	"B"	"W" Ref.	Approx. Bundle Dia.	Standard Pack
VCC-83028	1.10 (28)	.71 (18)	.315 (8)	.118 (3)	.12 (3)	.22 (5.7)	1,000
VCC-83535	1.34 (35)	.98 (25)		.126 (3.2)	.20 (5)	.31 (7.9)	
VCC-83540	1.57 (40)	1.18 (30)		.138 (3.5)	.12 (3)	.37 (9.5)	
VCC-63048	2.89 (48)	1.57 (40)	.236 (6)	.118 (3)	.08 (2)	.50 (12.7)	
VCC-84554	2.13 (54)	1.65 (42)	.315 (8)	.177 (4.5)	.19 (4.8)	.52 (13.3)	
VCC-63254		1.81 (46)	.236 (6)	.126 (3.2)	.14 (3.6)	.57 (14.6)	
VCC-83664	2.52 (64)	2.09 (53)	.315 (8)	.161 (4.1)	.20 (5)	.66 (16.9)	
VCC-84576	2.99 (76)	2.56 (65)		.177 (4.5)	.18 (4.5)	.81 (20.7)	
VCC-84584	3.31 (84)	2.83 (72)		.177 (4.5)	.18 (4.5)	.90 (22.9)	
VCC-845126	4.96 (126)	4.41 (112)		.24 (6)	.24 (6)	1.40 (35.6)	

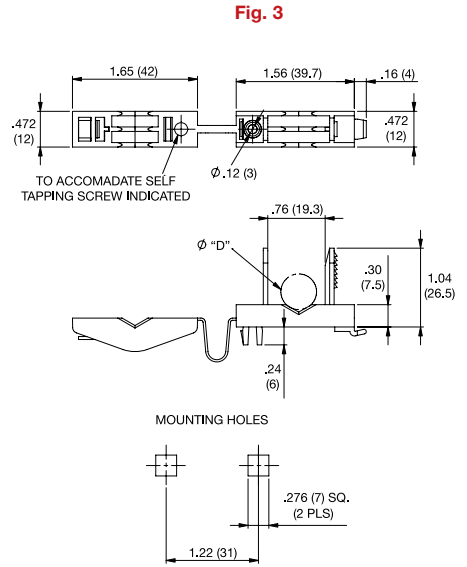
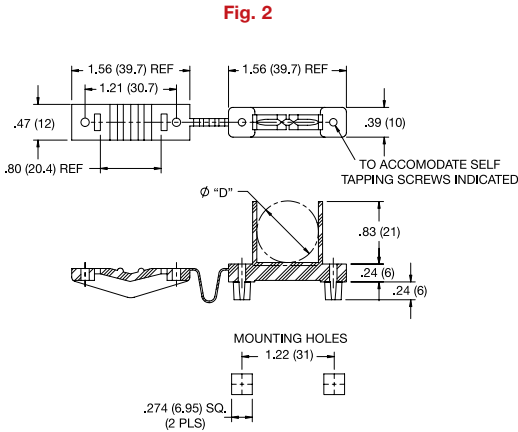
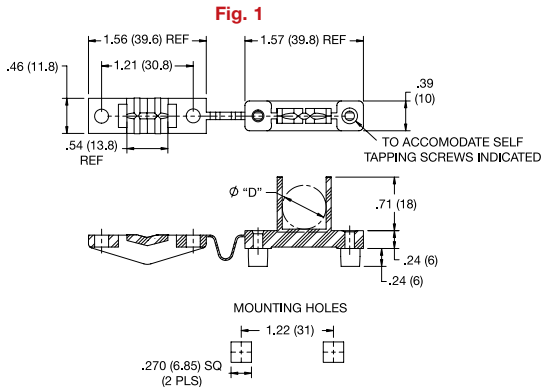
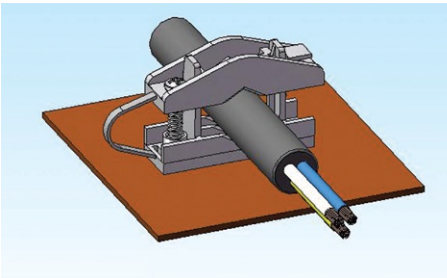
**UL94 V0 PVC Coating, RMS-55 available. To order, add -V0 to the end of the part number.
* Minimum drip allowed at the tip of the part

SRCC Strain Relief Clamp



Standard Pack: 1,000 per bag					
Part No	Material: UL94 V2, Nylon 6/6	Color	Max. Cable Dia.	Mounting Screws	Fig
SRCC-1	RMS-48	Gray	.177 (4.5)	M3 or #6	1
NEW SRCC-2	RMS-01	Black	.31 (8)	M3 or #3	2

HMCC Hinged Locking Clamp



Mat'l: UL94 V2 Nylon 6/6, RMS-01*				Standard Pack: 1,000 per bag	
Part No	Color	"D" Max. Bundle Dia.	Self Tapping Mounting Screws	Mounting Panel Thickness	Fig
HMCC-1-01	Natural	.59 (15.1)	(2x) #8	.024-.059 (0.6-1.5)	1
HMCC-3-01		.82 (20.9)	(2x) M3.5, M4, #8		2
NEW HMCC-4-01BK	Black	.47 (12)	(1x) M3.5, M4, #8	.032-.047 (0.8-1.2)	3

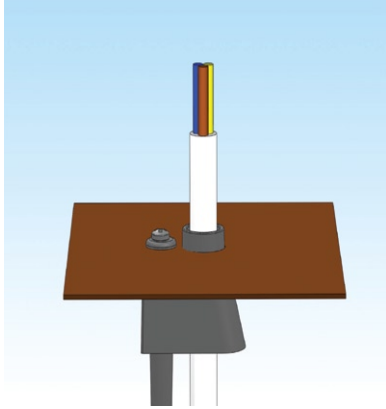
*Parts are available in UL94 V0 material by special order only. To order, replace -01 with -19.

Available by special order only. 5,000 piece minimum

CABLE MANAGEMENT

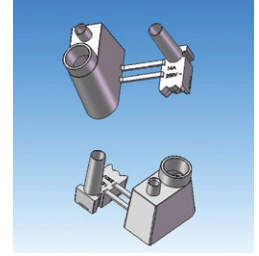
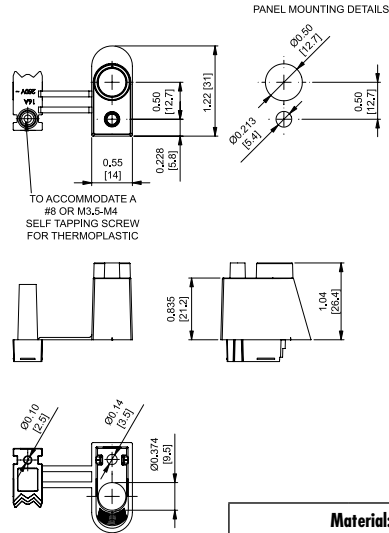
MLC-1 Mains Lead Clamp

NEW



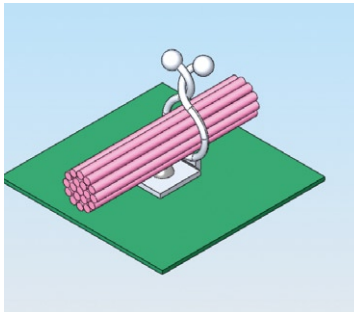
Features

- Clamp mounts into the chassis to secure the main power cable in appliances
- Clamp provides strain relief to the cable and protects the cable from the metal cutout



Material: UL94 V2 Nylon 6/6, RMS-01, Color: Black		
Standard Pack: 500 per bag		
Part Number	Cable Diameter Accepted	Panel Thickness
MLC-1	.24 - .34 (6 - 8.5)	.02 - .08 (0.5 - 2)

KLH/TLH/TLHE Screw Mount Twist Locks



• UL #E71558



• UL #E71558

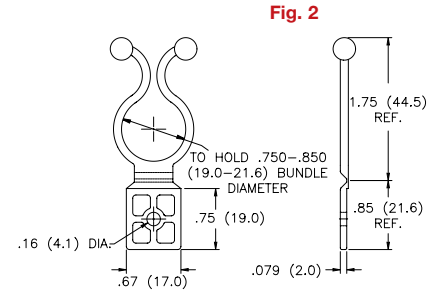
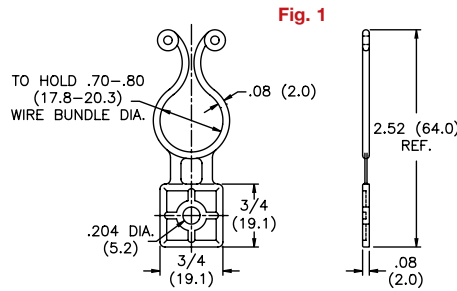


Fig. 3

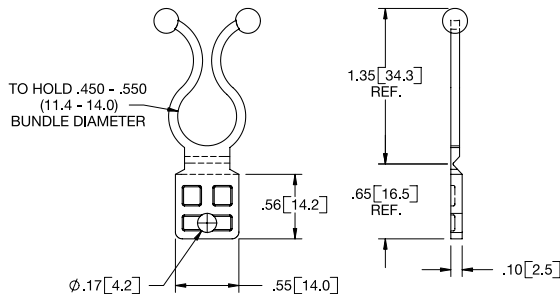
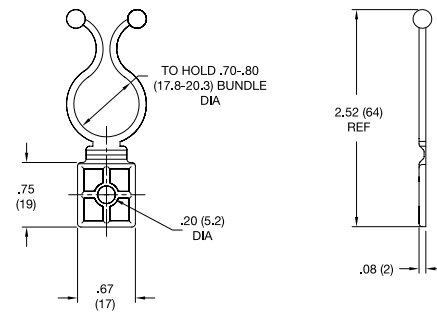


Fig. 4

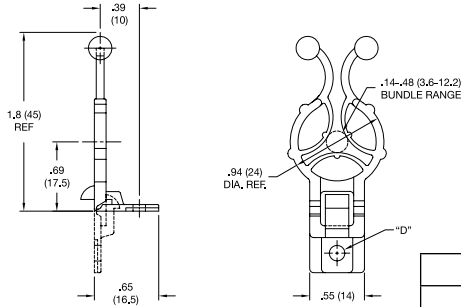
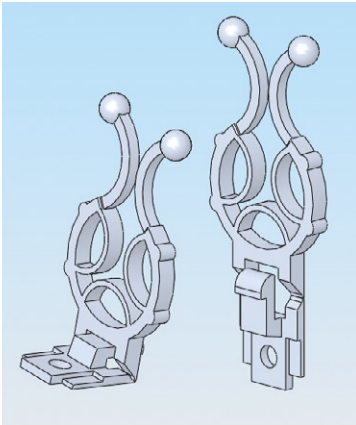


Mat'l: UL94 V2 Nylon 6/6, RMS-01*		Color: Natural
Standard Pack: 1,000 per bag		
Part No.	Recommended Screw Size	Fig
KLH-750-01	#8 or M4	1
TLH-800-01	#6 or M3	2
TLH-500-01	#8 or M4	3
TLHE-1-750-01		4

*Parts are available in UL94 V0 material by special order only. To order, replace -01 with -19.

WTLH

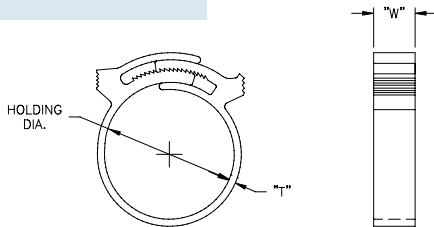
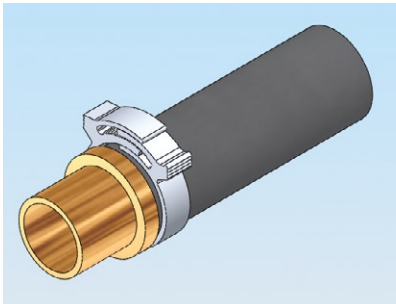
Webbed Twist Lock, Hinged



Material: UL94 V2 Nylon 6/6, RMS-01*		Color: Natural
Standard Pack: 500 per bag		
Part No.	Hole Dia. "D"	Recommended Screw Size
WTLH90-300-4-01	.13 (3.3)	#4 or M3
WTLH90-300-6-01	.15 (3.8)	#6 or M3.5
WTLH90-300-M4-01	.17 (4.3)	#8 or M4
*Available in UL94 V0 material by special order. To order, replace -01 with -19		

SHC

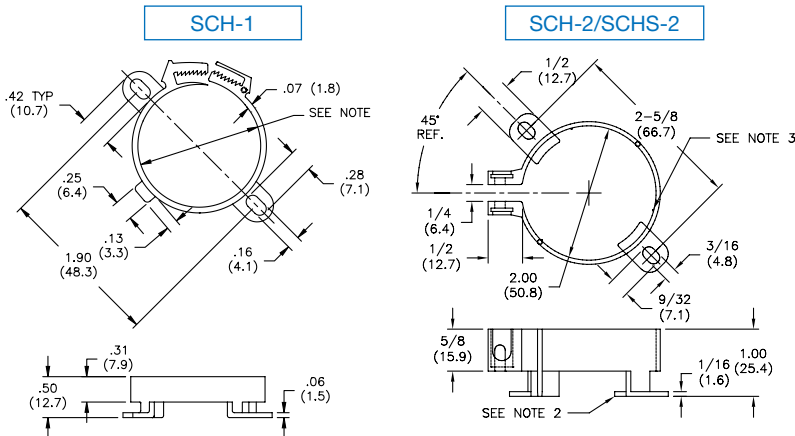
Snap-It Hose Clamp



Material: Nylon 6/6, RMS-73**			
Color: White, Black by special order. To order, add BK to end of part no.			
Standard Pack: 100 per bag			
Part No.	Holding Dia. Range	Thickness "T"	Width "W"
SHC-16GF*	1/4 - 5/16 (6.4 - 7.9)	.04 (1)	.13 (3.3)
SHC-23	23/64 - 25/64 (9.1 - 9.9)	.07 (1.8)	.22 (5.6)
SHC-26	25/64 - 15/32 (9.9 - 11.9)		
SHC-30	15/32 - 17/32 (11.9 - 13.5)		
SHC-32	17/32 - 19/32 (13.5 - 15.1)		
SHC-38	19/32 - 21/32 (15.1 - 16.7)		
SHC-44	11/16 - 13/16 (17.5 - 20.6)		
SHC-50	3/4 - 7/8 (19.1 - 22.2)		
SHC-56	7/8 - 1 (22.2 - 25.4)		
SHC-62	61/64 - 1-3/32 (24.2 - 27.8)		
SHC-68	1-1/32 - 1-3/16 (26.2 - 30.2)		
SHC-80	1-1/4 - 1-7/16 (31.8 - 36.5)		
SHC-92	1-13/32 - 1-5/8 (35.7 - 41.3)	.36 (9.1)	
SHC-104	1-19/32 - 1-13/16 (40.5 - 46)		
SHC-114	1-45/64 - 2-1/32 (43.3 - 51.6)	.40 (10.2)	
SHC-124	1-7/8 - 2-1/8 (47.6 - 54)		
SHC-134	2-1/8 - 2-3/8 (54 - 60.3)		
**Glass filled Nylon, RMS-35 available by special order on all sizes except SHC-16. To order add GF to end of part no.			
*SHC-16 GF available only in the Glass-filled Nylon, RMS-35 as standard.			
Custom sizes available by special order.			

SCH/SCHS

Standing Capacitor Holder



SCH-1 Notes:

Adjustable holding dia.
Min. - 1-21/64 (33.7) with all teeth engaged
Max. - 1-7/16 (36.5) with 1 tooth engaged

Material: Nylon 6/6, RMS-01 Color: Natural
Standard Pack: 100 per Bag

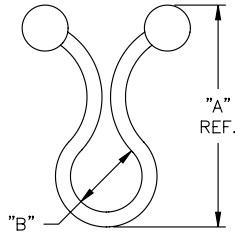
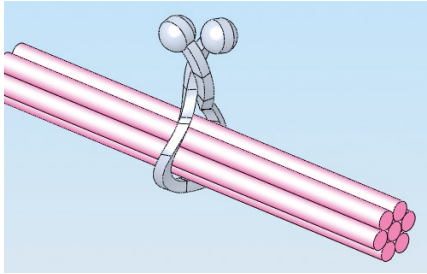
SCH-2/SCHS-2 Notes:

- Optional:
- Clamping hardware; Screw (S6B) Stainless Steel, RMS-357 Zinc Plating, RMS-358; Quick Nut (QN-6) Spring Steel C1050, RMS-327 Coating: Black Phosphate, RMS-356
 - Spacer to elevate capacitor 3/32 (2.4) from chassis
 - Anti-rotation rib (3 locations)

Material: Glass Filled Nylon, RMS-18 Color: Black	
Standard Pack: 100 per bag	
Part No.	Description
SCHS-2	w/spacer, w/o hardware (Note 1)
SCH-2	w/o spacer, w/o hardware
SCHS-2-H	w/spacer, w/clamping hardware
SCH-2-H	w/o spacer, w/clamping hardware
Available by special order; 1,000 piece minimum.	

CABLE MANAGEMENT

TL Twist Lock



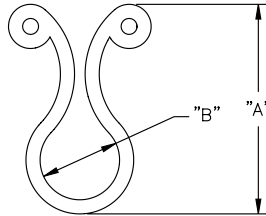

• UL #E71558

Material: UL94 V2 Nylon 6/6, RMS-01*		Color: Natural
Standard Pack: 1,000 per bag		
Part No.	"A" Ref. Approximate Height	"B" Ref. Wire Bundle Dia.
TL-250	.90 (22.9)	.20-.30 (5.1-7.6)
TL-350	1.03 (26.2)	.30-.40 (7.6-10.2)
TL-450	1.20 (30.5)	.40-.50 (10.2-12.7)
TL-600	1.33 (33.7)	.55-.65 (14-16.5)
TL-750	1.55 (39.4)	.70-.80 (17.8-20.3)
TL-950	1.70 (43.4)	Max. 1.00 (25.4)
TL-1125	2.19 (55.6)	Max. 1-3/16 (30.2)
TL-1375	2.68 (68.1)	Max. 1-7/16 (36.5)
TL-1500	2.93 (74.4)	Max. 1-9/16 (39.7)
TL-1750	3.45 (87.6)	Max. 1-13/16 (46)

Other colors available by special order.

*Available in UL94 V0 Nylon by special order. To order, add -19 to the end of the part no.

KL Kurly Lock



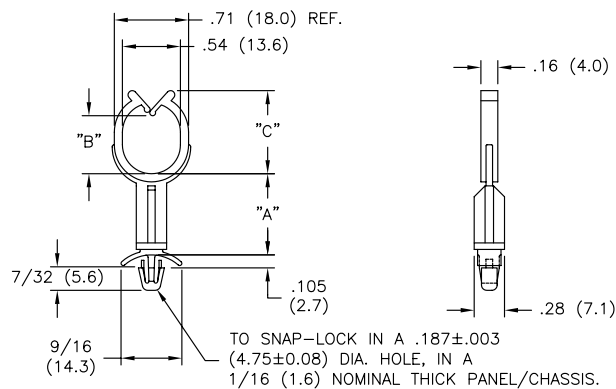
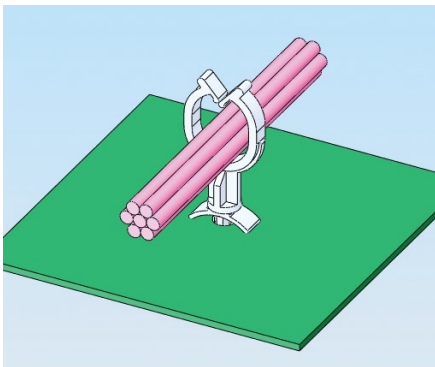
• UL #E71558

Material: UL94 V2 Nylon 6/6, RMS-01*		Color: Natural
Standard Pack: 1,000 per bag		
Part No.	"A" Approximate Height	"B" Wire Bundle Dia.
KL-125	.48 (12.2)	.125-.150 (3.2-3.8)
KL-200	.82 (20.7)	.16-.24 (4.1-6.1)
KL-250	.91 (23)	.20-.30 (5.1-7.6)
KL-350	1.03 (26.2)	.30-.40 (7.6-10.2)
KL-450	1.20 (30.5)	.40-.50 (10.2-12.7)
KL-600	1.25 (31.8)	.55-.65 (14-16.5)
KL-750	1.52 (38.6)	.70-.80 (17.8-20.3)
KL-950	1.75 (44.5)	.90-1.00 (22.9-25.4)

Other colors available by special order.

*Available in UL94 V0 Nylon by special order. To order, add -19 to the end of the part no.

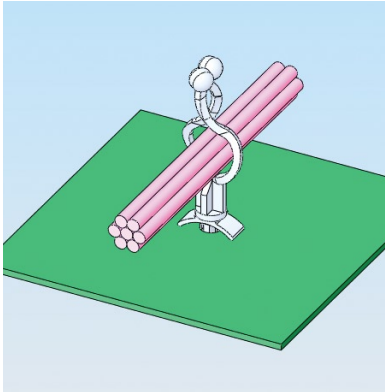
SHK/SHKE Stand-Off Harness Clip



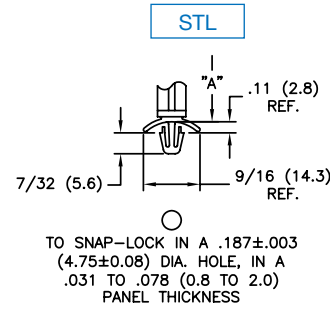
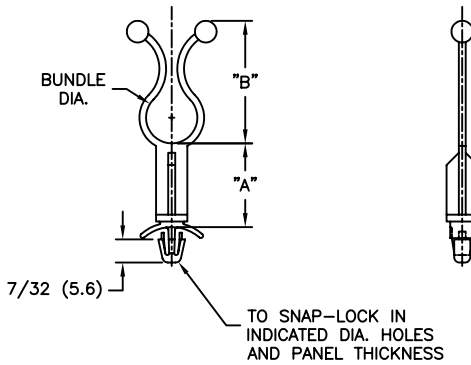
Mat'l: Nylon 6/6, RMS-01* Color: Natural			
Standard Pack: 1,000 per bag			
Part No.	"A" ± .015 (0.4)	"B" Ref.	"C" Ref.
SHK-6-01	3/8 (9.5)	.54 (13.6)	.77 (19.5)
SHK-8-01	1/2 (12.7)		
SHKE-6-01	3/8 (9.5)	.81 (20.6)	1.14 (29)
SHKE-8-01	1/2 (12.7)		

*UL94 V0 Nylon, RMS-19 available by special order. To order, replace -01 with -19.

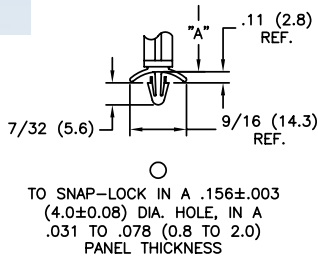
STL Stand-Off Twist Lock



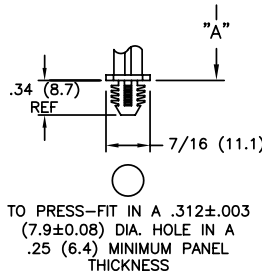
• UL #E71558



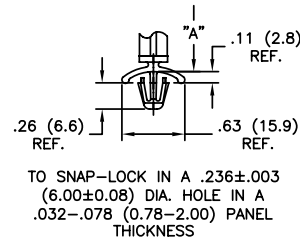
STL-1



STL-3



STL-6

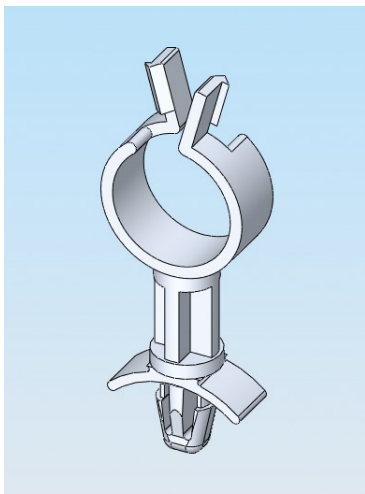


Material: Nylon 6/6, RMS-01* Color: Natural

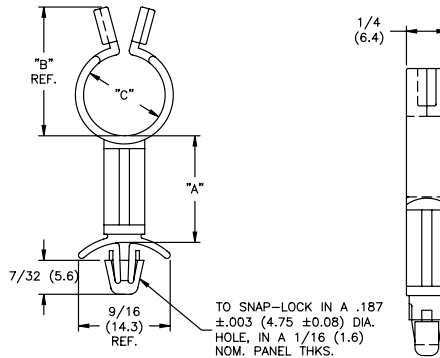
Part No.				Standard Pack: 1,000 per bag		
				"A"	"B" Ref.	Bundle Dia.
STL-250-3-01	STL-1-250-3-01	STL-3-250-3-01	STL-6-250-3-01	3/16 (4.8)	.75 (19.1)	.20 - .30 (5.1 - 7.6)
STL-250-8-01	STL-1-250-8-01	STL-3-250-8-01	STL-6-250-8-01	1/2 (12.7)		
STL-350-3-01	STL-1-350-3-01	STL-3-350-3-01	STL-6-350-3-01	3/16 (4.8)	.91 (23.1)	.30 - .40 (7.6 - 10.2)
STL-350-8-01	STL-1-350-8-01	STL-3-350-8-01	STL-6-350-8-01	1/2 (12.7)		
STL-450-3-01	STL-1-450-3-01	STL-3-450-3-01	STL-6-450-3-01	3/16 (4.8)	1.09 (27.7)	.40 - .50 (10.2 - 12.7)
STL-450-8-01	STL-1-450-8-01	STL-3-450-8-01	STL-6-450-8-01	1/2 (12.7)		
STL-600-3-01	STL-1-600-3-01	STL-3-600-3-01	STL-6-600-3-01	3/16 (4.8)	1.28 (32.5)	.50 - .60 (12.7 - 15.2)
STL-600-8-01	STL-1-600-8-01	STL-3-600-8-01	STL-6-600-8-01	1/2 (12.7)		
STL-750-3-01	STL-1-750-3-01	STL-3-750-3-01	STL-6-750-3-01	3/16 (4.8)	1.45 (36.8)	.70 - .80 (17.8 - 20.3)
STL-750-8-01	STL-1-750-8-01	STL-3-750-8-01	STL-6-750-8-01	1/2 (12.7)		

*UL94 V0 Nylon, RMS-19 available by special order. To order, replace -01 with -19.
Available by special order only. 5,000 piece minimum.

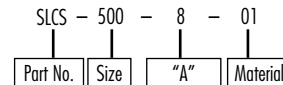
SLCS Stand-Off Locking Clip



• UL #E71558



Part No. Order Code



Material: Nylon 6/6, RMS-01* Color: Natural

Part No.	Standard Pack: 1,000 per bag	
	"B"	Max Bundle Dia. "C" Locked
SLCS-250-A-01	.53 (13.5)	3/16 (4.8)
SLCS-370-A-01	.66 (16.8)	5/16 (7.9)
SLCS-500-A-01	.79 (20.1)	7/16 (11.1)
SLCS-750-A-01	1.04 (26.4)	11/16 (17.5)

*UL94 V0, RMS-19 available by special order. To order, replace -01 with -19.

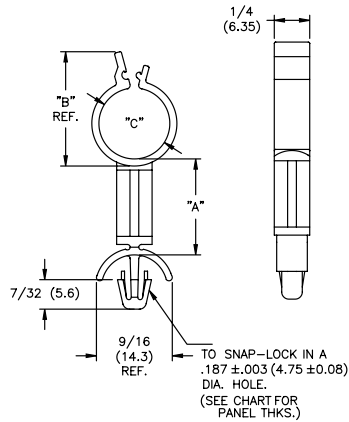
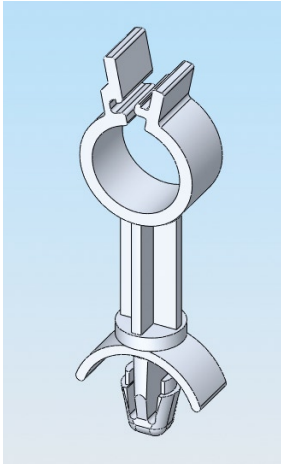
"A"	"A" ± .015 (0.4)
-3	3/16 (4.8)
-4	1/4 (6.4)
-6	3/8 (9.5)
-8	1/2 (12.7)
-16	1 (25.4)

CABLE MANAGEMENT

SLCSE/SLCSE2 Stand-Off Lock Clip



• UL #E71558



Mat'l: UL94 V2 Nylon 6/6, RMS-01* Color: Natural				
Standard Pack: 1,000 per bag				
Part No.	"A"	"B"	Panel Thickness Range	Max Bundle Dia. "C" Locked
SLCSE-250-3-01	3/16 (4.8)	.57 (14.5)	.031-.078 (0.8-2)	.22 (5.6)
SLCSE-370-3-01		.71 (18)		.35 (8.9)
SLCSE-500-3-01		.83 (21)		.47 (12)
SLCSE-750-3-01		1.08 (27.5)		.73 (18.4)
SLCSE2-250-3-01		.57 (14.5)		.078-.160 (2-4)
SLCSE2-370-3-01		.71 (18)	.35 (8.9)	
SLCSE2-500-3-01		.83 (21)	.47 (12)	
SLCSE2-750-3-01		1.08 (27.5)	.73 (18.4)	
SLCSE2-750-3-01		1.08 (27.5)		

*Parts are available in UL94 V0 material by special order only. To order, replace -01 with -19.

Available by special order only, 5,000 piece minimum

SCCA/SCCB Standoff Cable Clamps

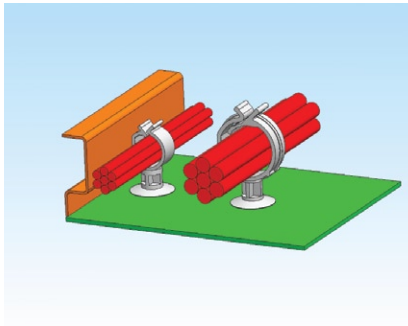
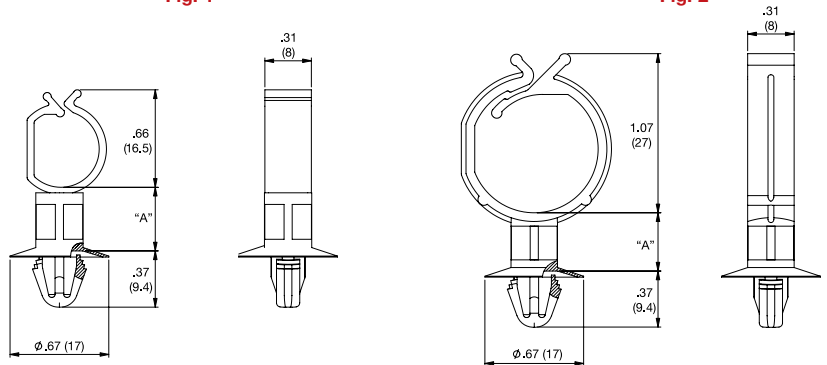


Fig. 1

Fig. 2



Standard Pack: 1,000 per bag								
UL94 V-2 Nylon 6/6, RMS-01* Color: Natural	UL94 V-0 Nylon 6/6, RMS-19 Color: Natural	"A"	Max. Cable Bundle Diameter	Hole Diameter	Panel Thickness	Figure		
SCCA-1-01	SCCA-1-19	.16 (4)	Ø .43 (11)	Ø .256 - .276 (6.5 - 7)	.024 - .079 (0.6 - 2)	1		
SCCA-2-01	SCCA-2-19	.24 (6)						
SCCA-3-01	SCCA-3-19	.32 (8)						
SCCA-4-01	SCCA-4-19	.39 (10)						
SCCA-5-01	SCCA-5-19	.47 (12)						
SCCB-1-01	SCCB-1-19	.16 (4)	Ø .87 (22)					2
SCCB-2-01	SCCB-2-19	.24 (6)						
SCCB-3-01	SCCB-3-19	.32 (8)						
SCCB-4-01	SCCB-4-19	.39 (10)						
SCCB-5-01	SCCB-5-19	.47 (12)						
SCCB-6-01	SCCB-6-19	1.18 (30)						

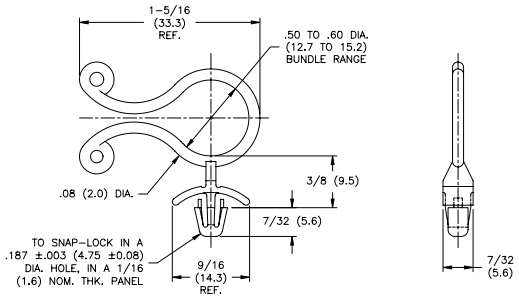
*Available in High Temperature material by special order. To order, replace -01 with -109

Available in black color by special order. To order, add BK to the end of the part no.

SKLO-550-01 Side Entry Kurly Lock



• UL #E71558

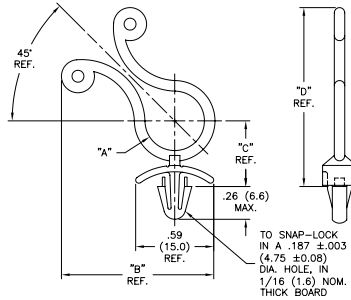


Material: Nylon 6/6, RMS-01* Color: Natural
Standard Pack: 1,000 per bag
*UL94 V0 Nylon, RMS-19 available. To order, replace -01 with -19.

SKL 45° Kurly Lock

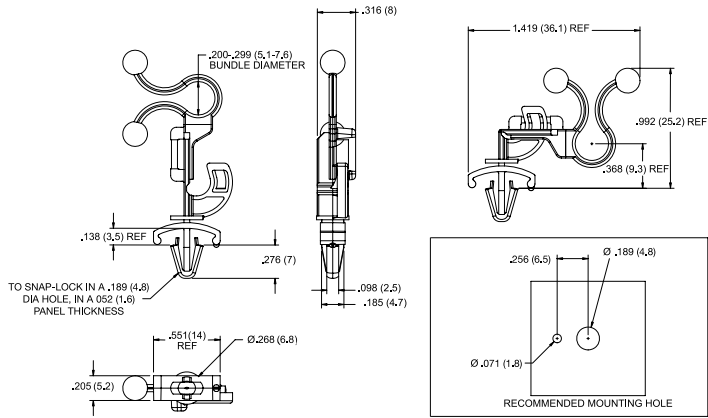
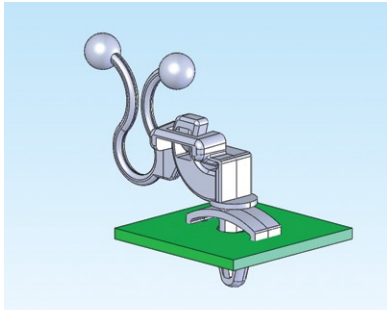


• UL #E71558



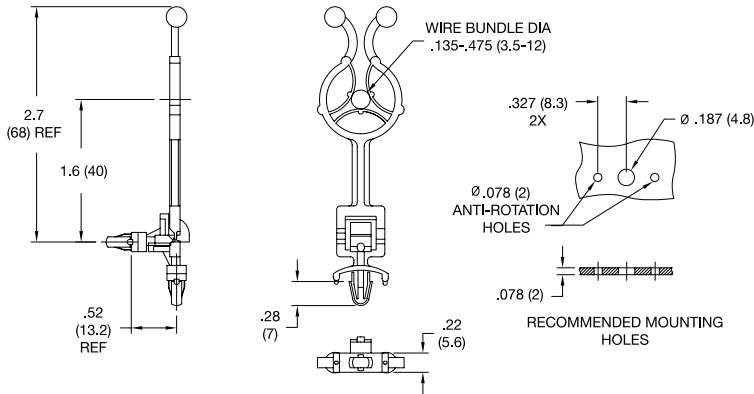
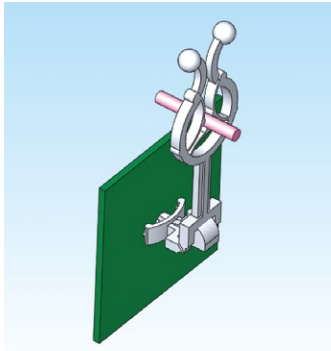
Material: UL94 V2 Nylon 6/6, RMS-01*		Color: Natural		
Standard Pack: 1,000 per bag				
Part No.	"A" Bundle Dia. Range	"B"	"C" Ref.	"D" Ref.
SKL45-250	.15-.25 (3.8-6.35)	.98 (24.9)	.33 (8.5)	1.05 (26.7)
SKL45-350	.30-.40 (7.6-10)	1.07 (27.2)	.43 (11)	1.20 (30.5)
SKL45-450	.40-.47 (10-12)	1.12 (28.4)	.47 (12)	1.30 (33)
*Available in UL94 V0 material by special order. To order, add -01 to the end of the part no.				

TLSE1-250-19 Hinged Twist Lock



Mat'l: UL94 V0 Nylon 6/6, RMS-19 Color: Natural	Standard Pack: 1000 per bag
Part No.	TLSE1-250-19

TLHS90-300-01 Hinged Twist Lock with Stand-Off



• UL #E71558

Material: Nylon 6/6, RMS-01* Color: Natural
Standard Pack: 500 per bag
*UL94 V0 Nylon, RMS-19 available by special order. To order, replace -01 with -19.

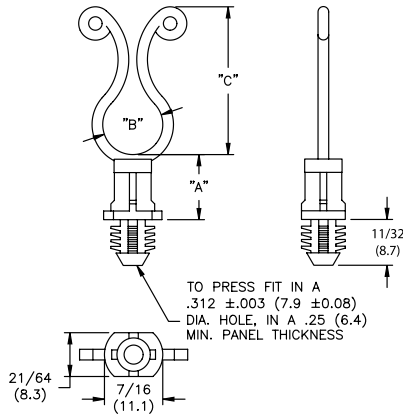
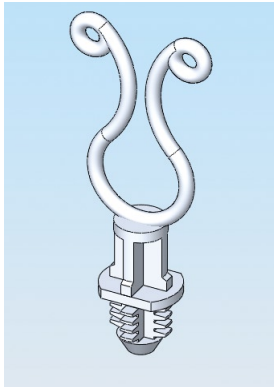
CABLE MANAGEMENT

BHKL

Blind Hole Kurly Lock



• UL #E71558

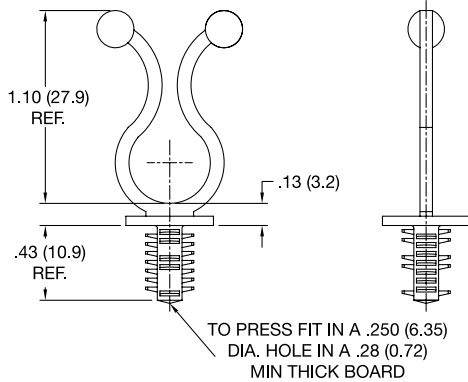


Material: Nylon 6/6, RMS-01* Color: Natural			
Part No.	Standard Pack: 1,000 per bag		
	"A"	"B" Bundle Dia. Range	"C" Ref
BHKL-350-4-01	1/4 (6.4)	.30 - .40 (7.6-10.2)	1 (25.4)
BHKL-350-10-01	5/8 (15.9)		
BHKL-450-4-01	1/4 (6.4)	.40 - .50 (10.2-12.7)	1 - 1/8 (28.6)
BHKL-450-6-01	3/8 (9.5)		
BHKL-750-4-01	1/4 (6.4)	.70 - .80 (17.8-20.3)	1 - 1/2 (38.1)
BHKL-750-6-01	3/8 (9.5)		

*UL94 V0 Nylon, RMS-19 available by special order. To order, replace -01 with -19.

STL-8-450-2-01

Blind Hole Twist-Lock



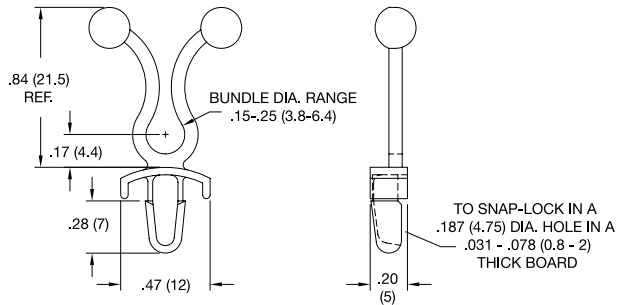
Material: Nylon 6/6, RMS-01* • Color: Natural
Standard Pack: 1,000 per bag
*UL94 V0 Nylon, RMS-19 available by special order. To order replace the -01 with -19.

TLJ-200-01

Twist Lock, Type "J"



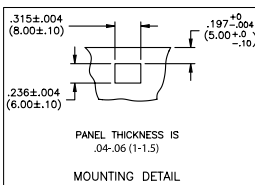
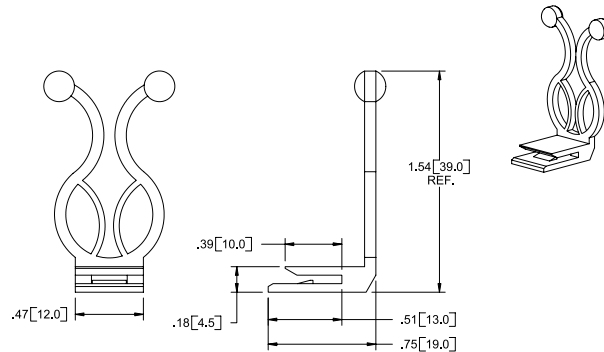
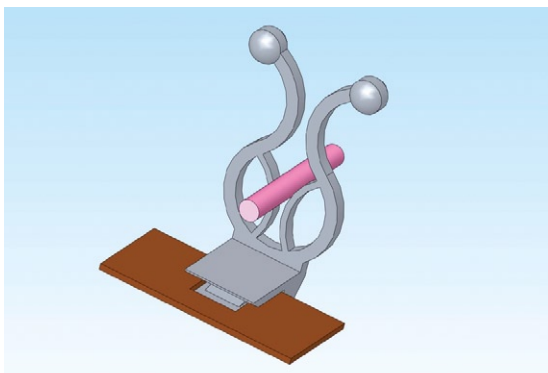
• UL #E71558



Material: Nylon 6/6, RMS-01* Color: Natural
Standard Pack: 500 per bag
*UL94 V0 Nylon, RMS-19 available by special order. To order, replace -01 with -19.

WSTL-SME-16.5-01

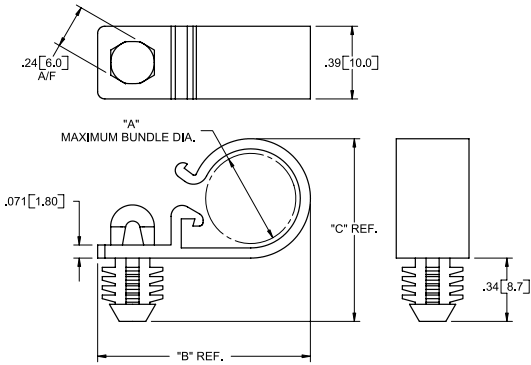
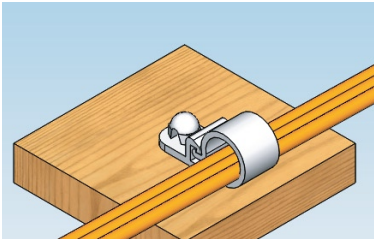
Webbed Twist Lock, Panel Mount



Material: Nylon 6/6, RMS-01 Color: Natural
Standard Pack: 1,000 per bag

BHLWHC

Blind Hole Mounted Clip



Features

- Easily pushed into mounting hole using a standard 6mm hexagonal socket pressed onto the mounting head

Mat'l: Nylon 6/6, RMS-01* Color: Natural					
Standard Pack: 1,000 per bag					
Part No.	Max Bundle Dia	Mounting Hole Dia.	Dim. "B"	Dim. "C"	Panel Thickness
BHLWHC-500-01	.50 (12.7)	.312 ± .002	1.15 (29.3)	1.00 (25.4)	.250 (6.35) Min.
BHLWHC-750-01	.75 (19.1)	(7.92 ± 0.05)	1.44 (36.5)	1.34 (34.1)	

*UL94 V0 Nylon, RMS-19 available by special order. To order, replace -01 with -19.

PAKKL

Plug In Adjustable Clip

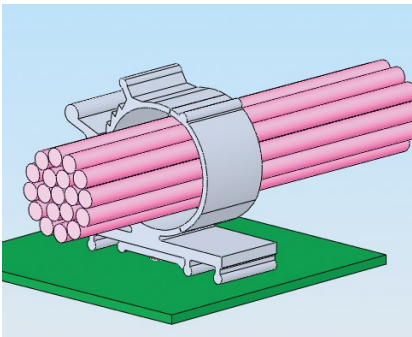
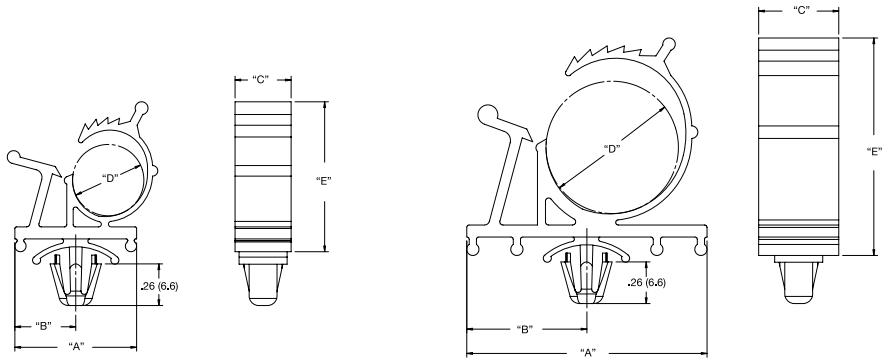


Fig. 1

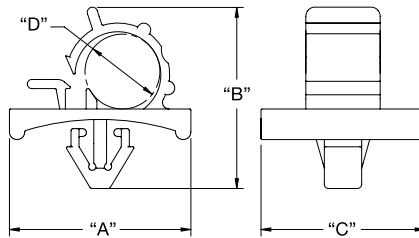
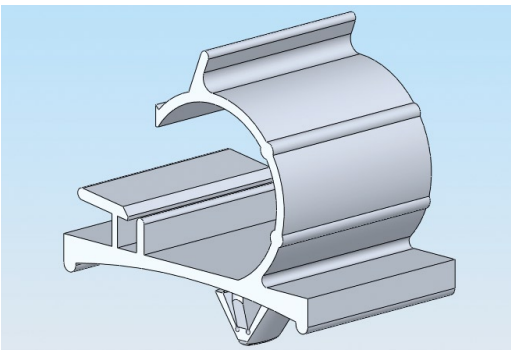
Fig. 2



Color: Natural									
Part No.		Standard Pack: 100 per bag							
Material: UL94V2, RMS-01	Material: UL94 V0, RMS-19	"A"	"B"	"C"	"D" Holding Dia. Ref	"E" Ref.	Mounting Hole Dia.	Mounting Hole Panel Thickness	Fig.
PAKKL-3140-01	PAKKL-3140-19	.75 (19.1)	.38 (9.7)	.35 (8.9)	.310-.400 (7.9-10.2)	.94 (23.8)	.250 (6.35)	.030-.060 (0.8-1.5)	1
PAKKL-4756-01	PAKKL-4756-19	1.24 (31.5)	.62 (15.7)	.40 (10.2)	.469-.563 (11.9-14.3)	1.17 (29.8)			2
PAKKL-5775-01	PAKKL-5775-19	1.50 (38.1)	.75 (19.1)	.50 (12.7)	.578-.750 (14.7-19.1)	1.36 (34.5)			

PKKL

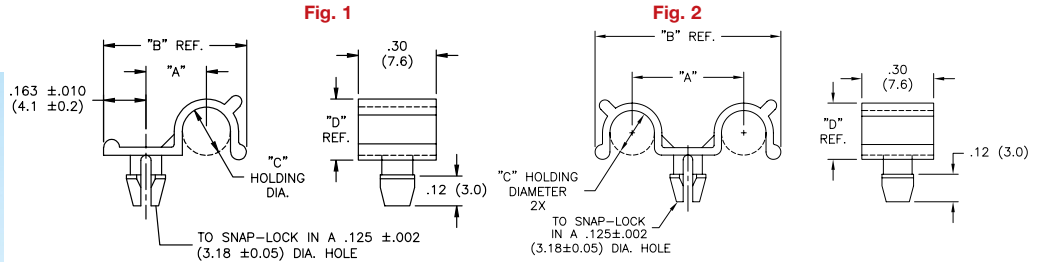
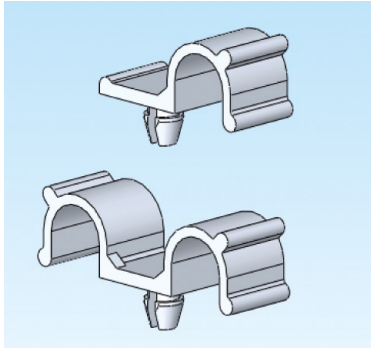
Plug In Locking Clip



Material: UL94 V2 Nylon 6/6, RMS-01					Color: Natural		
Part No.	"A"	"B"	"C"	Holding Dia. "D"	Mounting Hole Dia.	Panel Thickness	Standard Pack
PKKL-3	1.020 (25.9)	.921 (23.4)	.670 (17)	.374 (9.5)	.256 (6.5)	.031-.062 (0.8-1.6)	200
PKKL-3S	.830 (21.1)	.828 (21)	.75 (19.1)	.307 (7.8)			
PKKL-4	1.19 (30.3)	1.26 (32)	.76 (19.4)	.532 (13.5)			100

CABLE MANAGEMENT

HURC/DHURC Plug In Routing Clips



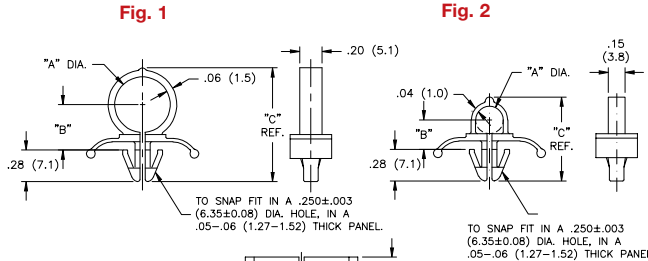
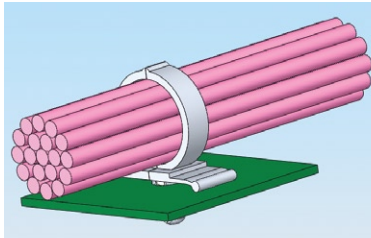
Mat'l: UL94 V2 Nylon 6/6, RMS-01* Color: Natural Standard Pack: 1,000 per bag

Part No.	"C" Holding Dia.	"A"	"B" Ref.	"D" Ref.	Panel Thk	Fig
HURC-2-01	1/8 (3.2)	.20 (5.1)	.49 (12.4)	.17 (4.3)	.062 (1.6)	1
HURC-3-01	3/16 (4.8)	.24 (6.1)	.56 (14.2)	.24 (6.1)		
HURC-4-01	1/4 (6.4)	.27 (6.9)	.62 (15.7)	.30 (7.6)		
HURC1-2-01	1/8 (3.2)	.20 (5.1)	.49 (12.4)	.17 (4.3)		
HURC1-3-01	3/16 (4.8)	.24 (6.1)	.56 (14.2)	.24 (6.1)	.093 (2.4)	
HURC1-4-01	1/4 (6.4)	.27 (6.9)	.62 (15.7)	.30 (7.6)		
DHURC-2-01	1/8 (3.2)	.41 (10.4)	.66 (16.8)	.17 (4.3)	.062 (1.6)	2
DHURC-3-01	3/16 (4.8)	.48 (12.2)	.79 (20.1)	.24 (6.1)		
DHURC-4-01	1/4 (6.4)	.55 (14)	.94 (23.9)	.30 (7.6)		

*Parts are available in UL94 V0 material by special order only. To order, replace -01 with -19.

UL
• UL #E71558

SRC Split Routing Clip

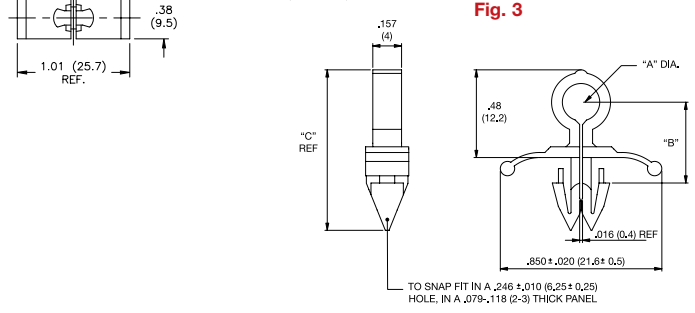


UL
• UL #E71558
Does not apply to SRC-1-01

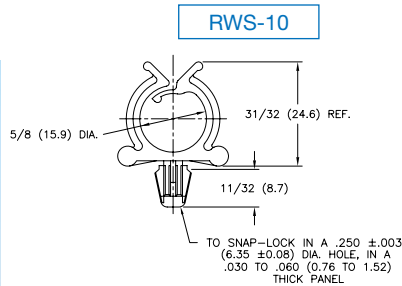
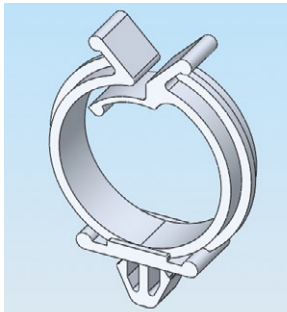
Material: UL94 V2 Nylon 6/6, RMS-01* Color: Natural
Standard Pack: 1,000 per bag

Part No.	"A" Dia.	"B"	"C" Ref	Fig.
NEW SRC-1-01	.197 (5)	.443 (11.2)	.878 (22.3)	3
SRC-4-01	1/4 (6.4)	.26 (6.6)	.75 (19.1)	2
SRC-7-01	7/16 (11.1)	.39 (9.8)	.97 (24.7)	1
SRC-8-01	1/2 (12.7)	.43 (10.8)	1.04 (26.5)	
SRC-10-01	5/8 (15.9)	.50 (12.7)	1.18 (29.9)	

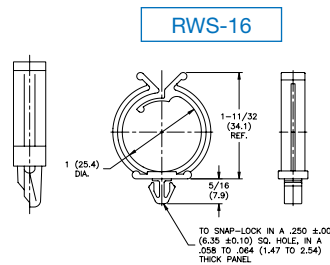
*UL94 V0 nylon, RMS-19 available by special order. To order, replace -01 with -19



RWS Round Wire Saddle



ROUND HOLE MOUNT



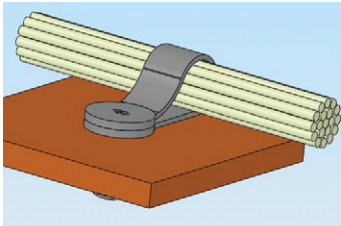
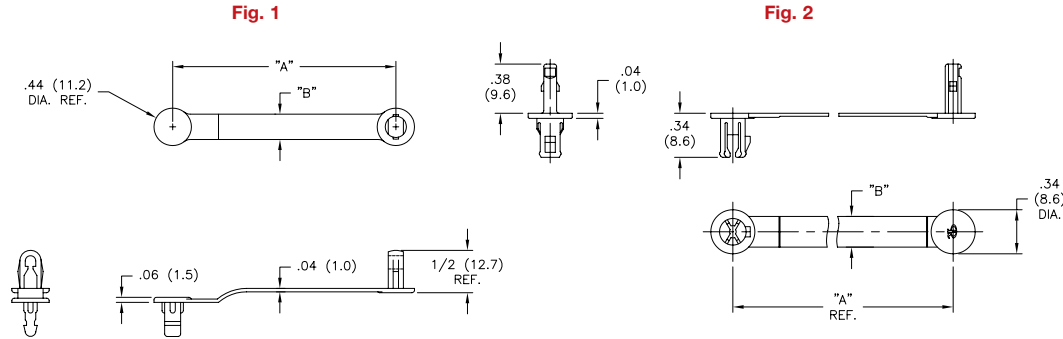
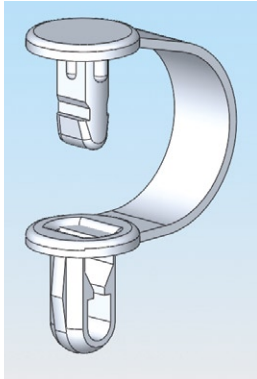
SQUARE HOLE MOUNT

UL
• UL #E71558

Standard Pack: 1,000 per bag

Part No.		
Material: Nylon 6/6, RMS-01 Color: Natural	Material: Nylon 6/6, RMS-01 Color: Black	Material: UL94 V0 Nylon 6/6, RMS-19 Color: Natural
RWS-10-01	RWS-10-01BK	RWS-10-19
RWS-16-01	RWS-16-01BK	RWS-16-19

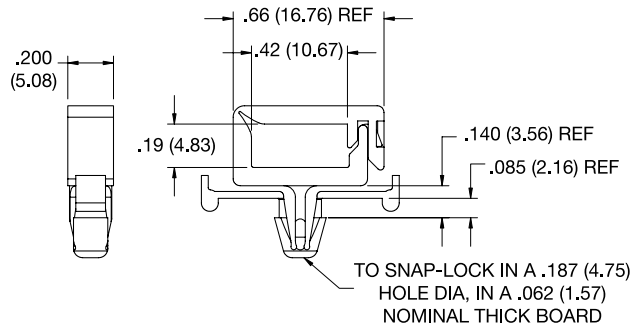
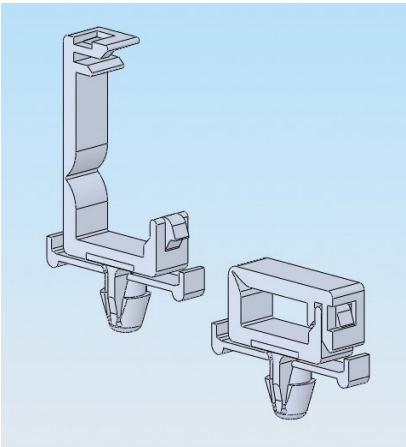
CH/RSC Snap In Cable Hanger



Standard Pack: 1,000 per bag

Part No	"A" Length Ref	"B" Width	Max Holding Dia	Mounting Hole Dia	Panel Thickness	Material	Color	Fig
CH-1-01	1-3/4 (44.5)	19/64 (7.5)	3/8 (9.5)	1/4 (6.4)	1/32-3/32 (0.8-2.4)	UL94 V2 Nylon 6/6, RMS-01	Natural	1
CH-2-01	2-5/8 (66.7)		5/8 (15.9)					
CH-3-01	3-3/4 (95.3)		1 (25.4)					
CH-1-01BK	1-3/4 (44.5)		3/8 (9.5)					
CH-2-01BK	2-5/8 (66.7)		5/8 (15.9)					
CH-3-01BK	3-3/4 (95.3)		1 (25.4)					
CH-1-10	1-3/4 (44.5)		3/8 (9.5)			UL94 HB Polypropylene, RMS-10	Natural	
CH-2-10	2-5/8 (66.7)		5/8 (15.9)					
CH-3-10	3-3/4 (95.3)		1 (25.4)					
CH-1-10BK	1-3/4 (44.5)		3/8 (9.5)					
CH-2-10BK	2-5/8 (66.7)		5/8 (15.9)					
CH-3-10BK	3-3/4 (95.3)		1 (25.4)					
RSC-3-01	1.10 (28)	.16 (4)	7/32 (5.6)	.189 (4.8)	.031-.125 (0.8-3.2)	UL94 V2 Nylon 6/6, RMS-01	Black	2
RSC-4-01	1.30 (33)	.24 (6)	1/4 (6.4)					
RSC-5-01	1.69 (43)		3/8 (9.5)					
RSC-6-01	2.48 (63)		5/8 (15.9)					

WSLTRA-1-01 Wire Saddle with Releasable Arrowhead

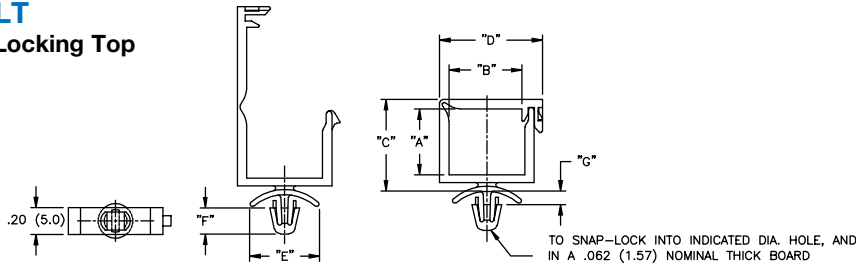


WSLTRA-1-01
Material: Nylon 6/6, RMS-01*
Color: Natural
Standard Pack: 1,000 per bag
*UL94 V0 Nylon, RMS-19 available by special order. To order, replace -01 with -19.

CABLE MANAGEMENT

WSLT

Wire Saddle, Locking Top

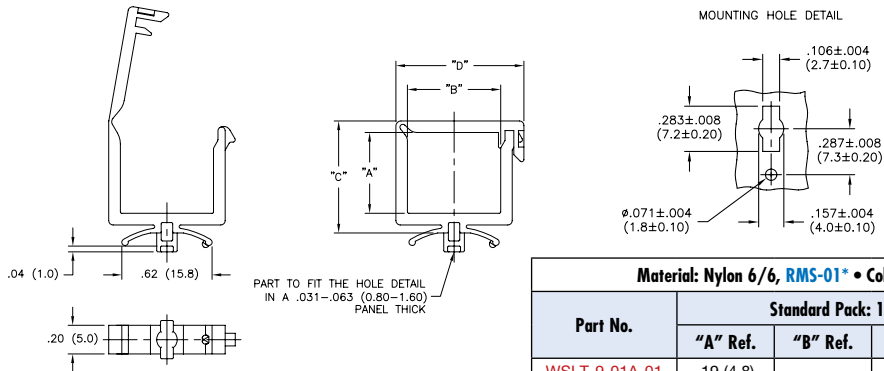
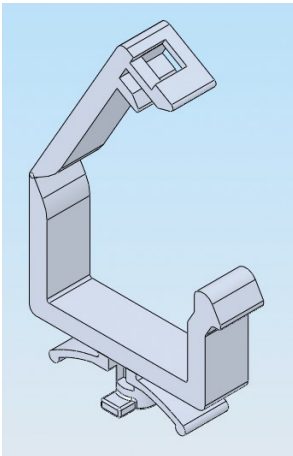


UL
• UL #E71558

Part No.		Standard Pack: 1,000 per bag							
Mat'l: Nylon 6/6, RMS-01 Color Natural	Mat'l: UL94 V0 Nylon 6/6, RMS-19 Color Natural	"A"	"B"	"C"	"D"	"E"	"F"	"G"	Hole Dia. ± .003 (±0.08)
WSLT-3.5-2-1-01	WSLT-3.5-2-1-19	.14 (3.4)	.53 (13.5)	.35 (8.9)	.77 (19.6)	.38 (9.5)	.118 (3)	.10 (2.5)	.138 (3.5)
WSLT-02-1-01	WSLT-02-1-19			.37 (9.4)					
WSLT-01A-01	WSLT-01A-19	.19 (4.8)	.42 (10.7)	.42 (10.6)	.66 (16.8)	.56 (14.3)	7/32 (5.6)	.11 (2.8)	.187 (4.75)
WSLT-01-2-01	WSLT-01-2-19	.35 (8.8)		.57 (14.6)					
WSLT-02A-01	WSLT-02A-19	.39 (10)	.64 (16.3)	.62 (15.8)	.88 (22.4)	.56 (14.3)	7/32 (5.6)	.11 (2.8)	.187 (4.75)
WSLT-03-2-01	WSLT-03-2-19	.55 (14.1)		.77 (19.6)					
WSLT-03-3-01	WSLT-03-3-19	.85 (21.7)	.71 (18)	1.07 (27.3)	.95 (24.1)	.56 (14.3)	7/32 (5.6)	.11 (2.8)	.187 (4.75)

WSLT-9

Wire Saddle, Locking Top Quarter-Turn Base



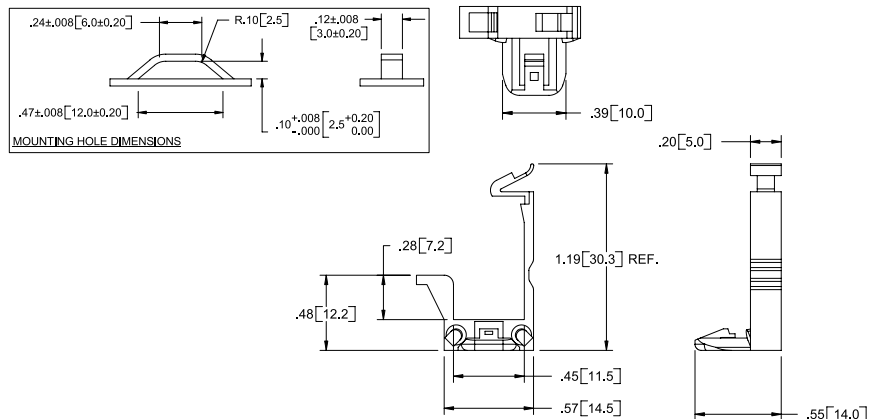
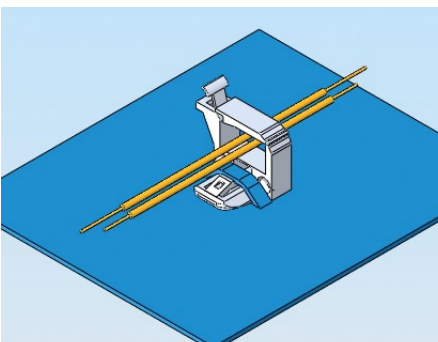
Material: Nylon 6/6, RMS-01* • Color: Natural				
Part No.	Standard Pack: 1,000 per bag			
	"A" Ref.	"B" Ref.	"C" Ref.	"D" Ref.
WSLT-9-01A-01	.19 (4.8)	.42 (10.7)	.40 (10.2)	.66 (16.8)
WSLT-9-01-2-01	.36 (9.1)	.42 (10.7)	.57 (14.4)	.66 (16.8)
WSLT-9-02-1-01	.14 (3.6)	.53 (13.5)	.36 (9.1)	.77 (19.6)
WSLT-9-02A-1-01	.39 (10)	.64 (16.3)	.60 (15.2)	.88 (22.4)
WSLT-9-03-2-01	.56 (14.1)	.64 (16.3)	.76 (19.2)	.88 (22.4)
WSLT-9-03-3-01	.85 (21.7)	.71 (18)	1.06 (26.8)	.95 (24.1)

*UL94 V0 Nylon, RMS-19 available by special order.
To order, replace -01 with -19

Available by special order only. 5,000 piece minimum.

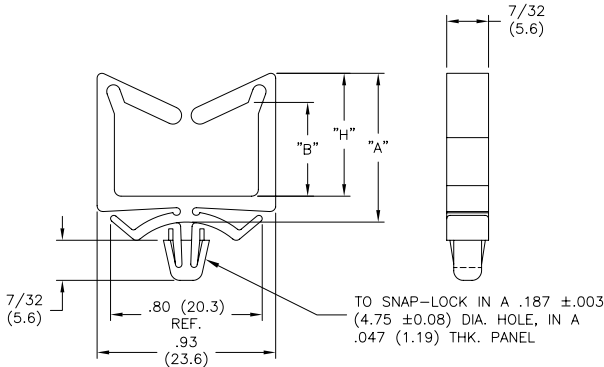
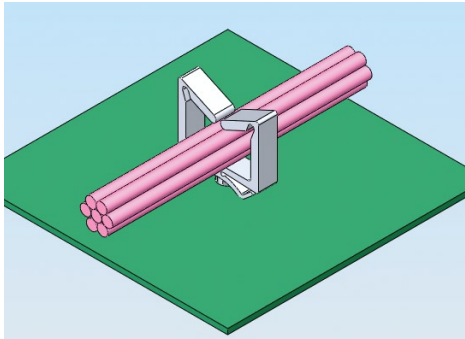
SMWSLT-1-156

Side Mount Wire Saddle



SMWSLT-1-156
Material: UL94 V0 Nylon 6/6, RMS-156
Color: Natural
Standard Pack: 1,000 per bag

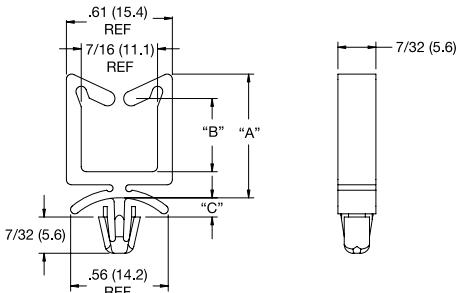
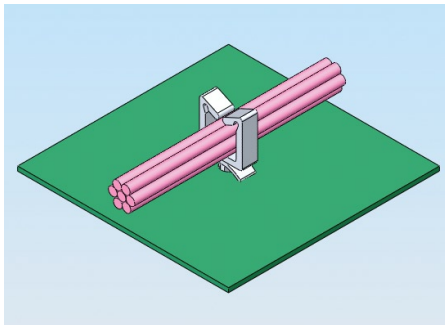
WWS Wide Wire Saddle



• UL #E71558

Standard Pack: 1,000 per bag				
Part No.		"A" Ref.	"B" Ref.	"H" Ref.
Mat'l: UL94 V2 Nylon 6/6, RMS-01	Mat'l: UL94 V0 Nylon 6/6, RMS-19			
WWS-A-2-01	WWS-A-2-19	.77 (19.6)	.50 (12.7)	.64 (16.3)
WWS-A-3-01	WWS-A-3-19	1.12 (28.5)	.85 (21.6)	.99 (25.2)

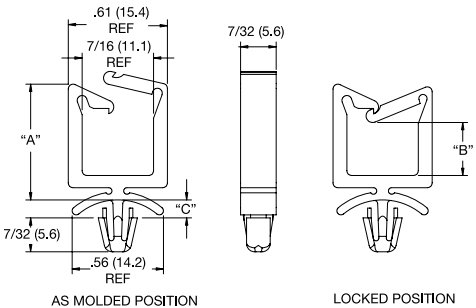
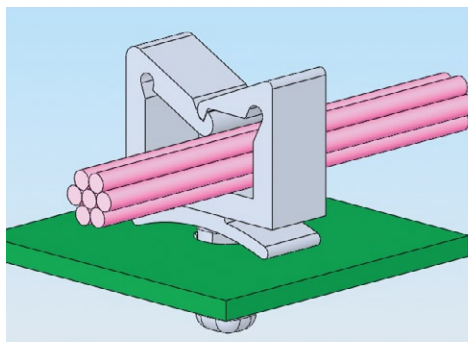
WS-A Wire Saddle, Arrowhead Mount



• UL #E71558

Part No.		Standard Pack: 1,000 per bag; Color: Natural				
Mat'l: UL94 V2 Nylon 6/6, RMS-01	Mat'l: UL94 V0 Nylon 6/6, RMS-19	"A" Ref.	"B" Ref.	"C" Ref.	Mounting Hole Dia.	Panel Thickness
WS-A-1-01	WS-A-1-19	.52 (13.2)	.19 (4.8)	.11 (2.8)	.187 (4.75)	.062 (1.6)
WS-A-2-01	WS-A-2-19	.71 (18)	.38 (9.7)			
WS-A-3-01	WS-A-3-19	1.07 (27.2)	.74 (18.8)			
WS-A-4-01	WS-A-4-19	1.38 (35)	1.05 (26.7)	.15 (3.8)		.125 (3.2)
WS-A-2-1-01	WS-A-2-1-19	.52 (13.2)	.19 (4.8)			
WS-A-2-2-01	WS-A-2-2-19	.71 (18)	.38 (9.7)			
WS-A-2-3-01	WS-A-2-3-19	1.07 (27.2)	.74 (18.8)			
WS-A-2-4-01	WS-A-2-4-19	1.38 (35)	1.05 (26.7)			

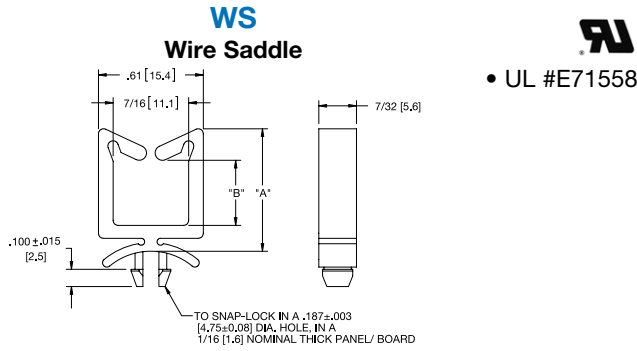
LWS-A Locking Wire Saddle, Arrowhead Mount



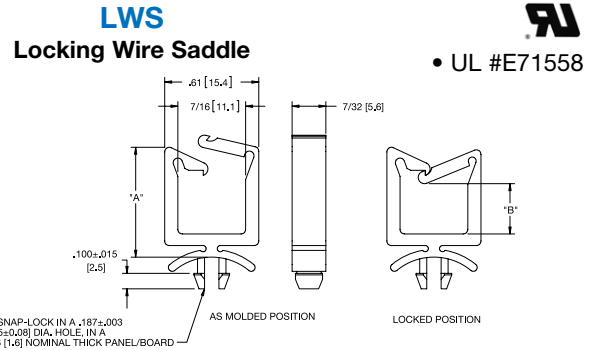
• UL #E71558

Part No.		Standard Pack: 1,000 per bag; Color: Natural				
Mat'l: UL94 V2 Nylon 6/6, RMS-01	Mat'l: UL94 V0 Nylon 6/6, RMS-19	"A" Ref.	"B" Ref.	"C" Ref.	Mounting Hole Dia.	Panel Thickness
LWS-A-1-01	LWS-A-1-19	.52 (13.2)	.14 (3.6)	.11 (2.8)	.187 (4.75)	.062 (1.6)
LWS-A-2-01	LWS-A-2-19	.71 (18)	.33 (8.4)			
LWS-A-3-01	LWS-A-3-19	1.07 (27.2)	.69 (17.5)			
LWS-A-4-01	LWS-A-4-19	1.38 (35)	1.00 (25.4)	.15 (3.8)		.125 (3.2)
LWS-A-2-1-01	LWS-A-2-1-19	.52 (13.2)	.14 (3.6)			
LWS-A-2-2-01	LWS-A-2-2-19	.71 (18)	.33 (8.4)			
LWS-A-2-3-01	LWS-A-2-3-19	1.07 (27.2)	.69 (17.5)			
LWS-A-2-4-01	LWS-A-2-4-19	1.38 (35)	1.00 (25.4)			

CABLE MANAGEMENT



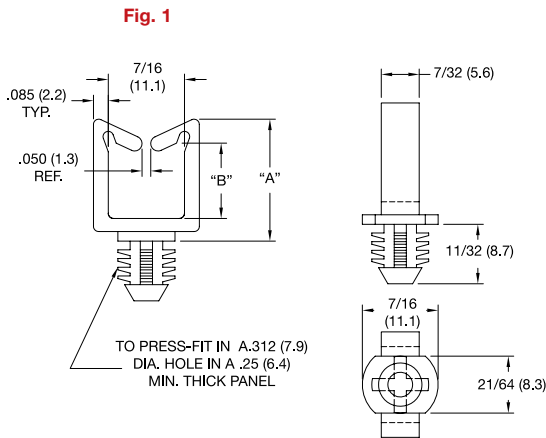
Standard Pack: 1,000 per bag; Color: Natural			
Part No.		"A" Ref.	"B" Ref.
Mat'l: UL94 V2 Nylon 6/6, RMS-01	Mat'l: UL94 V0 Nylon 6/6, RMS-19		
WS-1-01	WS-1-19	.52 (13.2)	.19 (4.8)
WS-2-01	WS-2-19	.71 (18)	.38 (9.7)
WS-3-01	WS-3-19	1.07 (27.2)	.74 (18.8)
WS-4-01	WS-4-19	1.38 (35)	1.05 (26.7)



Standard Pack: 1,000 per bag; Color: Natural			
Part No.		"A" Ref.	"B" Ref.
Mat'l: UL94 V2 Nylon 6/6, RMS-01	Mat'l: UL94 V0 Nylon 6/6, RMS-19		
LWS-1-01	LWS-1-19	.52 (13.2)	.14 (3.6)
LWS-2-01	LWS-2-19	.71 (18)	.33 (8.4)
LWS-3-01	LWS-3-19	1.07 (27.2)	.69 (17.5)
LWS-4-01	LWS-4-19	1.38 (35)	1.00 (25.4)

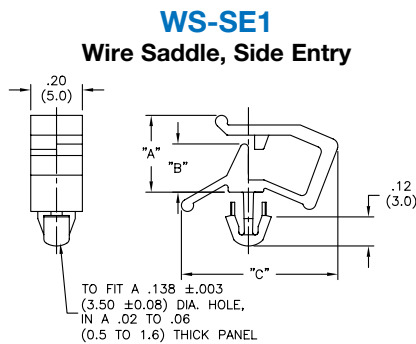
WSBH/LWSBH
Wire Saddle with Blind Hole Mount

• UL #E71558



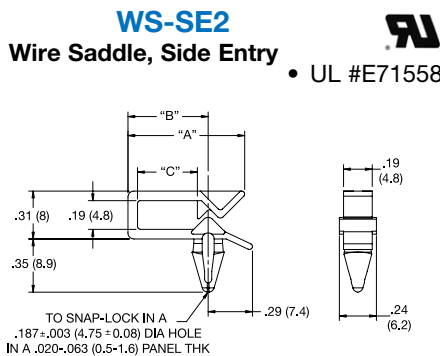
Mat'l: UL94 V2 Nylon 6/6, RMS-01*			
Standard Pack: 1,000 per bag; Color: Natural			
Part No.	"A" Ref.	"B" Ref.	Fig.
WSBH-1-01	.52 (13.2)	.19 (4.8)	1
WSBH-2-01	.71 (18)	.38 (9.7)	
WSBH-3-01	1.07 (27.2)	.74 (18.8)	
WSBH-4-01	1.38 (35)	1.05 (26.7)	2
LWSBH-1-01	.52 (13.2)	.14 (3.6)	
LWSBH-2-01	.71 (18)	.33 (8.4)	
LWSBH-3-01	1.07 (27.2)	.69 (17.5)	
LWSBH-4-01	1.38 (35)	1.00 (25.4)	

*Available in UL94 V0 material by special order.
To order, replace -01 with -19



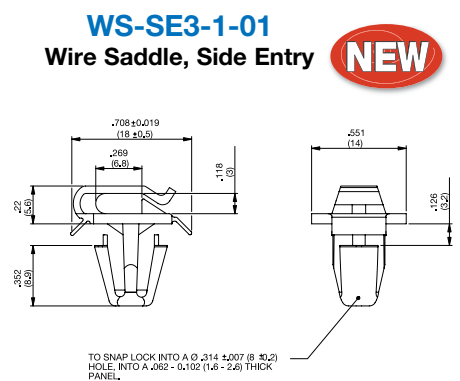
Mat'l: UL94 V2 Nylon 6/6, RMS-01*, Color: Natural			
Standard Pack: 1,000 per bag			
Part No.	"A" Ref.	"B"	"C" Ref.
WS-SE1-1-01	.19 (4.8)	.09 (2.4)	.50 (12.7)
WS-SE1-2-01	.26 (6.7)	.16 (4.2)	.59 (15.1)
WS-SE1-3-01	.34 (8.5)	.23 (5.7)	.81 (20.3)

*UL94 V0 Nylon available by special order.
To order, replace the -01 with -19



Material: Nylon 6/6, RMS-01* Color: Natural			
Part No.	Standard Pack: 1,000 per bag		
	"A"	"B"	"C"
WS-SE2-1-01	.65 (16.6)	.41 (10.5)	.28 (7.1)
WS-SE2-2-01	.77 (19.5)	.53 (13.4)	.39 (10)

*UL94 V0 Nylon, RMS-19 available by special order.
To order replace the -01 with -19



Mat'l: UL94 V2 Nylon 6/6, RMS-01* Color: Natural	
Standard Pack: 1,000 per bag	
Part No:	WS-SE3-1-01
*Parts are available in UL94 V0 material by special order. To order, replace -01 with -19.	

WS-SE-A Wire Saddle, Side Entry

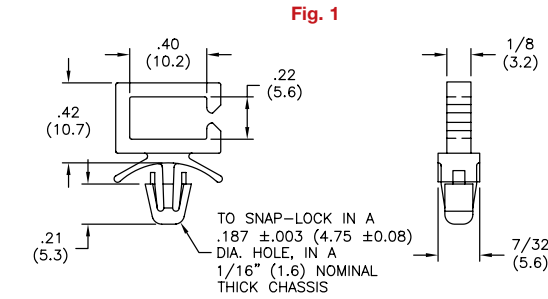


Fig. 2

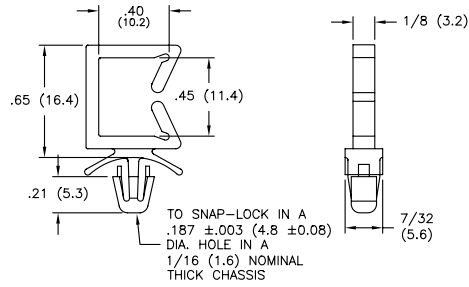


Fig. 4

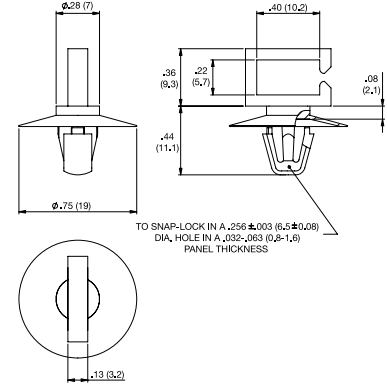
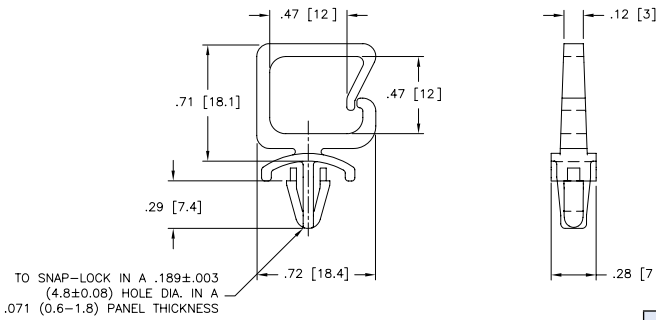


Fig. 3



Part No.		Standard Pack: 1,000 per bag
Mat'l: Nylon 6/6, RMS-01 Color: Natural	Mat'l: UL94 V0 Nylon 6/6, RMS-19 Color: Natural	Fig.
WS-SE-A-1-01	WS-SE-A-1-19	1
WS-SE-A-2-01	WS-SE-A-2-19	2
WS-SE-A-3-01	WS-SE-A-3-19	3
NEW WS-SE-A-4-01	WS-SE-A-4-19	4

WS-9/LWS-9 Wire Saddle, Quarter Turn

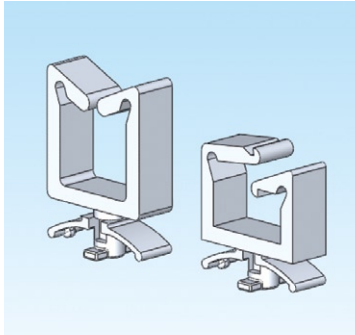


Fig. 1

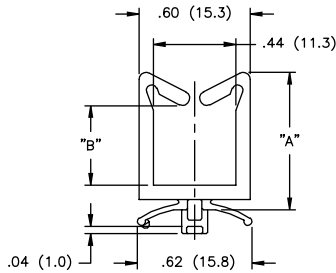
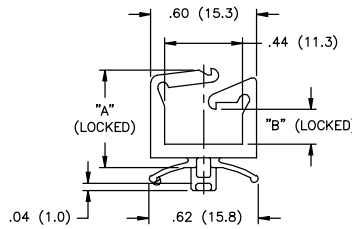
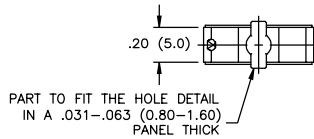
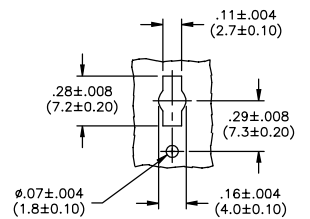


Fig. 2



MOUNTING HOLE DETAIL



Mat'l: UL94 V2 Nylon 6/6, RMS-01*			
Standard Pack: 1,000 per bag; Color: Natural			
Part No.	"A" Ref.	"B" Ref.	Fig.
WS-9-1-01	.51 (13)	.19 (4.8)	1
WS-9-2-01	.70 (17.8)	.39 (10)	
WS-9-3-01	1.06 (26.9)	.75 (19.1)	
WS-9-4-01	1.37 (34.8)	1.07 (27.2)	2
LWS-9-1-01	.51 (13)	.15 (3.8)	
LWS-9-2-01	.71 (18)	.39 (9.8)	
LWS-9-3-01	1.07 (27.2)	.75 (19)	
LWS-9-4-01	1.38 (35.1)	1.06 (26.8)	

*Available in UL94 V0 material by special order.
To order, replace -01 with -19

CABLE MANAGEMENT

WS-SR/LWS-SR

Wire Saddle- Snap Rivet Mount

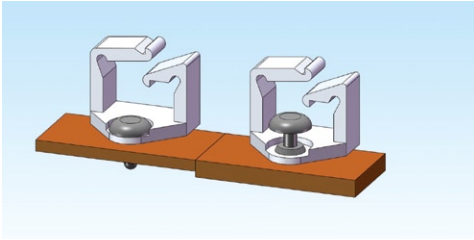


Fig. 1

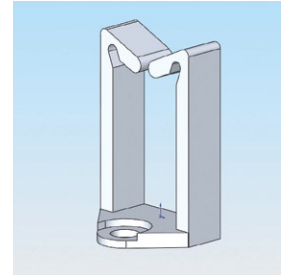
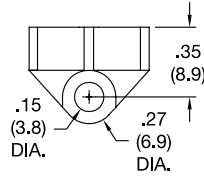
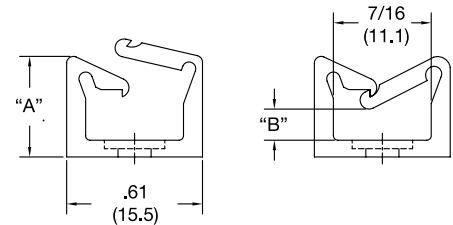
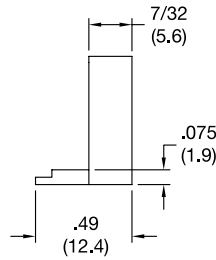
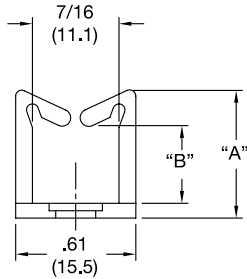


Fig. 2



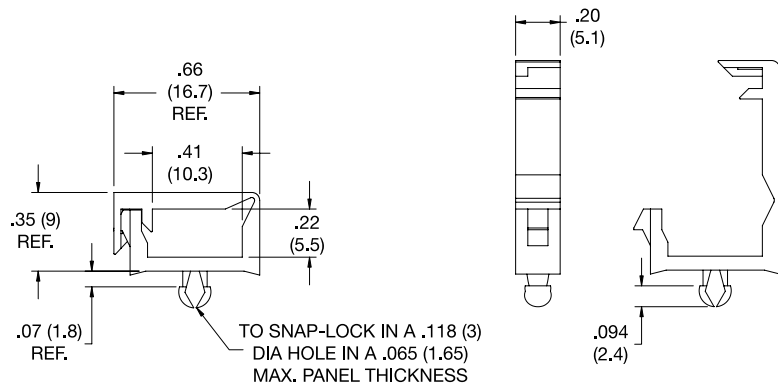
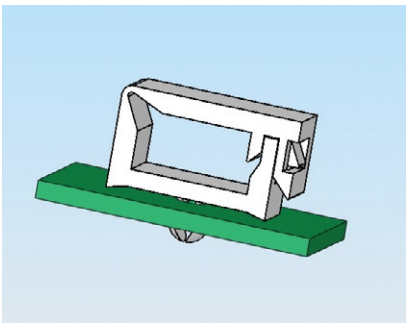
Mat'l: Nylon 6/6, RMS-01* Color: Natural				
Part No.	Standard Pack: 1,000 per bag			
Material: Nylon 6/6, RMS-01	"A" Ref.	"B" Ref.	Mounting Hole Dia.	Fig
WS-SR-1-01	.45 (11.4)	.17 (4.3)	.142 - .146 (3.6 - 3.7)	1
WS-SR-2-01	.64 (16.3)	.36 (9.1)		
WS-SR-3-01	1.00 (25.4)	.73 (18.5)		
WS-SR-4-01	1.31 (33.3)	1.04 (26.4)		
LWS-SR-1-01	.45 (11.4)	.14 (3.6)		2
LWS-SR-2-01	.64 (16.3)	.34 (8.6)		
LWS-SR-3-01	1.00 (25.4)	.72 (18.3)		
LWS-SR-4-01	1.31 (33.3)	1.00 (25.4)		

*Available in UL94 V0 material by special order only. To order, replace -01 with -19.

Use Richco Rivet No.	Standard Pack: 1,000 per bag
	For Chassis Thickness Range
SR-3535	.010-.046 (0.3-1.2)
SR-3545	.046-.081 (1.2-2.1)
SR-3550	.069-.105 (1.8-2.7)
SR-3555	.081-.120 (2.1-3)
SR-3560	.109-.144 (2.8-3.7)
SR-3570	.140-.180 (3.6-4.6)
SR-3580	.180-.219 (4.6-5.6)

WSLT-T-01A-19

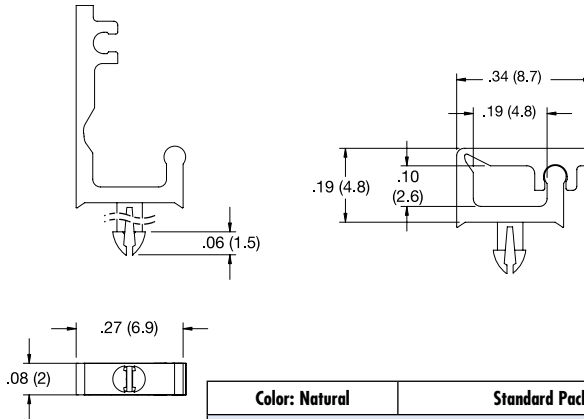
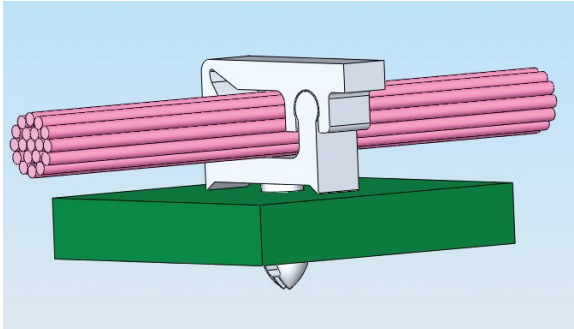
Wire Saddle Locking Top Teardrop



Material: UL94V0 Nylon 6/6, RMS-19 Color: Black
Standard Pack: 1,000 per Bag

MWSLT

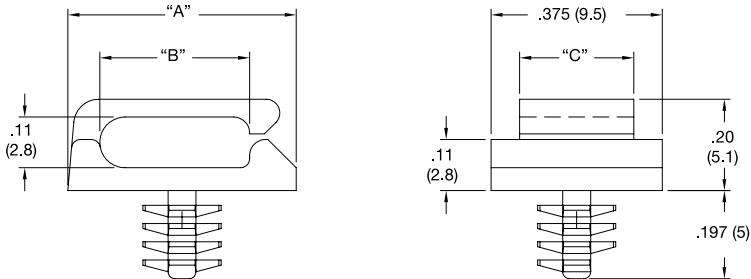
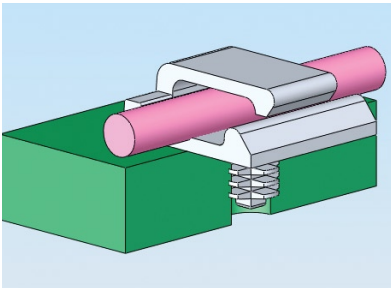
Micro Wire Saddle, Locking Top



Color: Natural		Standard Pack: 1,000 per bag	
Part No.		Panel Hole Dia.	Panel Thickness
Mat'l UL94 V2 Nylon 6/6, RMS-01	Mat'l UL94 V0 Nylon 6/6, RMS-19		
MWSLT-1-01	MWSLT-1-19	.093 (2.4)	
MWSLT1-1-01	MWSLT1-1-19		

MBHWSSE

Micro Blind Hole Mount Wire Saddle

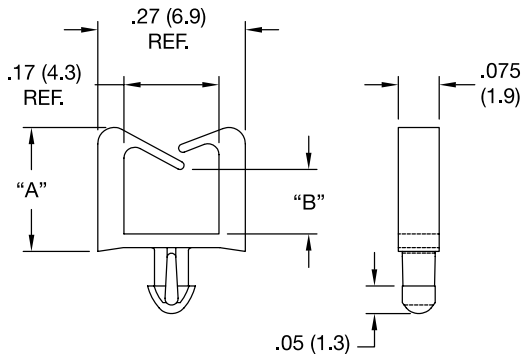
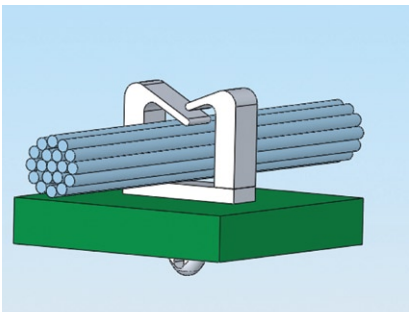


Material: UL94 V2 Nylon 6/6, RMS-01*				Color: Natural	
Standard Pack: 1,000 per bag					
Part No.	"A"	"B"	"C"	Mounting Hole Dia.	Panel Thickness
MBHWSSE-1-01	.50 (12.7)	.33 (8.3)	.25 (6.4)	.156 (4)	.04 - .16 (1 - 4.1)
MBHWSSE1-1-01	.67 (17)	.49 (12.5)	.315 (8)		

*UL94 V0 Nylon, RMS-19 available by special order. To order, replace -01 with -19.

MWS

Micro Wire Saddle



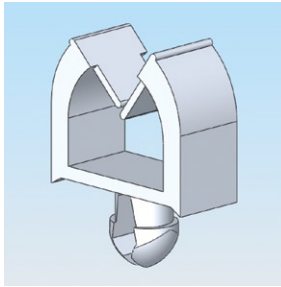
RU
 • UL #E71558
 Applies to
 MWS-1 only

Color: Natural				Standard Pack: 1,000 per bag	
Part No.		"A" Ref.	"B" Ref.	Mounting Hole Dia.	Panel Thickness
Mat'l: UL94 V2 Nylon 6/6, RMS-01	Mat'l: UL94 V0 Nylon 6/6, RMS-19				
MWS-1-01	MWS-1-19	.23 (5.8)	.12 (3)	.070 (1.75)	.062 (1.57)
MWS1-1-01	MWS1-1-19				.093 (2.36)
-	MWS-2-19	.44 (11.2)	.33 (8.5)		.063 (1.60)
-	MWS-3-19				.087 (2.20)

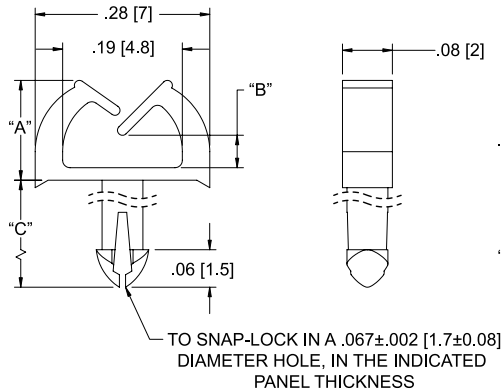
CABLE MANAGEMENT

MWSET

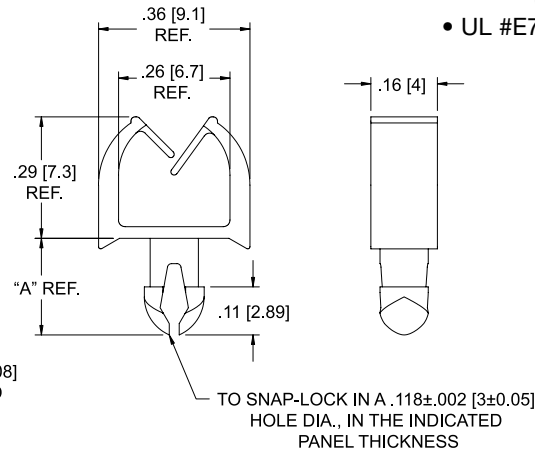
Micro Wire Saddle



MWSET1



MWSET2



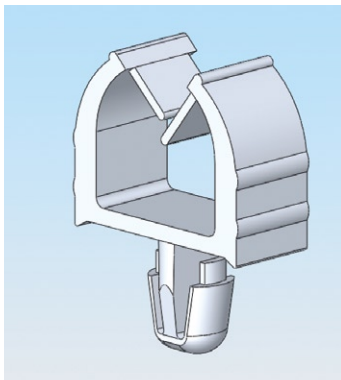
 • UL #E71558

Part No.		Color: Natural Standard Pack: 1,000 per bag			
Material: Nylon 6/6, RMS-01	Material: UL94 V0 Nylon 6/6, RMS-19	"A" Ref.	"B" Ref.	"C"	Panel Thickness
MWSET1-1-01	MWSET1-1-19	.16 (4)	.04 (0.9)	.13 (3.3)	.063 (1.6)
MWSET1-2-01	MWSET1-2-19	.24 (6)	.11 (2.9)		
MWSET1-1-1-01	MWSET1-1-1-19	.16 (4)	.04 (0.9)	.16 (4.1)	.093 (2.4)
MWSET1-2-1-01	MWSET1-2-1-19	.24 (6)	.11 (2.9)		

Part No.		Color: Natural Standard Pack: 1,000 per bag	
Material: Nylon 6/6, RMS-01	Material: UL94 V0 Nylon 6/6, RMS-19	"A" Ref.	Panel Thickness
MWSET2-1-01	MWSET2-1-19	.169 (4.29)	.039-.047 (1-1.2)
MWSET2-2-01	MWSET2-2-19	.189 (4.79)	.047-.063 (1.2-1.6)

MWSEA

Micro Wire Saddle



• UL #E71558

Fig. 1

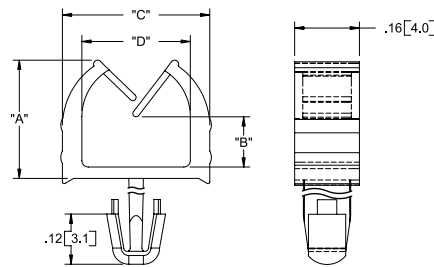
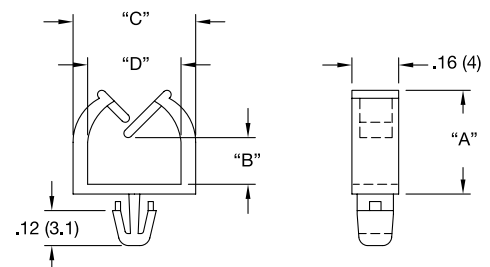
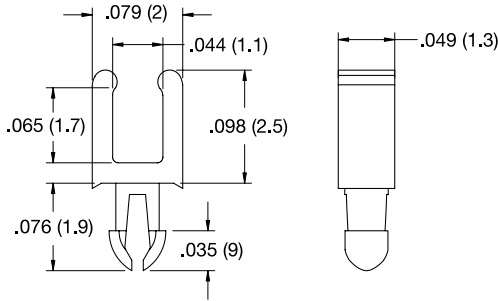
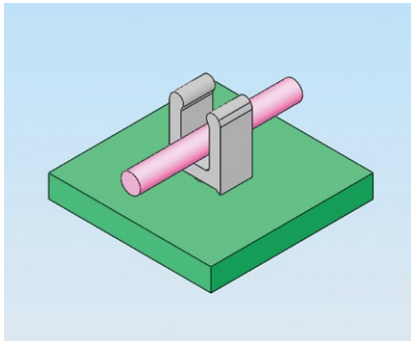


Fig. 2



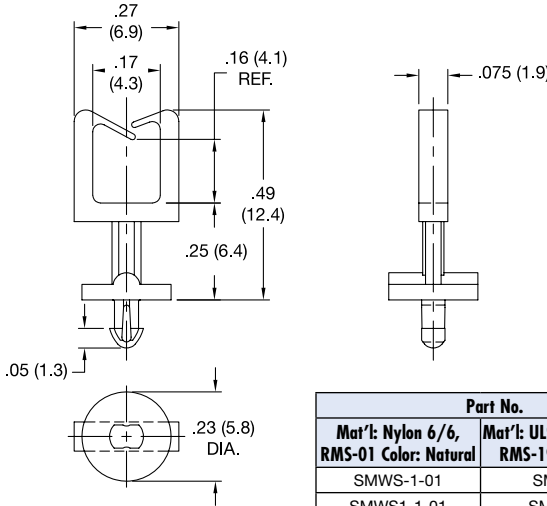
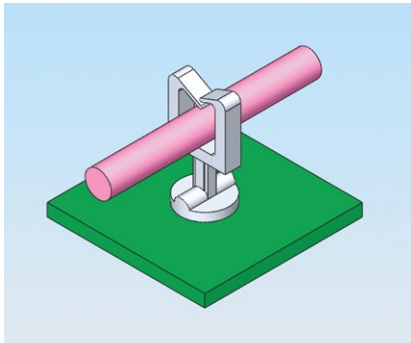
Standard Pack: 1,000 per bag Color: Natural										
Part No.	Hole Dia	Part No	Hole Dia	Panel Thickness	Material	"A" Ref.	"B" Ref.	"C" Ref.	"D" Ref	Fig
MWSEA1-1-01	.118 ± .002 (3 ± 0.05)	MWSEA2-1-01	.138 ± .002 (3.5 ± 0.05)	.063 (1.6)	Nylon 6/6, RMS-01	.29 (7.3)	.12 (3)	.36 (9.1)	.26 (6.6)	1
MWSEA1-1-19		MWSEA2-1-19			UL94 V0 Nylon 6/6, RMS-19					
MWSEA1-1-1-01		MWSEA2-1-1-01		.093 (2.4)	Nylon 6/6, RMS-01	.36 (9.1)	.16 (3.9)	.42 (10.8)	.32 (8.1)	
MWSEA1-1-1-19		MWSEA2-1-1-19			UL94 V0 Nylon 6/6, RMS-19					
MWSEA1-2-01		MWSEA2-2-01		.063 (1.6)	Nylon 6/6, RMS-01	.36 (9.1)	.16 (3.9)	.42 (10.8)	.32 (8.1)	
MWSEA1-2-19		MWSEA2-2-19			UL94 V0 Nylon 6/6, RMS-19					
MWSEA1-1-2-01		MWSEA2-1-2-01		.093 (2.4)	Nylon 6/6, RMS-01	.44 (11.2)	.24 (6)	.47 (12)	.36 (9.1)	
MWSEA1-1-2-19		MWSEA2-1-2-19			UL94 V0 Nylon 6/6, RMS-19					
MWSEA1-3-01		MWSEA2-3-01		.063 (1.6)	Nylon 6/6, RMS-01	.51 (13)	.30 (7.7)	.47 (12)	.36 (9.1)	
MWSEA1-3-19		MWSEA2-3-19			UL94 V0 Nylon 6/6, RMS-19					
MWSEA1-1-3-01		MWSEA2-1-3-01		.093 (2.4)	Nylon 6/6, RMS-01	.36 (9.1)	.16 (3.9)	.42 (10.8)	.32 (8.1)	
MWSEA1-1-3-19		MWSEA2-1-3-19			UL94 V0 Nylon 6/6, RMS-19					
MWSEA1-4-01		MWSEA2-4-01		.063 (1.6)	Nylon 6/6, RMS-01	.36 (9.1)	.16 (3.9)	.42 (10.8)	.32 (8.1)	
MWSEA1-4-19		MWSEA2-4-19			UL94 V0 Nylon 6/6, RMS-19					
MWSEA1-1-4-01		MWSEA2-1-4-01		.093 (2.4)	Nylon 6/6, RMS-01	.36 (9.1)	.16 (3.9)	.42 (10.8)	.32 (8.1)	
MWSEA1-1-4-19		MWSEA2-1-4-19			UL94 V0 Nylon 6/6, RMS-19					
-	MWSEA3-2-01	.063 (1.6)	Nylon 6/6, RMS-01	.36 (9.1)	.16 (3.9)	.42 (10.8)	.32 (8.1)			
-	MWSEA3-2-19		UL94 V0 Nylon 6/6, RMS-19							

PWS-1-104
Pico Wire Saddle



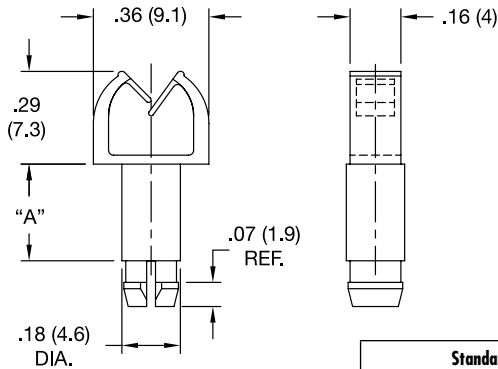
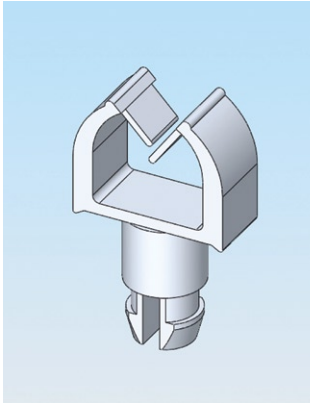
Material: UL94 V0 Nylon 6/6, RMS-104		
Color: Natural		
Standard Pack: 1,000 per bag		
Part No.	Mounting Hole Dia.	Panel Thickness
PWS-1-104	.040 (1)	.040 (1)

SMWS
Standoff Micro Wire Saddle



Part No.		Standard Pack: 1,000 per bag	
Mat'l: Nylon 6/6, RMS-01 Color: Natural	Mat'l: UL94 V0 Nylon 6/6, RMS-19 Color: Natural	Hole Dia.	Panel Thickness
SMWS-1-01	SMWS-1-19	.070 ± .002	.062 (1.57)
SMWS1-1-01	SMWS1-1-19	(1.78 ± 0.05)	.093 (2.36)

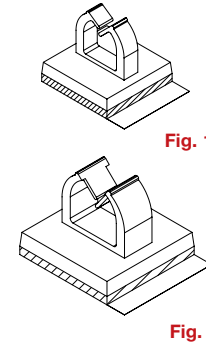
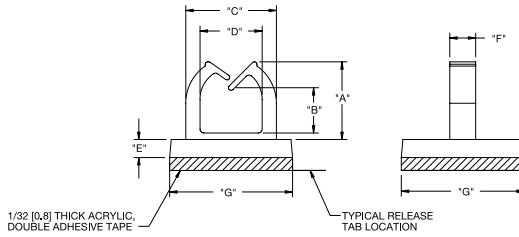
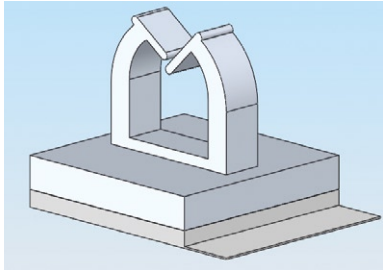
MWSELF
Stand-Off Micro Wire Saddle



Standard Pack: 1,000 per bag		Color: Natural		
Part No		"A"	Hole Dia.	Panel Thickness
Mat'l: UL94 V2 Nylon 6/6, RMS-01	Mat'l: UL94 V0 Nylon 6/6, RMS-19			
MWSELF-1-4.1-01	MWSELF-1-4.1-19	.16 (4.1)	.150 (3.80)	.063 (1.6)
MWSELF-1-7.7-01	MWSELF-1-7.7-19	.30 (7.7)		
MWSELF-2-4.1-01	MWSELF-2-4.1-19	.16 (4.1)		
MWSELF-2-7.7-01	MWSELF-2-7.7-19	.30 (7.7)		.079 (2)

MWSEB

Micro Wire Saddle on Adhesive Base

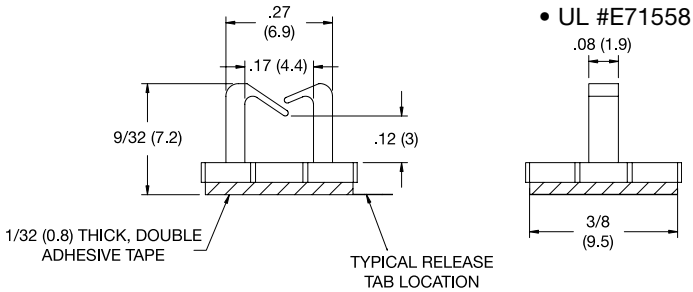


RU
• UL #E71558

Part No.		Color: Natural Standard Pack: 1,000 per bag								
Material: Nylon 6/6, RMS-01	Material: UL94 V0 Nylon 6/6, RMS-19	"A" Ref.	"B" Ref.	"C" Ref.	"D" Ref.	"E" Ref.	"F" Ref.	"G" Ref.	Adhesive Material	Fig
MWSEB-1-01A-RT	MWSEB-1-19A-RT	.16 (4)	.05 (1.3)	.28 (7)	.19 (4.8)	.06 (1.6)	.08 (2)	.37 (9.5)	RMS-151	1
MWSEB-2-01A-RT	MWSEB-2-19A-RT	.24 (6)	.13 (3.3)	.35 (9)	.26 (6.6)	.08 (2)	.16 (4)	.50 (12.7)		2
MWSEB-3-01A-RT	MWSEB-3-19A-RT	.29 (7.3)	.12 (3)							.43 (10.8)
MWSEB-4-01A-RT	MWSEB-4-19A-RT	.36 (9.2)	.19 (4.8)	.47 (11.9)	.36 (9.1)					
MWSEB-5-01A-RT	MWSEB-5-19A-RT	.44 (11.2)	.23 (5.8)							
MWSEB-6-01A-RT	MWSEB-6-19A-RT	.51 (13)	.33 (8.4)							

MWSB

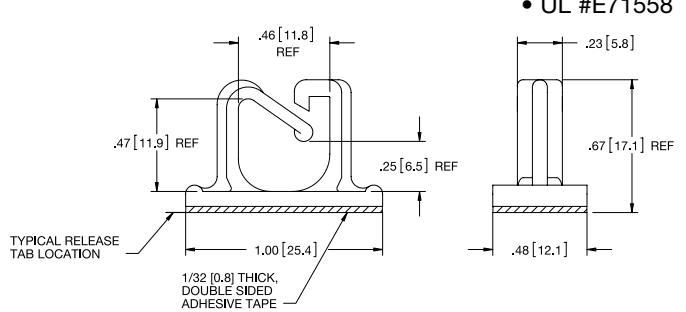
Micro Wire Saddle on Adhesive Base



Adhesive Material: Acrylic, RMS-15	
Standard Pack: 1,000 per bag	
Part No.	
Mat'l: Nylon 6/6, RMS-01 Color: Natural	Mat'l: UL94 V0 Nylon 6/6, RMS-19 Color: Natural
MWSB-1-01A-RT	MWSB-1-19A-RT

WSB-2-01A-RT

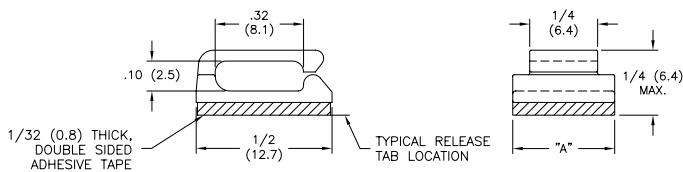
Wire Saddle on Adhesive Base



Material: Nylon 6/6, RMS-01* • Adhesive Back: RMS-15 Color: Natural
Standard Pack: 1,000 per bag
*UL94 V0 Material, RMS-19 available by special order. To order, replace -01 with -19

MWSSEB/MWSSEBE

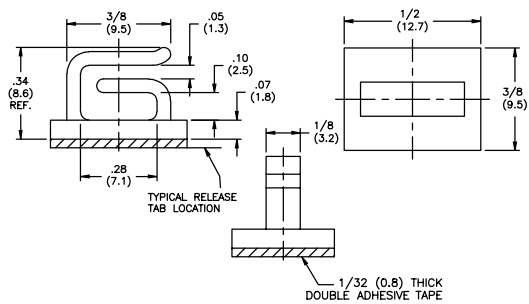
Side Entry Micro Wire Saddle on Adhesive Base



Color: Natural Standard Pack: 1,000 per bag		"A"	Adhesive Material
Part No.			
Material: Nylon 6/6, RMS-01	Material: UL94 V0 Nylon 6/6, RMS-19		
MWSSEB-1-01A-RT	MWSSEB-1-19A-RT	3/8 (9.5)	RMS-15
MWSSEBE-1-01A-RT	MWSSEBE-1-19A-RT	1/2 (12.7)	

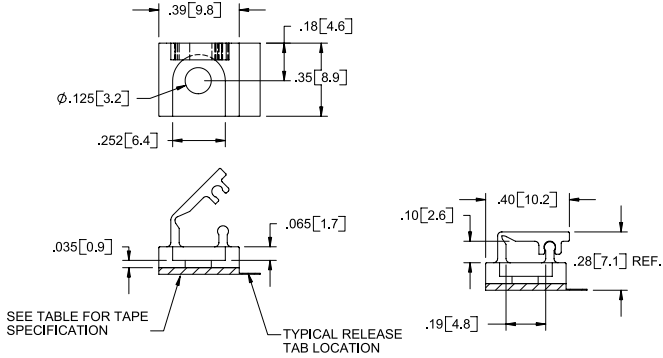
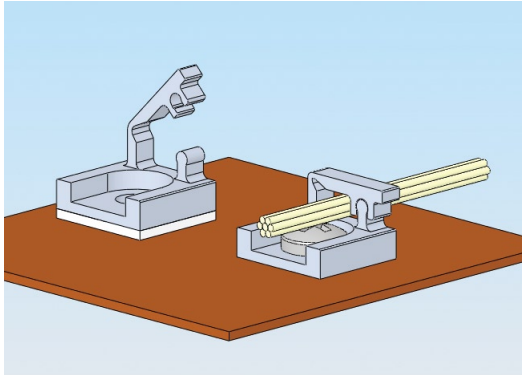
MOFNSB

Mini Optical Fiber Network Saddle on Adhesive Base



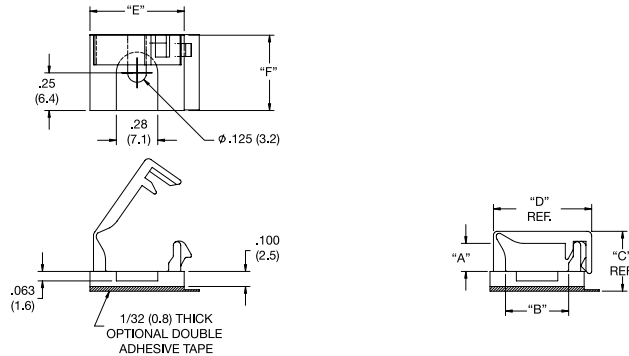
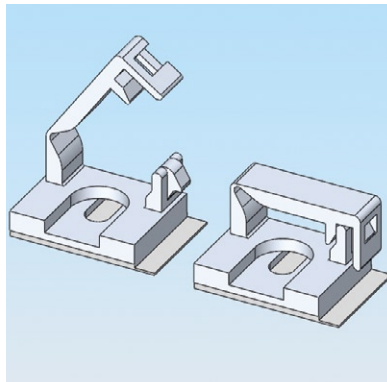
Adhesive Back: RMS-15	
Standard Pack: 1,000 per bag	
Part No.	
Mat'l: Nylon 6/6, RMS-01 Color: Natural	Mat'l: UL94 V0 Nylon 6/6, RMS-19 Color: Natural
MOFNSB-2-01A-RT	MOFNSB-2-19A-RT

MWSLTB Micro Wire Saddle Locking Top on Base



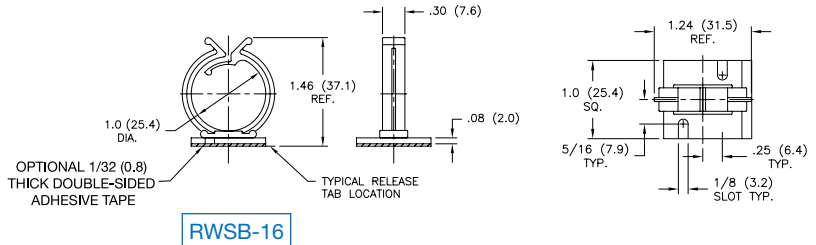
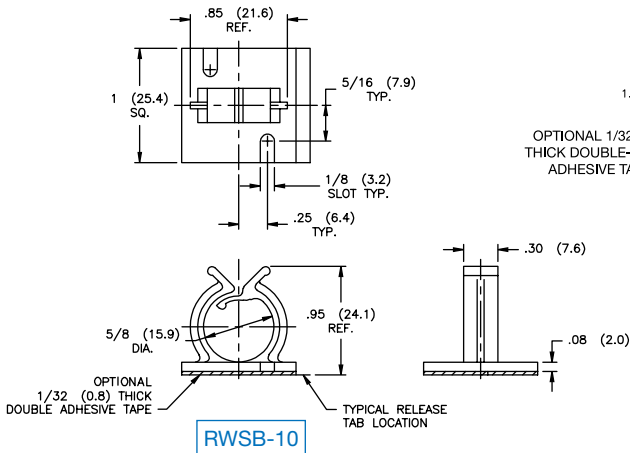
Material: UL94 V0 Nylon 6/6, RMS-19 • Color: Natural	
Standard Pack: 1,000 per bag	
Part No.	Mounting Method
MWSLTB-1-19A-RT	Acrylic Adhesive, RMS-15, 1/32 (0.8) thick
MWSLTB-1-19	Any *SR-30XX rivet or #4 or M3 screw
*See Pg. 47 for SR series rivets	

WSLTB Wire Saddle Locking Top on Base



Mat'l: UL94 V0 Nylon 6/6, RMS-19 • Color: Natural							
Standard Pack: 1,000 per bag							
Part No.	"A"	"B"	"C" Ref.	"D" Ref.	"E"	"F"	Mounting Method
WSLTB-01A-19A-RT	.19 (4.8)	.42 (10.7)	.41 (10.4)	.66 (16.8)	.63 (16)	.50 (12.7)	Acrylic Adhesive, RMS-15
WSLTB-01A-19	.19 (4.8)	.42 (10.7)	.38 (9.6)	.66 (16.8)	.63 (16)		Any *SR-3XXX rivet or #4 or M3 screw
WSLTB-02A-19A-RT	.39 (10)	.64 (16.3)	.61 (15.5)	.88(22.4)	.85 (21.5)	.50 (12.7)	Acrylic Adhesive, RMS-15
WSLTB-02A-19	.39 (10)	.64 (16.3)	.58 (14.7)	.88(22.4)	.85 (21.5)		Any *SR-3XXX rivet or #4 or M3 screw
*See Pg. 47 for SR series rivets							

RWSB Round Wire Saddle on Base

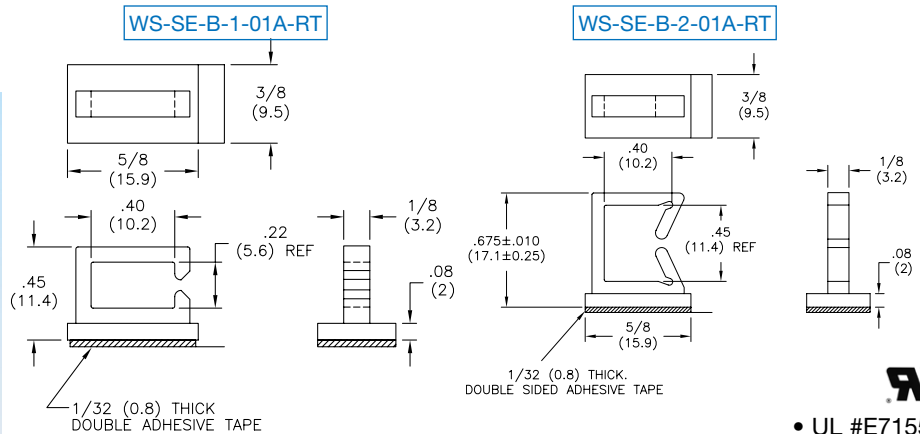
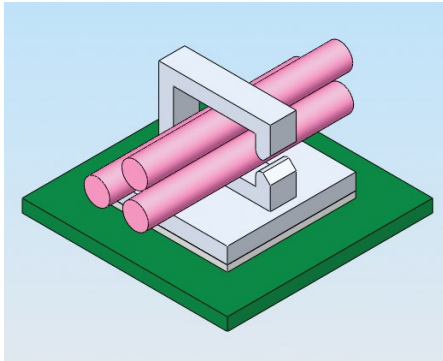


Material: Nylon 6/6, RMS-01*; Adhesive Back, RMS-15 • Color: Natural			
Standard Pack: 1,000 per bag			
RWSB-10		RWSB-16	
W/O Tape	With Tape	W/O Tape	With Tape
RWSB-10-01	RWSB-10-01A-RT	RWSB-16-01	RWSB-16-01A-RT
*UL94 V0 Nylon, RMS-19 available by special order. To order, replace -01 with -19.			

CABLE MANAGEMENT

WS-SE-B

Side Entry Wire Saddle
on Adhesive Base

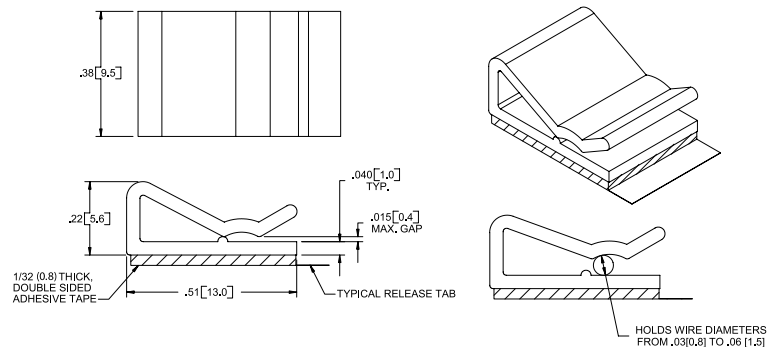
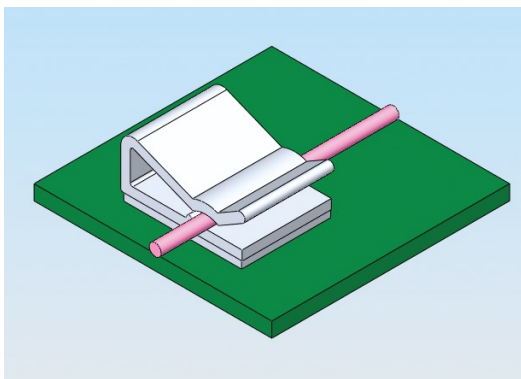


UL
• UL #E71558

Material: UL94 V2 Nylon 6/6, RMS-01*	
Standard Pack: 1,000 per bag	Color: Natural
Part No.	Adhesive
WS-SE-B-1-01A-RT	Acrylic, RMS-15
WS-SE-B-2-01A-RT	
<i>*UL94 V0 nylon, RMS-19 available by special order. To order, replace -01 with -19.</i>	

SWC-0

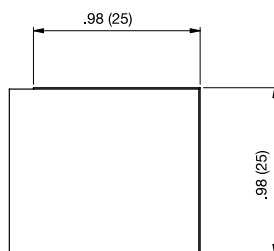
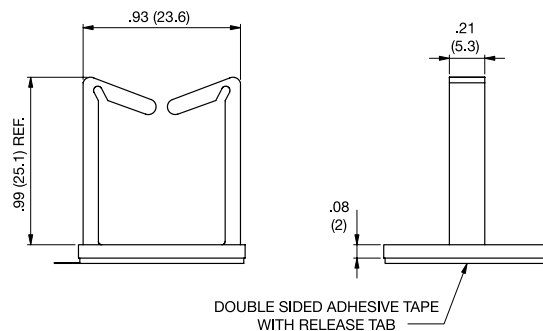
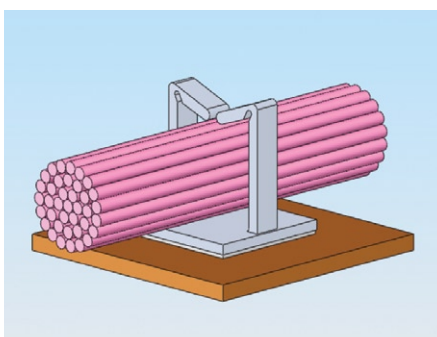
Single Wire Clip on Adhesive Base



Mat'l: UL94 V1 PPE/PS, RMS-05; Adhesive back, RMS-15 • Color: White
Standard Pack: 1,000 per bag

WWSB-3-148A-RT

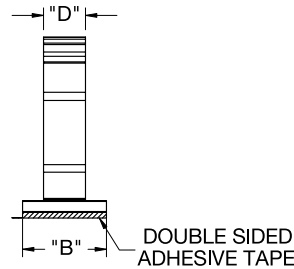
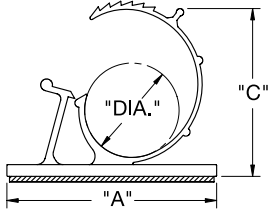
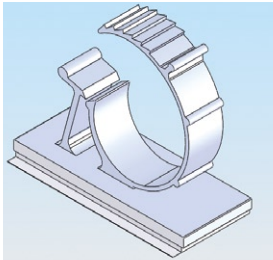
Wire Saddle on Adhesive Base



WWSB-3-148A-RT
Mat'l: Nylon 6/6, RMS-148 Double Adhesive Back, RMS-324
Color: Natural
Standard Pack: 500 per bag

AKKL

Adjustable Kwik Klip



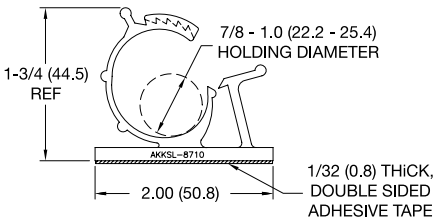
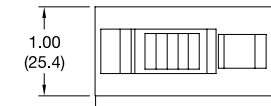
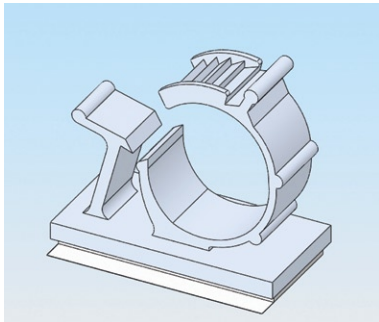
- UL #E71558
- Does not apply to AKKL-10112 size

Color: Natural		Standard Pack: 100 per bag					
Part No.		Bundle Dia. Range Ref.	"A"	"B"	"C" Ref.	"D"	Adhesive
Mat'l UL94 V2 Nylon 6/6, RMS-01	Mat'l UL94 V0 Nylon 6/6, RMS-19						
AKKL-2140A-RT	AKKL-2140A-RT-19	.215-.258 (5.5-6.5)	.85 (21.6)	.650 (16.5)	.708 (18)	.39 (10)	1/32 (0.8) Thick Acrylic, RMS-136
AKKL-3140A-RT	AKKL-3140A-RT-19	.312-.406 (7.9-10.3)	1.0 (25.4)	.750 (19.1)	.866 (22)	.40 (10.2)	1/32 (0.8) Thick Acrylic, RMS-15
AKKL-4756A-RT	AKKL-4756A-RT-19	.469-.562 (11.9-14.3)	1.25 (31.8)		1.09 (27.7)		
AKKL-5775A-RT	AKKL-5775A-RT-19	.578-.750 (14.7-19.1)	1.50 (38.1)		1.25 (31.8)		
AKKL-8710A-RT	AKKL-8710A-RT-19	.875-1.00 (22.2-25.4)	2.0 (50.8)	1.00 (25.4)	1.75 (44.5)	.50 (12.7)	1/16 (1.6) Thick Acrylic, RMS-15
AKKL-10112A-RT	AKKL-10112A-RT-19	1.00-1.25 (25.4-31.7)	2.5 (63.5)		2.00 (50.8)		

Parts available without adhesive by special order.

AKKSL-8710A-RT

Adjustable Side Locking Clip on Base



Material: UL94 V2 Nylon 6/6, RMS-01*; Adhesive: RMS-15
Color: Natural
Standard Pack: 100 per bag
Part No.
AKKSL-8710A-RT
*UL94 V0 nylon, RMS-19 available by special order. To order, add -19 to the end of the part no.
Parts are available without adhesive by special order.

KKL

L Style Locking Clamp on Adhesive Base

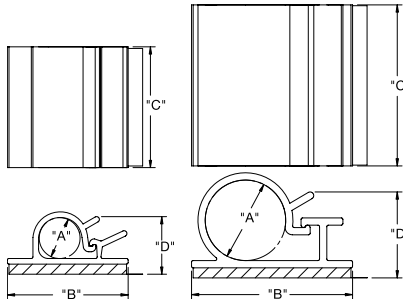
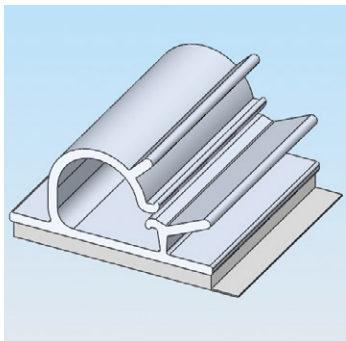


Fig. 1

Fig. 2

Material: UL94 V0 PVC, RMS-04*; Adhesive: 1/16 (1.6) thick, RMS-15						
Color: Grey						
Part No.	Holding Capacity "A"	"B"	"C"	"D" at Max. Capacity Ref.	Fig.	Standard Pack
KKL-4-RT	1/4 (6.4)	3/4 (19.7)	3/4 (19.7)	3/8 (9.5)	1	500
KKL-8-RT	1/2 (12.7)	1 (25.4)	1 (25.4)	27/32 (21.4)	2	100
KKL-12-RT	3/4 (19.1)			1 (25.4)		

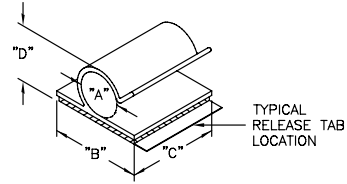
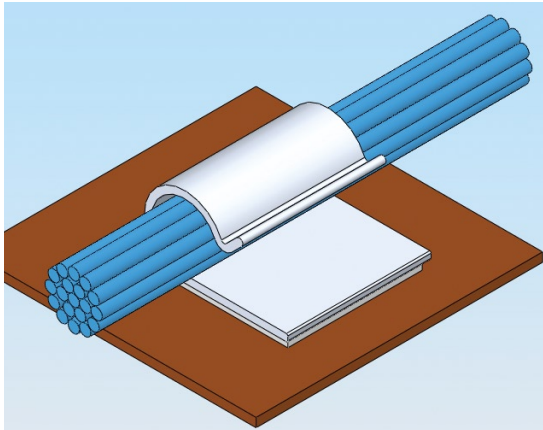
*Available in clear PVC, RMS-32 by special order.

Custom lengths available by special order.

CABLE MANAGEMENT

KKC

C Style Clamp on Adhesive Base

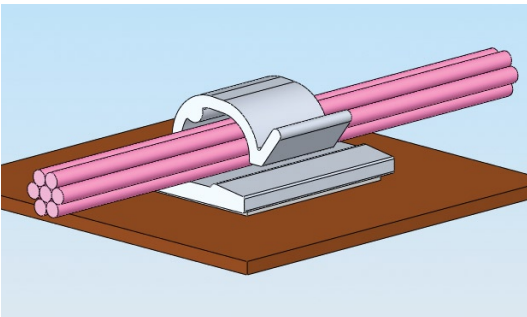


Material: PVC, RMS-04* • Adhesive Back, 1/16 (1.6) thick, RMS-15 Color: Grey

Part No.	Holding Capacity "A"	"B" ±.015 (0.4)	"C" ±.02 (0.5)	"D" At Max Capacity Ref.	Standard Pack
KKC-2-RT	1/8 (3.2)	3/4 (19.1)	3/4 (19.1)	.31 (7.9)	500
KKC-3-RT	3/16 (4.8)			.33 (8.4)	
KKC-4-RT	1/4 (6.4)			.42 (10.7)	
KKC-5-RT	5/16 (7.9)			.48 (12.2)	
KKC-6-RT	3/8 (9.5)			.60 (15.2)	
KKC-8-RT	1/2 (12.7)	1 (25.4)	1 (25.4)	.69 (17.5)	100
KKC-12-RT	3/4 (19.1)			.94 (23.9)	

**Also available in clear PVC, RMS-32 by special order.
Custom lengths available by special order.*

WCK/MWCK Wire Cord Klip



Mat'l: UL94 V2 Nylon 6/6, RMS-01* Color: Natural

Standard Pack: 1,000 per bag

Part No.	Fig	Adhesive Material
WCK-180-01A-RT	1	RMS-15
WCK-720-01A-RT	2	
WCK-460-01A-RT	3	
MWCK-460-01A4-RT	4	RMS-324
WCK-280-01A4-RT	5	

**Parts are available in UL94 V0 material by special order only. To order, replace -01 with -19.
Available without adhesive by special order.*

UL
• UL #E71558

Fig. 1

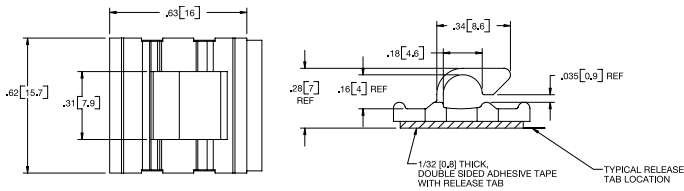
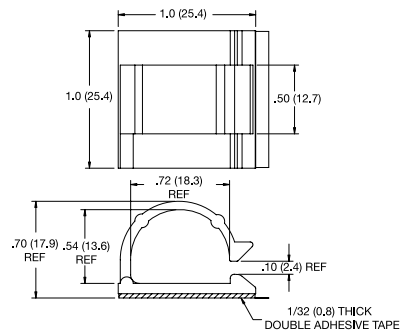


Fig. 2



UL
• UL #E71558

Fig. 3

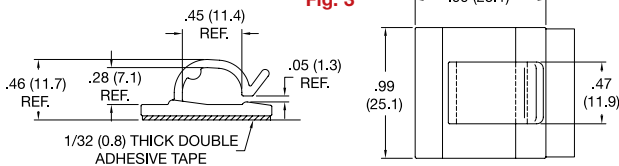


Fig. 4

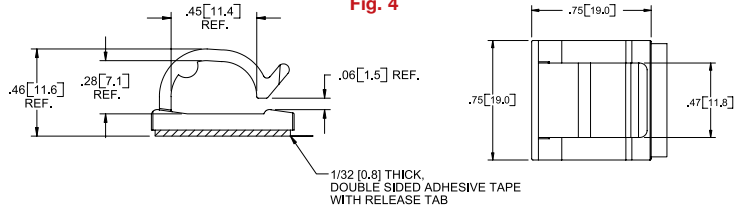
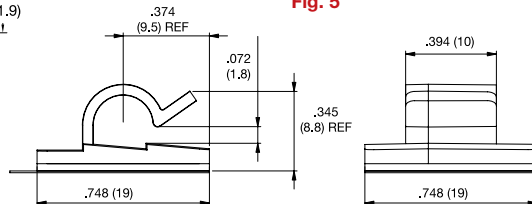


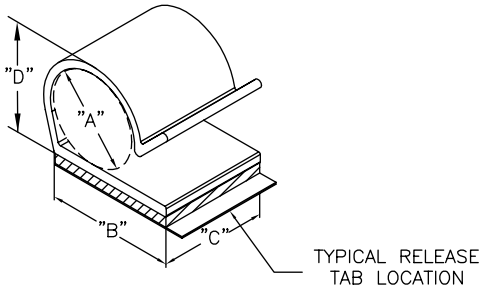
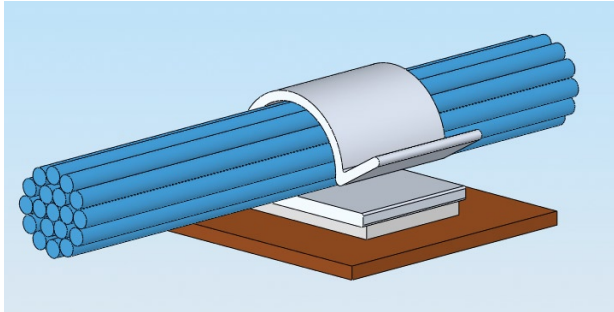
Fig. 5



To Hold .22 - .26 (5.5-6.5) Dia. Cable

KKR-5A1-RT

R Style Clamp on Adhesive Base



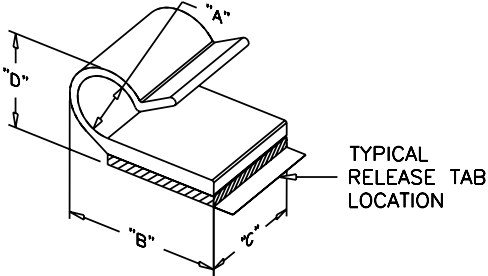
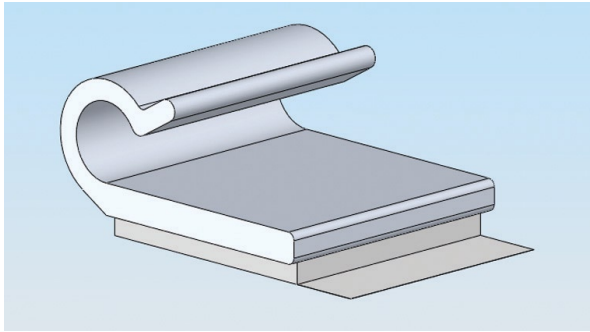
Material: Rigid PVC, RMS-04* • Color: Grey
Standard Pack: 500 per bag

Part No.	Holding Capacity "A"	"B" ±.020 (0.5)	"C" ±.020 (0.5)	"D" at Max. Capacity Ref.	Double Sided Adhesive Tape 1/16 (1.6) thick
KKR-5A1-RT	.521 (13.2)	.750 (19.1)	.625 (15.9)	.680 (17.3)	Rubber, RMS-102

**Also available in clear PVC, RMS-32 by special order.*
Custom lengths available by special order.

MKKJ

Mini J Style Clamp on Adhesive Base



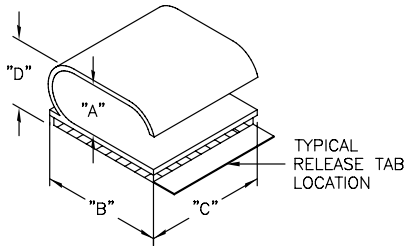
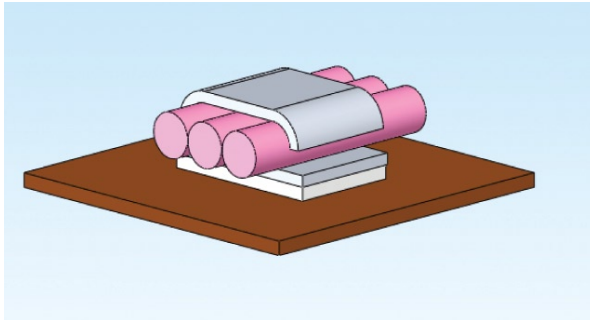
Material: Rigid PVC, RMS-32 • Adhesive Back, 1/32 (0.8) thick, RMS-15 Color: Clear
Standard Pack: 1,000 per bag

Part No.	Holding Capacity "A"	"B" ±.015 (0.4)	"C" ±.02 (0.5)	"D" At Max Capacity Ref.
MKKJ-2-RT	1/8 (3.2)	7/16 (11.1)	3/8 (9.5)	15/64 (6)
MKKJ-3-RT	3/16 (4.8)	5/8 (15.9)	7/16 (11.1)	21/64 (8.3)
MKKJ-4-RT	1/4 (6.4)	21/32 (16.7)	1/2 (12.7)	13/32 (10.3)
MKKJ-5-RT	5/16 (7.9)	13/16 (20.6)	9/16 (14.3)	31/64 (12.3)
MKKJ-6-RT	3/8 (9.5)	7/8 (22.2)	5/8 (15.9)	9/16 (14.3)

Custom lengths available by special order.

KKF

F Style Clamp on Adhesive Base



Material: PVC, RMS-04* • Adhesive Back, 1/16 (1.6) thick, RMS-15 Color: Grey
Standard Pack: 100 per bag

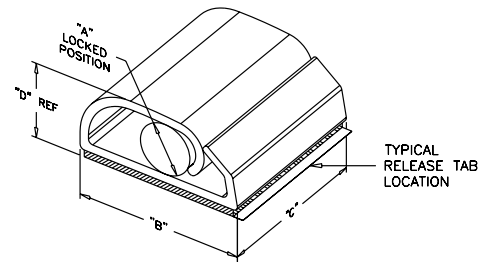
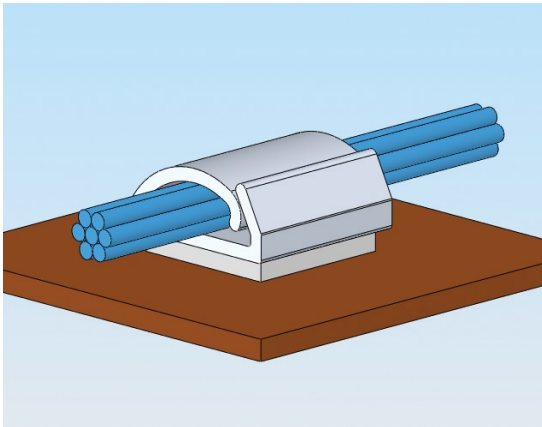
Part No.	Holding Capacity "A"	"B" ±.030 (0.8)	"C" ±.02 (0.5)	"D" At Max Capacity Ref.
KKF-10X4-RT	9/16 x 13/64 (14.3 x 5.2)	3/4 (19.1)	3/4 (19.1)	23/64 (9.1)

**Also available in clear PVC, RMS-32 by special order.*
Custom lengths available by special order.

CABLE MANAGEMENT

KKDL

DL Style Clamp on Adhesive Base



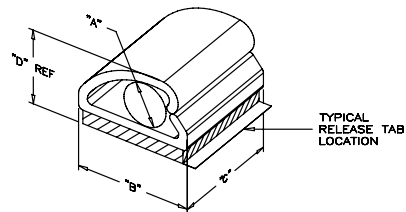
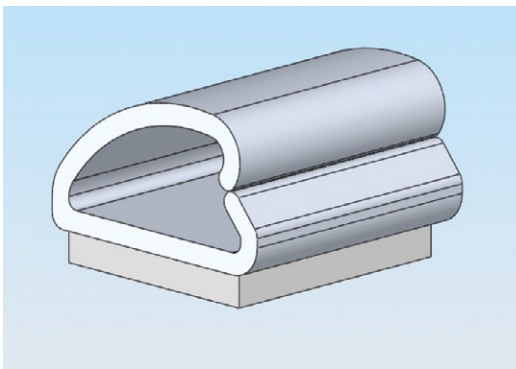
Material: PVC, RMS-04* • Adhesive Back, 1/16 (1.6) thick, RMS-15 Color: Grey

Part No.	Holding Capacity "A"	"B" ±.015 (0.4)	"C" ±.02 (0.5)	"D" At Max Capacity Ref.	Standard Pack per bag
KKDL-4-RT	1/8 (3.2)	1/2 (12.7)	1/2 (12.7)	.28 (7.1)	500
KKDL-8-RT	7/32 (5.6)	3/4 (19.1)	3/4 (19.1)	.43 (10.9)	100

*Also available in clear PVC, RMS-32 by special order.
Custom lengths available by special order.

KKD

D Style Clamp on Adhesive Base



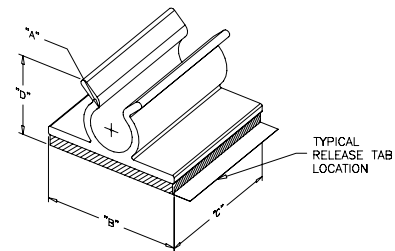
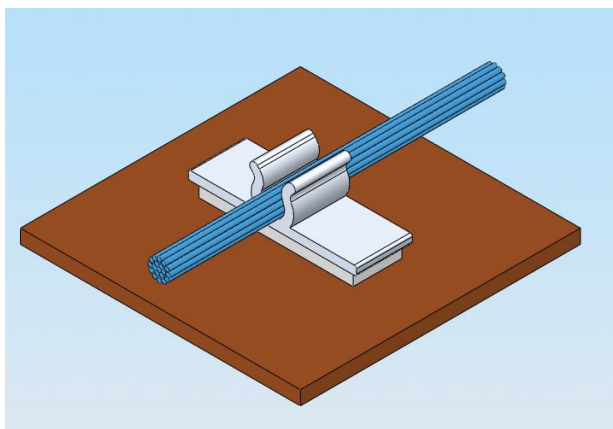
Material: PVC, RMS-04* • Adhesive Back, 1/16 (1.6) thick, RMS-15 Color: Grey

Part No.	Holding Capacity "A"	"B" ±.02 (0.5)	"C" ±.02 (0.5)	"D" At Max Capacity Ref.	Standard Pack
KKD-4-RT	1/4 (6.4)	1/2 (12.7)	1/2 (12.7)	.40 (10.2)	500
KKD-8-RT	1/2 (12.7)	3/4 (19.1)	3/4 (19.1)	.73 (18.5)	100
KKD-12-RT	3/4 (19.1)	1 - 1/8 (28.6)	1 (25.4)	1.02 (25.9)	
KKD-16-RT	1 (25.4)	1 - 1/2 (38.1)	1 - 1/4 (31.8)	1.30 (33)	

*Also available in clear PVC, RMS-32 by special order.
Custom lengths available by special order.

KKU

U Style Clamp on Adhesive Base



Material: PVC, RMS-04* • Adhesive Back, 1/16 (1.6) thick, RMS-15 Color: Grey

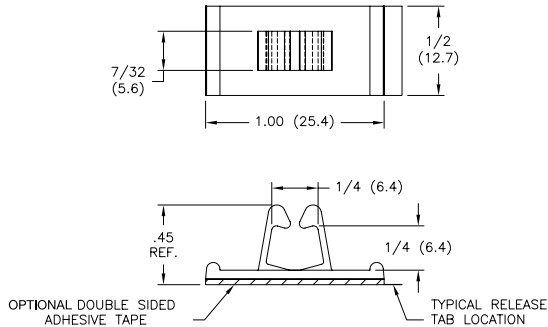
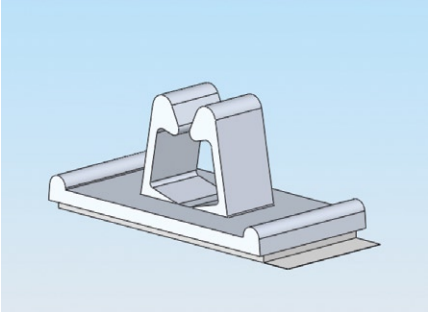
Part No.	Holding Capacity "A"	"B" ±.015 (0.4)	"C" ±.02 (0.5)	"D" At Max Capacity Ref.	Standard Pack
KKU-2-RT	1/8 (3.2)	3/4 (19.1)	3/4 (19.1)	9/32 (7.1)	500
KKU-4-RT	1/4 (6.4)			15/32 (11.9)	
KKU-6-RT	3/8 (9.5)			19/32 (15.1)	
KKU-8-RT	1/2 (12.7)	1 (25.4)	1 (25.4)	11/16 (17.5)	100
KKU-9-RT	9/16 (14.3)			3/4 (19.1)	
KKU-12-RT	3/4 (19.1)			29/32 (23)	

*Also available in clear PVC, RMS-32 by special order.
Custom lengths available by special order.

WCB-250-01A-RT Cord Clip on Base

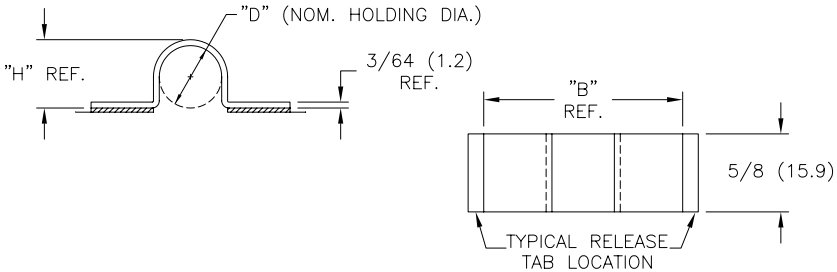
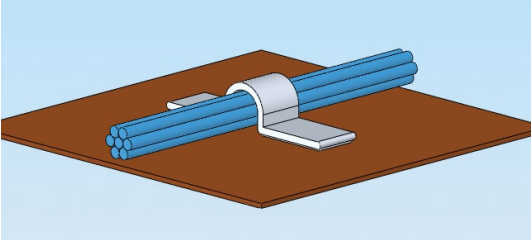


• UL #E71558



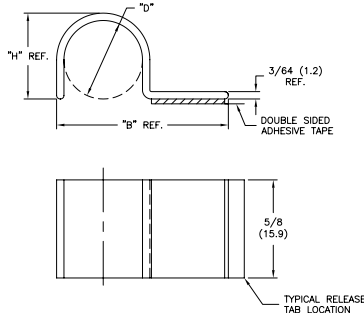
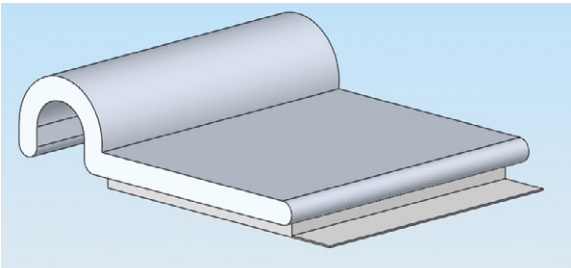
Part No.	Base Material	Adhesive Material	Color	Standard Pack
WCB-250-01A-RT	Nylon 6/6, RMS-01*	Acrylic, RMS-15	Natural	1,000
*Available in UL94 V0 material by special order only. To order, replace -01 with -19.				
Parts available without adhesive by special order				

UC U-Clip with Adhesive Base



Material: PVC, RMS-04* • Adhesive Back 1/32 (0.8): RMS-15 • Color: Black			
Part No.	Standard Pack: 1,000 per bag		
	"D" Bundle Dia.	"B"	"H"
UC-2-RT	1/8 (3.2)	1 - 7/32 (30.9)	11/64 (4.4)
UC-4-RT	1/4 (6.4)	1 - 11/32 (34.1)	19/64 (7.5)
*Also available in clear PVC, RMS-32 by special order.			
Custom lengths available by special order.			

HUC Half U-Clip with Adhesive Base

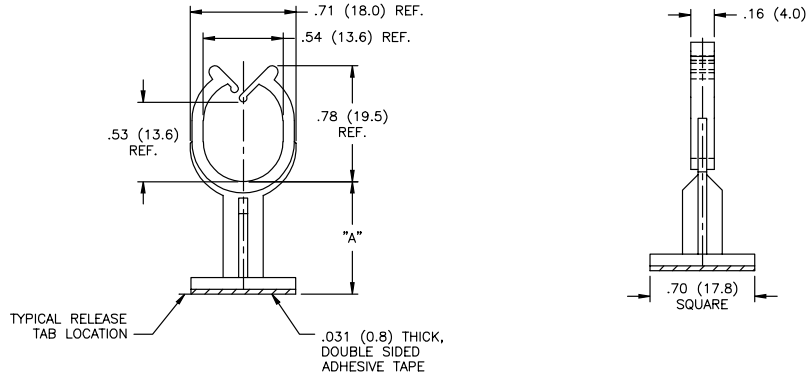
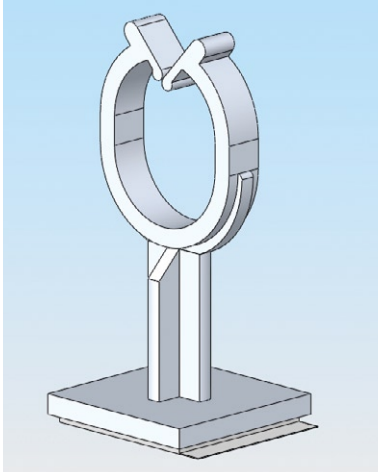


Material: PVC, RMS-04* • Adhesive Back 1/32 (0.8): RMS-15 • Color: Black			
Part No.	Standard Pack: 1,000 per bag		
	"D" Bundle Dia.	"B"	"H"
HUC-2-RT	1/8 (3.2)	23/32 (18.3)	11/64 (4.4)
HUC-4-RT	1/4 (6.4)	27/32 (21.4)	19/64 (7.5)
*Also available in clear PVC, RMS-32 by special order.			
Custom lengths available by special order.			

CABLE MANAGEMENT

SHKBS

Stand-Off Harness Clip
on Adhesive Base



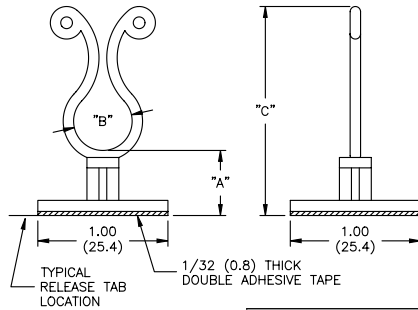
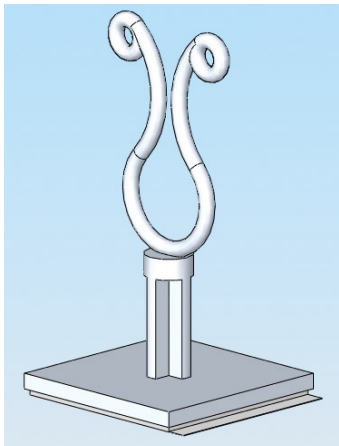
Material: Nylon 6/6, RMS-01* • Adhesive Back: RMS-15 • Color: Natural

Part No.	Standard Pack: 1,000 per bag	
	"A"	
SHKBS-4-01A-RT	.25 (6.4)	
SHKBS-8-01A-RT	.50 (12.7)	

*UL94 V0 Nylon, RMS-19 available by special order.
To order, replace -01 with -19.

KLBS

Kurly Lock on Adhesive
Base with Stand-Off



• UL #E71558

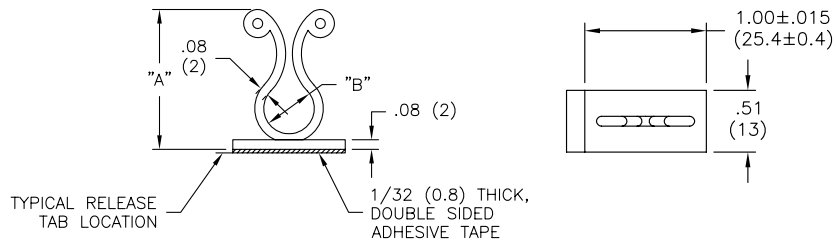
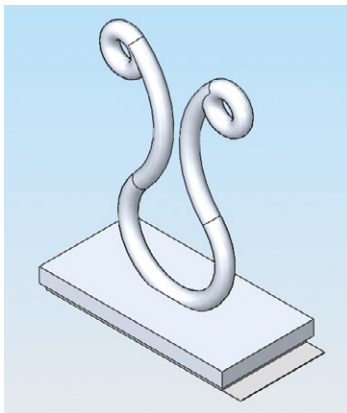
Material: Nylon 6/6, RMS-01* • Adhesive Back: RMS-15 Color: Natural

Part No.	Standard Pack: 1,000 per bag		
	Height "A"	"C" Ref.	"B" Bundle Dia.
KLBS-350-4-01A-RT	1/4 (6.4)	1 - 9/32 (32.5)	.30 - .40 (7.6 - 10.2)
KLBS-350-8-01A-RT	1/2 (12.7)	1 - 17/32 (38.9)	
KLBS-350-12-01A-RT	3/4 (19.1)	1 - 25/32 (45.2)	
KLBS-350-16-01A-RT	1 (25.4)	2 - 1/32 (51.6)	

*UL94 V0 Nylon, RMS-19 available by special order. To order, replace -01 with -19.

KLB

Kurly Lock on Adhesive Base



• UL #E71558

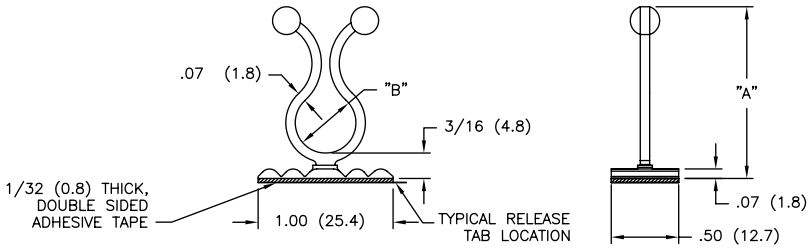
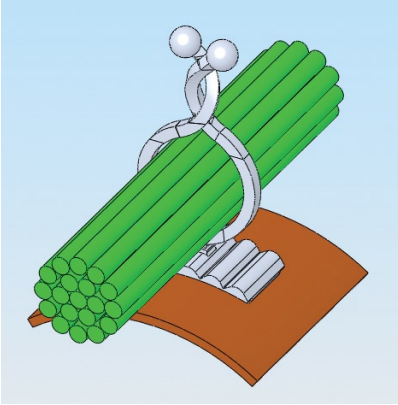
Material: Nylon 6/6, RMS-01* • Adhesive Back: RMS-15 Color: Natural

Part No.	Standard Pack: 1,000 per bag	
	"A" Ref	"B" Bundle Dia Range
KLB-350A-RT	1.07 (27.2)	.30 - .40 (7.6 - 10.2)
KLB-450A-RT	1.23 (31.2)	.40 - .50 (10.2 - 12.7)
KLB-750A-RT	1.58 (40.1)	.70 - .80 (17.8 - 20.3)

*UL94 V0 Nylon, RMS-19 available by special order. To order, add -19 to the end of the part no.

Available without adhesive by special order.

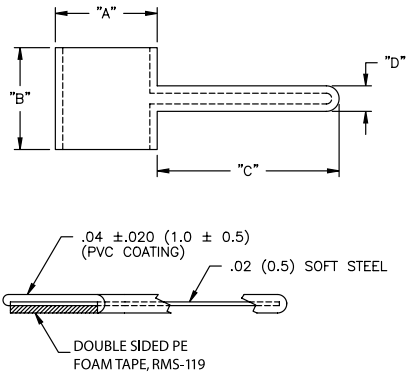
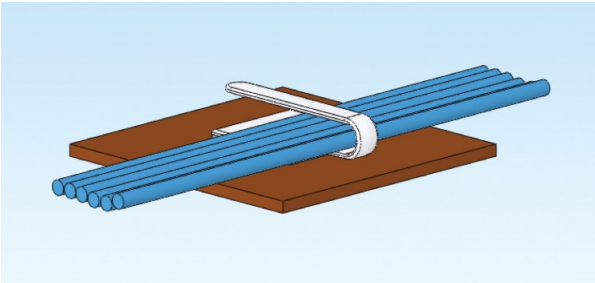
TLFB Twist Lock on Flexible Adhesive Base



Mat'l: Nylon 6/6, RMS-01; Adhesive back, RMS-102 • Color: Natural		
Standard Pack: 1,000 per bag		
Part No.	"A" Ref.	"B" Bundle Dia.
TLFB-350-01A1-RT	1.15 (29.3)	.30-.40 (7.6-10.2)
TLFB-450-01A1-RT	1.27 (32.3)	.40-.50 (10.2-12.7)
TLFB-750-01A1-RT	1.61 (40.9)	.70-.80 (17.8-20.3)

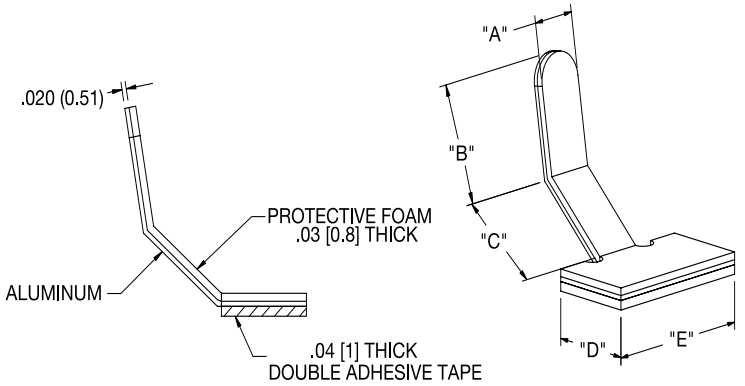
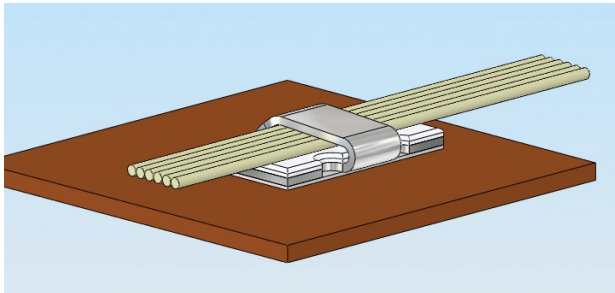
*UL94 V0 Nylon, RMS-19 available by special order. To order replace the -01 with -19

PCC Steel Clamp with Vinyl Coating, Adhesive Base



Mat'l: Soft Steel, RMS-203; PVC Coating, RMS-118, Adhesive back, RMS-119					
Color: White					
Part No.	"A" Ref.	"B" Ref.	"C" Ref.	"D" Ref.	Standard Pack
PCC-5	.31 (8)	.31 (8)	.59 (15)	.08 (2.1)	1,000
PCC-9	.55 (14)	.55 (14)	.98 (25)	.14 (3.5)	500
PCC-12	.75 (19)	.75 (19)	1.58 (40)	.16 (4)	

PFC Plastic Coated Aluminum Clamp, Foam Coated, Adhesive Base

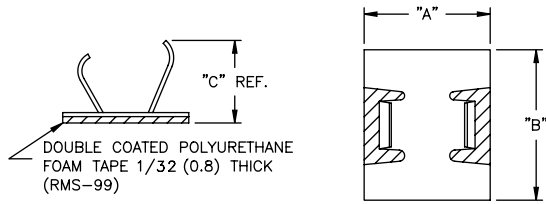


Material: Aluminum, RMS-194; Protective Foam, RMS-264; Adhesive Back, RMS-93					
Color: Grey Coated					
Standard Pack: 1,000 per bag					
Part No.	"A" Ref.	"B" Ref.	"C" Ref.	"D"	"E"
PFC-25M	.189 (4.8)	.494 (12.55)	.437 (11.1)	.38 (9.7)	.75 (19.1)
PFC-50M	.205 (5.2)	.573 (14.55)	.555 (14.1)	.55 (14.1)	.98 (25)

CABLE MANAGEMENT

ASK

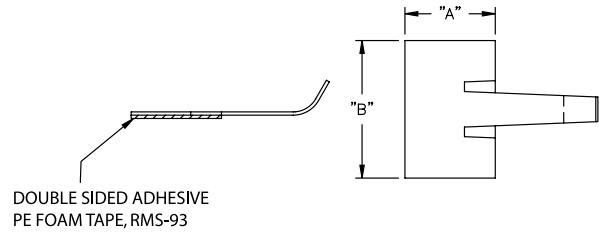
Aluminum Clamp on Adhesive Base



Material: Aluminum, RMS-194; Bright Finish				
Standard Pack: 250 per box				
Part No.	"A"	"B"	"C"	Max. Bundle Dia.
ASK-3	.44 (11.3)	.66 (16.8)	3/8 (9.5)	15/64 (6)
ASK-6	.62 (15.7)	.74 (18.8)	9/16 (14.3)	3/8 (9.5)

RAK

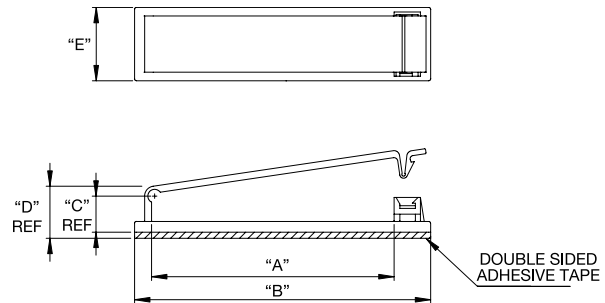
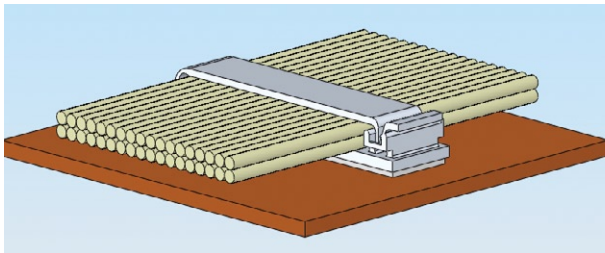
Aluminum Clamp on Adhesive Base



Material: Aluminum, RMS-194; Bright Finish			
Standard Pack: 250 per box			
Part No.	"A"	"B"	Max. Bundle Dia.
RAK-1	.44 (11.3)	.67 (17.1)	.23 (6)
RAK-2	.64 (16.3)	.76 (19.3)	.38 (9.5)

FCW

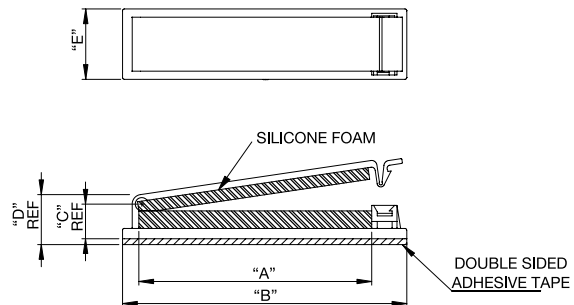
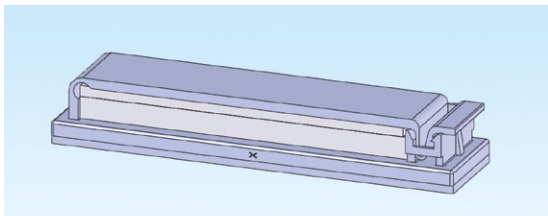
Cable Clamp on Adhesive Base



Part No.	Material: Double Adhesive Back, RMS-350				Standard Pack: 100 per bag		
Color: Natural		Max. No. of Conductors	"A"	"B"	"C" Ref	"D" Ref	"E"
Material: UL94 V2 Nylon 6/6, RMS-01	Material: UL94 V0 Nylon 6/6, RMS-19						
FCW-29-01	FCW-29-19	30	1.24 (31.5)	1.78 (45.1)	.30 (7.7)	.44 (11.1)	.74 (18.9)
FCW-30-01	FCW-30-19		1.24 (31.6)	1.79 (45.5)	.35 (9)	.52 (13.1)	
FCW-40-01	FCW-40-19		40	1.55 (39.3)	2.09 (53)	.37 (9.3)	
FCW-50-01	FCW-50-19	50	2.49 (63.2)	3.04 (77.2)	.36 (9.1)	.52 (13.2)	.75 (19.1)
FCW-50H-01	FCW-50H-19		2.54 (64.6)	3.08 (78.2)	.59 (15)	.75 (19)	

FCWSF

Cable Clamp with Adhesive Base, Silicone Foam in Center

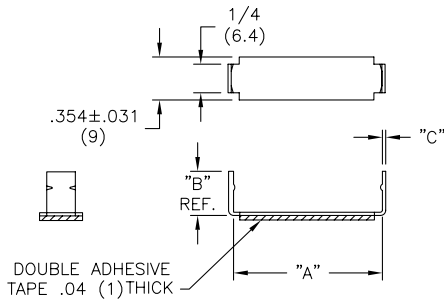
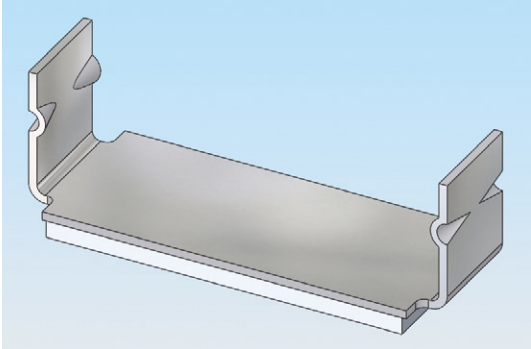


Mat'l: UL94 V0 Nylon 6/6, RMS-19; Cushion: Adhesive backed UL94 V0 Silicone Foam, RMS-135; Adhesive Base: 1.6 thick, RMS-350							
Standard Pack: 100 per bag		Color: Nylon: Natural; Cushion: Grey					
Part No	"A"	"B"	"C" Ref	"D" Ref	"E"	Cushion Thickness Latch Side	Cushion Thickness Base Side
FCWSF-29-19	31.5	45.1	7.7	11.1	18.9	3.3	3.3
FCWSF-30-19	31.6	45.5	9	13.1	19.1		4.8
FCWSF-40-19	39.3	53	9.3	13.4			
FCWSF-50-19	63.2	77.2	9.1	13.2			

When clamp is closed, slight gap may exist between foam.

AFCC

Aluminum Flat Cable Clamp with Adhesive Base



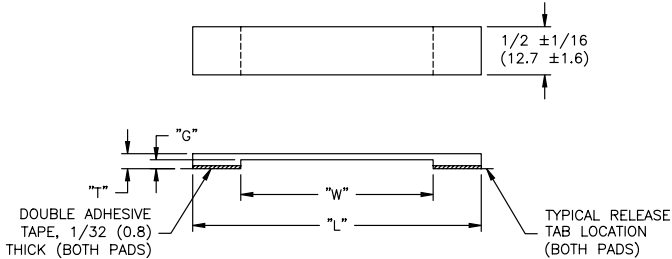
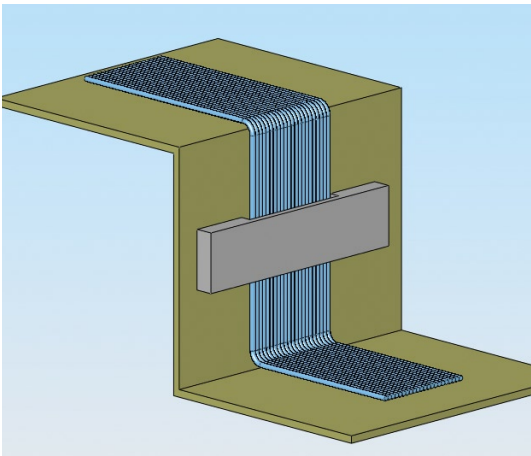
Material: Aluminum, RMS-194; Adhesive Back, RMS-34 Color: Bright Finish

Standard Pack: 250 per bag

Part No.	Cable Width "A"	"B"	"C"
AFCC-08	1/2 (12.7)	1/4 (6.4)	.02 (0.5)
AFCC-12	3/4 (19.1)		
AFCC-16	1 (25.4)	5/16 (7.9)	
AFCC-20	1-1/4 (31.8)	3/8 (9.5)	
AFCC-21	1-5/16 (33.3)	.385 (9.8)	
AFCC-24	1-1/2 (38.1)	7/16 (11.1)	
AFCC-28	1-3/4 (44.5)	1/2 (12.7)	.03 (0.7)
AFCC-32	2 (50.8)	9/16 (14.3)	

FCC

Flat Cable Clamp with Adhesive Base



Material: UL94 V0 PVC, RMS-04; Color: Black

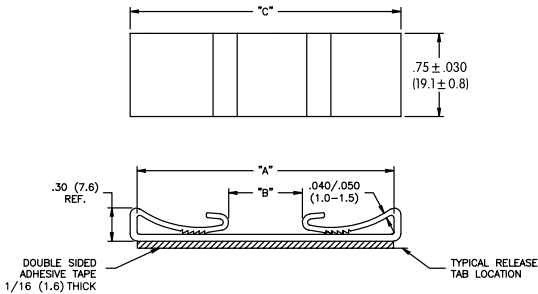
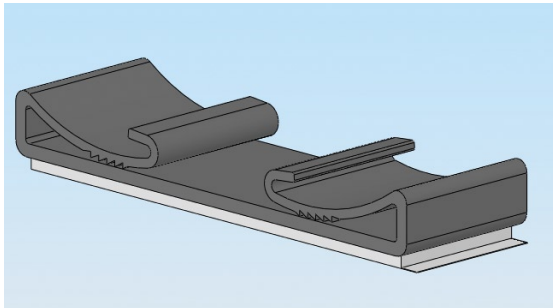
Standard Pack: 100 per bag

Part No.	Clamp Width "L"	Opening Width "W"	Clamp Thickness "T"	Holding Thickness "G"	Adhesive Material
FCC-4-3-RT	1.5 (38.1)	.50 (12.7)	5/32 (4)	3/32 (2.4)	RMS-15
FCC-8-3-RT	2 (50.8)	1.0 (25.4)			
FCC-16-3-RT	3 (76.2)	2.0 (50.8)			

Custom lengths available by special order.

DFCC

Dual Flat Cable Clamp with Adhesive Base



Material: UL94 V0 PVC, RMS-04; Color: Black

Standard Pack: 100 per bag

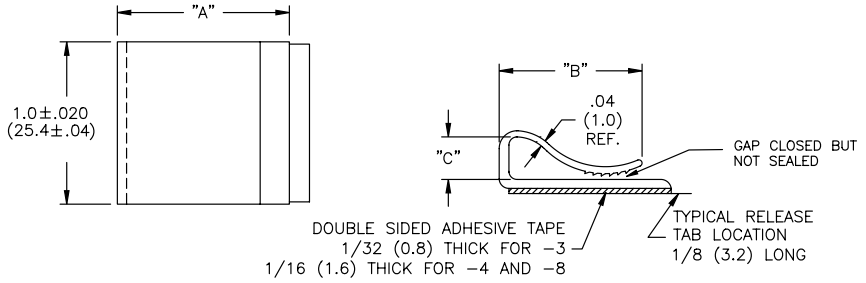
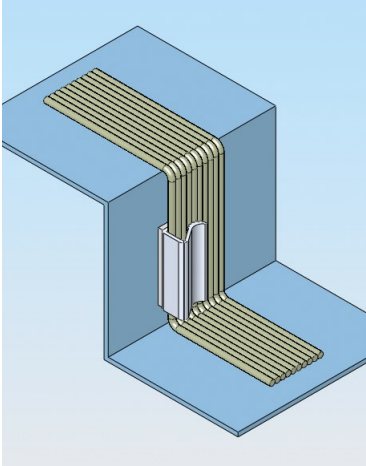
Part No.	"A"	"B" Ref.	"C" Ref.	No. of Conductors	Adhesive Material
DFCC-2-RT	2-5/16 (58.7)	21/32 (16.8)	2-7/16 (61.9)	34-37-40	RMS-15
DFCC-3-RT	3-1/4 (82.6)	1-39/64 (40.6)	3-3/8 (85.7)	50-60-64	

Custom lengths available by special order.

CABLE MANAGEMENT

CFCC

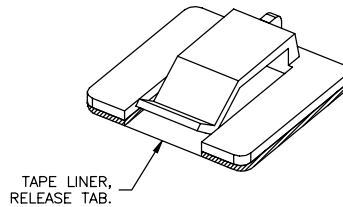
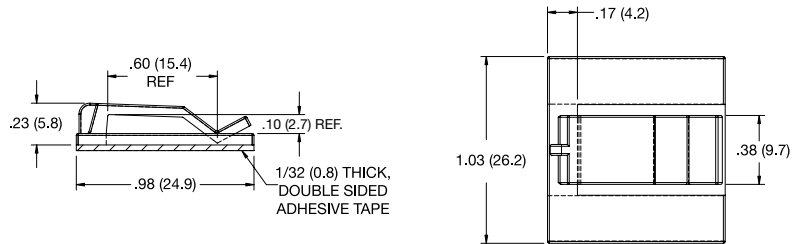
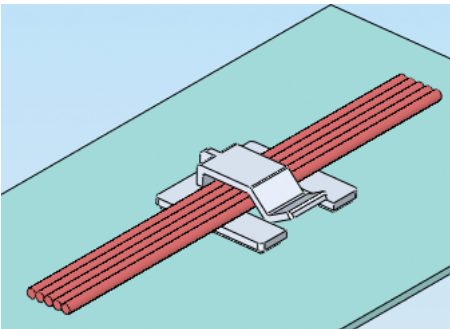
Flat Cable Clamp on Adhesive Base



Standard Pack: 1,000 per bag						
Part No.	"A"	"B" Ref	"C"	Adhesive Material	Plastic Material	Color
CFCC-3-05A-RT	.563 (14.29)	.490 (12.45)	.18 (4.6)	RMS-15	UL94 V1 PPE/PS, RMS-05	White
CFCC-4-05A-RT		.420 (10.67)				
CFCC-8-05A-RT	1.062 (26.97)	.880 (22.35)	.25 (6.4)		UL94 V0 PVC, RMS-04	Grey
CFCC-8-04A-RT						
Custom lengths available by special order.						
Available without adhesive by special order. To order, remove A-RT from the end of the part no.						

CFCCS-8-01A

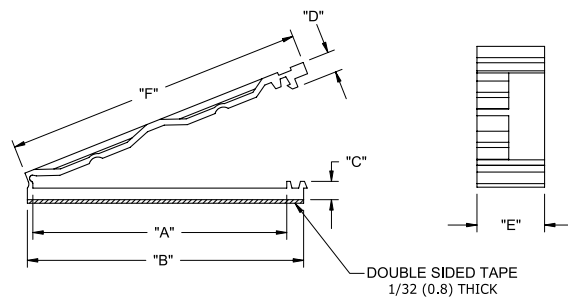
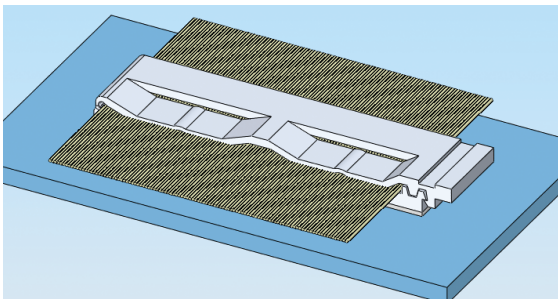
Split Flat Cable Clamp on Adhesive Base



Material: Nylon 6/6, RMS-01* • Adhesive Back, RMS-15 Color: Natural
Standard Pack: 1,000 per bag
*UL94 V0 Nylon, RMS-19 available by special order. To order replace -01 with -19

TFCM

Flat Cable Clamp with Tension on Adhesive Base

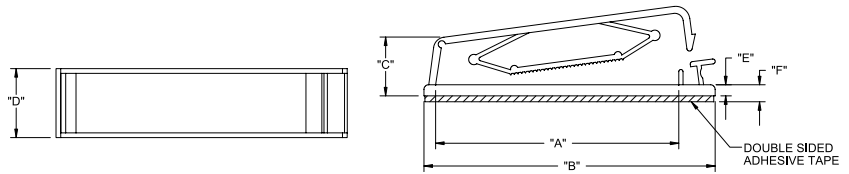
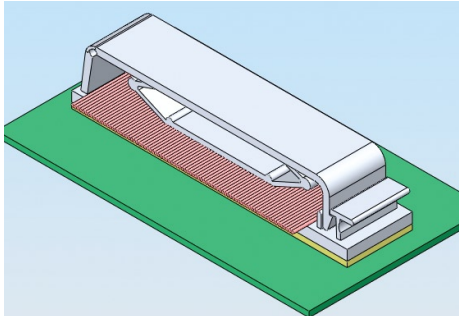


Mat'l: Nylon 6/6, RMS-01* ; Adhesive back, RMS-92 • Color: Natural							
Standard Pack: 200 per bag							
Part No.	"A" Ref.	"B" Ref.	"C" Ref.	"D" Ref.	"E" Ref.	"F" Ref.	Suitable Cable
TFCM-25S	.87 (22)	1.06 (27)	.12 (3)	.19 (4.7)	.39 (10)	1.26 (32)	15 PIN
TFCM-25	1.15 (29.3)	1.44 (36.5)			.39 (10)	1.57 (40)	20 PIN
TFCM-25M	2.20 (55.8)	2.41 (61.2)	.16 (4)		.59 (15)	2.59 (66)	40 PIN

*UL94 V0 Nylon, RMS-19 available by special order. To order, add -19 to the end of the part no.

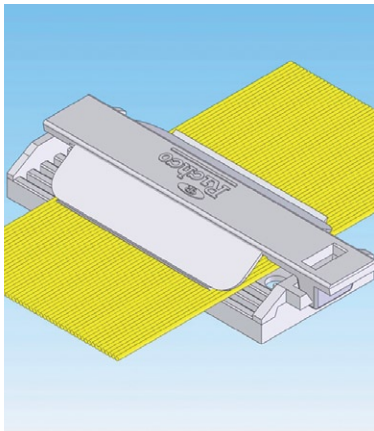
TFCC

Flat Cable Clamp with Tension on Adhesive Base

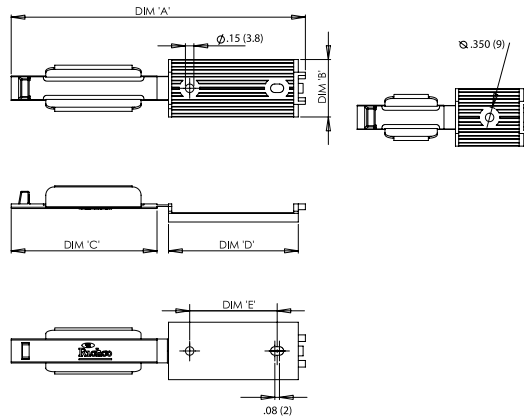


Material: UL94 V2 Nylon 6/6, RMS-01; Adhesive back, RMS-92						Color: Natural	
Standard Pack: 100 per bag							
Part No.	Max. No of Conductors	"A" Ref.	"B"	"C"	"D"	"E"	"F" Ref.
TFCC-30-01	30	1.26 (32)	1.77 (45)	.62 (15.8)	.73 (18.6)	.12 (3)	.18 (4.6)
TFCC-40-01	40	2.13 (54)	2.64 (67)		.62 (15.8)	.12 (3.1)	.19 (4.7)
TFCC-50-01	50	2.57 (65.2)	3.09 (78.4)		.74 (18.8)		

RDAFCC Flat Cable Clamps



RDAFCC-50 and -82



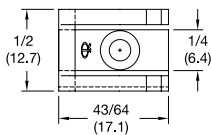
RDAFCC-25

Material: UL94 V2 Nylon 6/6, RMS-01*; Optional Double Adhesive Back, RMS-324							Color: Grey	
Standard Pack: 100 per bag								
Part No	Maximum Cable Width	Recommended Maximum Cable Thickness	Mounting Method	"A" Ref.	"B" Ref.	"C" Ref.	"D" Ref.	"E"
RDAFCC-25	1 (25.4)	.20 (5)	#6 or M3 Screw	2.984 (75.8)	.984 (25)	1.492 (37.9)	1.169 (29.7)	-
RDAFCC-25A			Adhesive					
RDAFCC-50	2 (50.8)		#6 or M3 Screw	5.059 (128.5)	2.500 (63.5)	2.224 (56.5)	1.496 (38)	
RDAFCC-50A			Adhesive					
RDAFCC-82	3 (76.2)		#6 or M3 Screw	7.062 (179.4)	1 (25.4)	3.484 (88.5)	3.259 (82.8)	
RDAFCC-82A			Adhesive					

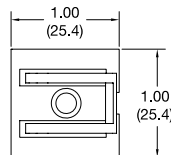
*Available in UL94 V0 material, RMS-19 by special order. To order, add -19 to the end of the part number.

SFCC Split Flat Cable Clamp

SFCC-4

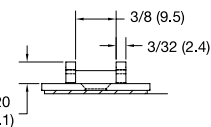
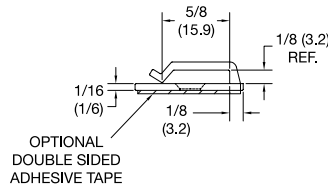
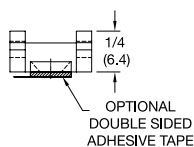
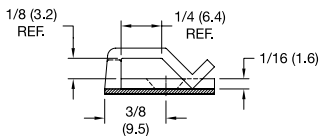


SFCC-8



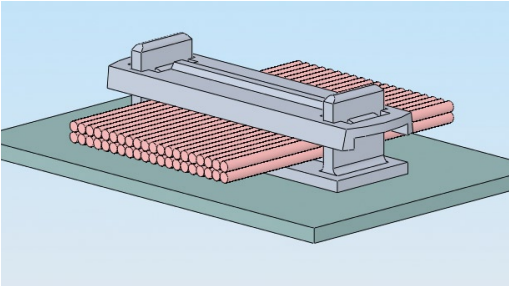
Material: UL94 V2 Nylon 6/6, RMS-01*, Adhesive Back, RMS-15 Color: Natural	
Standard Pack: 1,000 per bag	
Part No	Mounting Method
SFCC-4-01	#4 or M2.5 Flat Head Screw
SFCC-4-01A-RT	Adhesive
SFCC-8-01	#6 or M3 Flat Head Screw
SFCC-8-01A-RT	Adhesive

*Available in UL94V0 Nylon by special order. To order, replace -01 with 19.



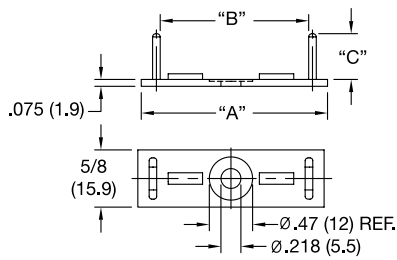
CABLE MANAGEMENT

FCRC Flat Cable Routing Clamp



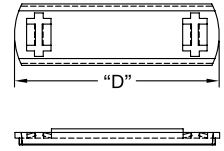
FCRC

Flat Cable Clamp Base



FCRC-C

Flat Cable Clamp Cover

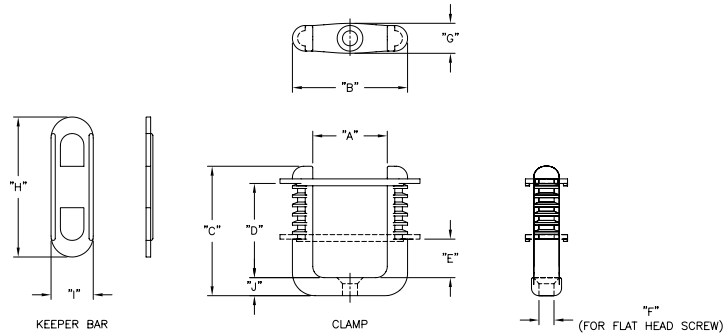
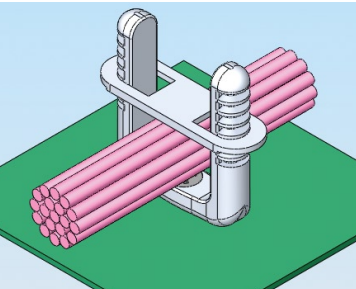


Material: UL94 V2 Nylon 6/6, RMS-01* ; 1/32 (0.8) Thick Adhesive Back, RMS-15					Color: Natural	
Part No.		Standard Pack: 100 per bag				
W/Out Adhesive	With Adhesive	"A" Ref.	"B" Ref.	"C"	Use Cover Part No.	"D"
FCRC-13B-4	FCRC-13B-4A-RT	2.04 (51.7)	1.62 (41.2)	1/2 (12.7)	FCRC-13C	2.24 (56.8)
FCRC-19B-4	FCRC-19B-4A-RT	2.72 (69.1)	2.31 (58.7)		FCRC-19C	2.92 (74.2)
FCRC-21B-4	FCRC-21B-4A-RT	2.98 (75.7)	2.55 (64.8)		FCRC-21C	3.17 (80.5)
FCRC-26B-4	FCRC-26B-4A-RT	3.66 (93)	3.24 (82.3)		FCRC-26C	3.86 (98)
FCRC-13B-6	FCRC-13B-6A-RT	2.04 (51.7)	1.62 (41.2)	3/4 (19.1)	FCRC-13C	2.24 (56.8)
FCRC-19B-6	FCRC-19B-6A-RT	2.72 (69.1)	2.31 (58.7)		FCRC-19C	2.92 (74.2)
FCRC-21B-6	FCRC-21B-6A-RT	2.98 (75.7)	2.55 (64.8)		FCRC-21C	3.17 (80.5)
FCRC-26B-6	FCRC-26B-6A-RT	3.66 (93)	3.24 (82.3)		FCRC-26C	3.86 (98)

*UL94 V0 Nylon, RMS-19 available. To order, add -19 to the end of the part number.

D

Two-Piece Locking Clamp



Material: Nylon 6/6, RMS-01* • Color: Natural										
Standard Pack: 100 per bag										
Part No.	"A" Ref.	"B" Ref.	"C" Ref.	"D" Ref.	"E" Ref.	"F" Ref.	"G" Ref.	"H" Ref.	"I" Ref.	"J" Ref.
D-1	.990 (25.1)	1.530 (38.9)	1.72 (43.7)	1.25 (31.8)	.50 (12.7)	.200 (5.1)	.40 (10.2)	1.86 (47.2)	.56 (14.2)	.24 (6)
D-1.5	1.457 (37)	2.175 (55.3)	2.23 (56.6)	1.65 (41.9)	.66 (16.8)		.46 (11.7)	2.47 (62.7)	.70 (17.8)	.31 (7.9)

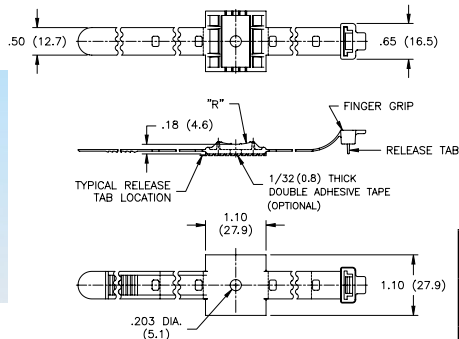
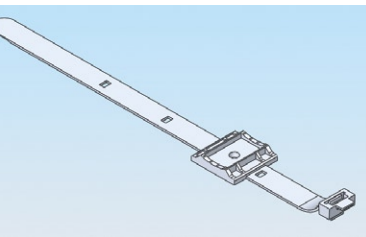
*UL94 V0 Nylon, RMS-19 available by special order. To order, add -19 to end of part no.

Features

- Mounts with a #8 or M4 flat-head machine screw or bolt

UMS

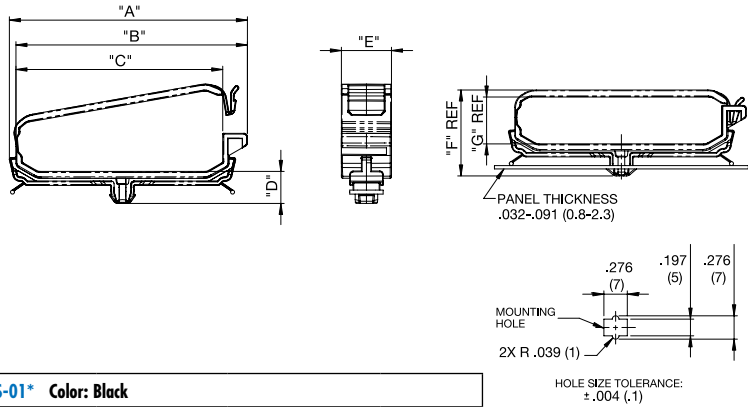
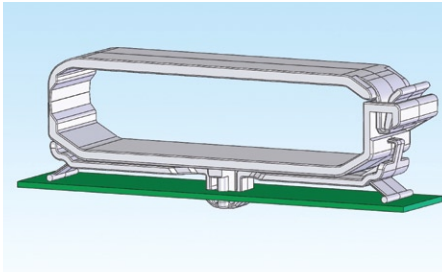
Universal Mounting Strap



Material: UL94 V2 Nylon 6/6, RMS-45 Color: Black Standard Pack: 100 per bag				
Part No.	Mounting Method	Maximum Bundle Dia.	Min. Loop Tensile Strength lb (kg)	Radius "R"
UMS-16-45	#6 or M4 Screw or Rivet	1 (25.4)	50 (22.68)	1/2 (12.7)
UMS-24-45		1-1/2 (38.1)		3/4 (19.1)
UMS-32-45		2 (50.8)		1 (25.4)
UMS-16-45A-RT	Adhesive, RMS-15	1 (25.4)		1/2 (12.7)
UMS-24-45A-RT		1-1/2 (38.1)		3/4 (19.1)
UMS-32-45A-RT		2 (50.8)		1 (25.4)

FCCR-1 Releasable Cable Clamp

NEW



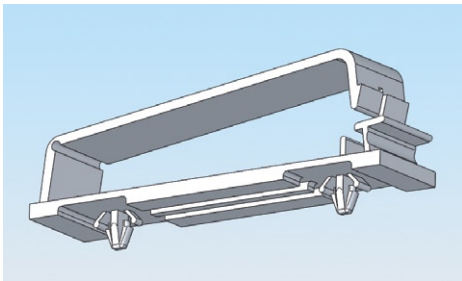
Material: UL94 V2 Nylon 6/6, RMS-01* Color: Black

Standard Pack: 100 per bag

Part No.	"A" ± .024 (0.6)	"B" ± .024 (0.6)	"C" ± .024 (0.6)	"D" ± .012 (0.3)	"E" ± .012 (0.3)	"F" Ref	"G" Ref
FCCR-1	2.8 (71.2)	2.73 (69.3)	2.44 (61.9)	.38 (9.6)	.59 (15)	1.01 (25.7)	.55 (14)

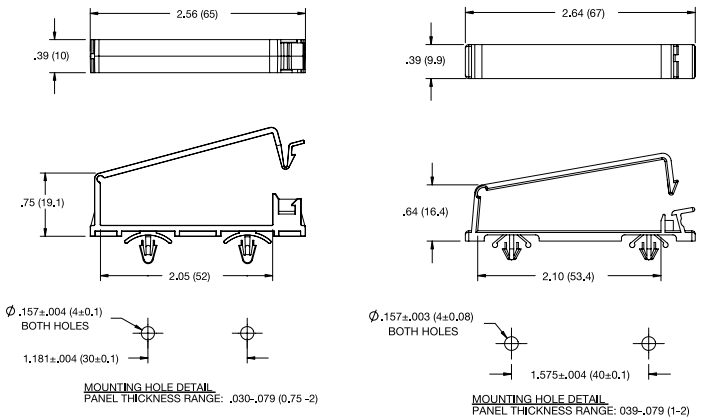
*Parts are available in UL94 V0 material by special order only. To order, add -19 to the end of the part number.

FCCA Flat Cable Clamp, Arrowhead Mounted



FCCA-30A-01

FCCA-40A-01

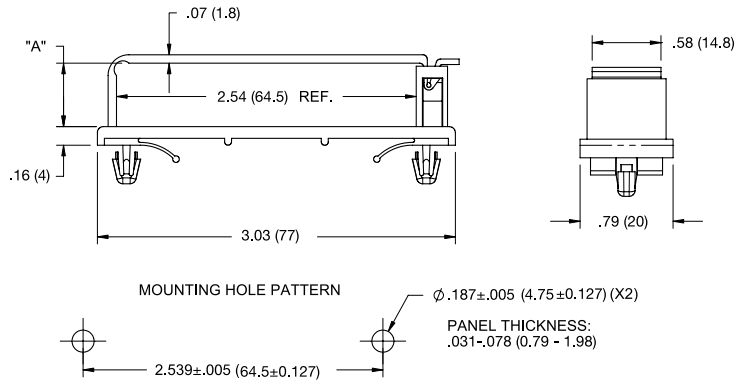
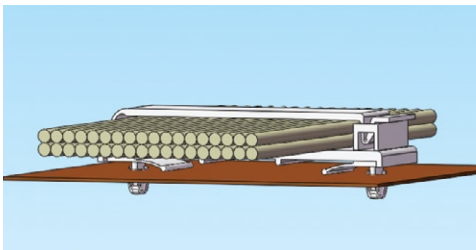


Material: Nylon 6/6, RMS-01* Color: Natural

Standard Pack: 100 per bag

*UL94 V0 Nylon, RMS-19 available by special order. To order, replace the -01 with -19.

FCCB Cable Clamp, Arrowhead Mounted



Mat'l: UL94 V2 Nylon 6/6, RMS-01*

Color: Natural

Standard Pack: 100 per bag

Part No.	"A" Ref.
FCCB-1	.28 (7.2)
FCCB-2	.54 (13.7)

*UL94 V0 nylon material by special order. To order, add -19 to the end of the part no.

CABLE MANAGEMENT

TFCCA

Flat Cable Clamp with Tension,
Arrowhead Mounted

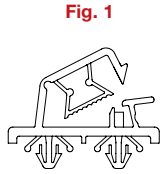


Fig. 1

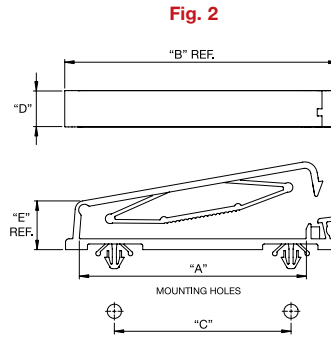


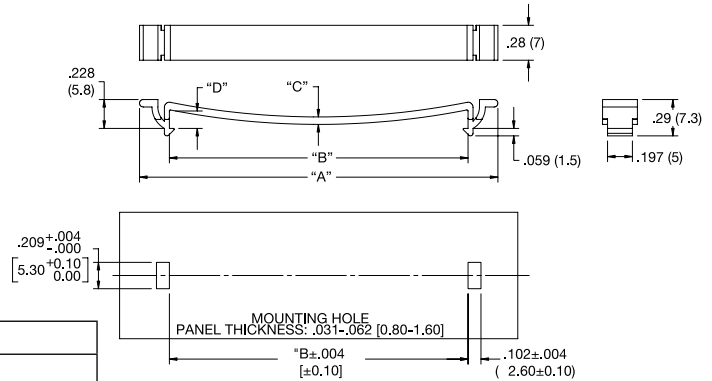
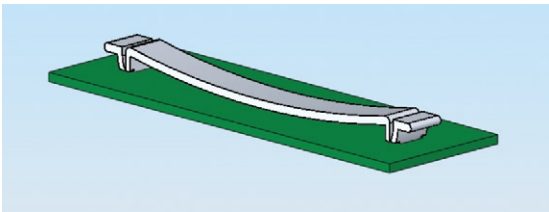
Fig. 2

Mat'l: Nylon 6/6, RMS-01* Color: Natural									
Standard Pack: 100 per bag									
Part No.	Max. No. of Conductors	"A"	"B" Ref.	"C"	"D"	"E" Ref.	Mounting Hole Diameters	Panel Thickness	Fig. No.
TFCCA-15-01	10	.57 (14.5)	1.28 (32.5)	.591(15)	.36 (9.1)	.56 (14.1)	.156 (4)	.040 - .079 (1 - 2)	1
TFCCA-25-01	20	.97 (24.7)	1.55 (39.3)	.787 (20)	.52 (13.2)	.50 (12.7)			2
TFCCA-40-01	40	2.13 (54.1)	2.64 (67)	1.575 (40)	.39 (10)	.64 (16.3)			
TFCCA-50-01	50	2.51 (63.8)	3.04 (77.2)	1.957 (49.7)	.40 (10.2)	.54 (13.7)			

*Parts are available in UL94 V0 Material, RMS-19 by special order. To order, replace -01 with -19.

FCCS

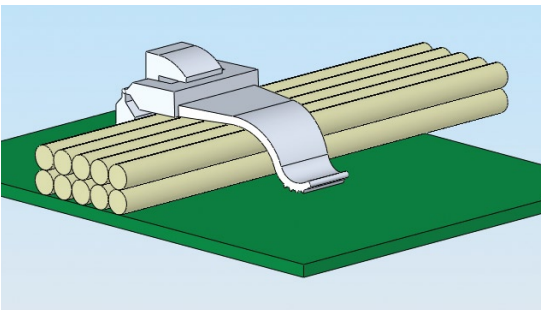
Snap In Flat Cable Clamp



Mat'l: Nylon 6/6, RMS-19 Color: Natural				
Standard Pack: 500 per bag				
Part No.	"A"	"B"	"C"	"D"
FCCS-1	1.06 (27.0)	.59 (15.0)	.031 (0.80)	.13 (3.4)
FCCS-2	1.65 (42.0)	1.18 (30.0)	.039 (1.0)	.15 (3.7)
FCCS-3	1.85 (47.0)	1.38 (35.0)		
FCCS-4	2.24 (57.0)	1.77 (45.0)	.047 (1.20)	
FCCS-5	2.83 (72.0)	2.36 (60.0)	.059 (1.50)	

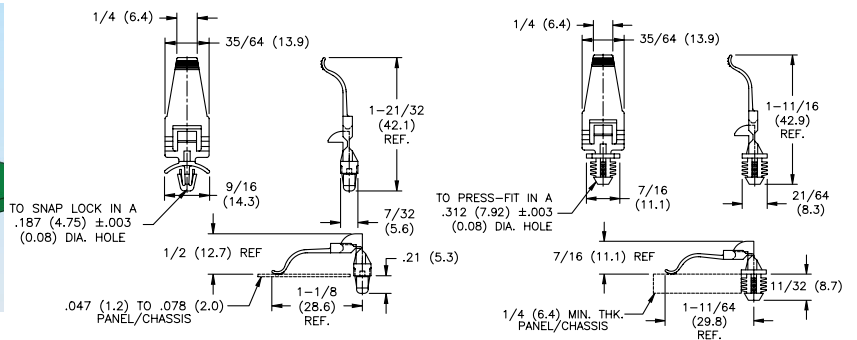
HFCC

Hinged Cable Clamp, Self Mounting



HFCC-A-8-01

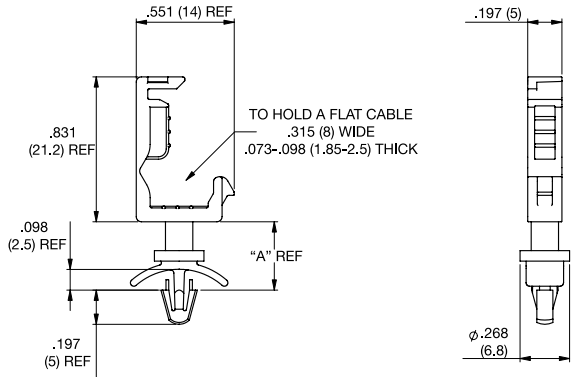
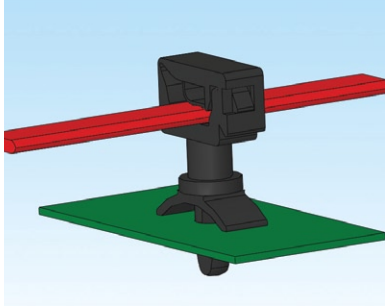
HFCC-BH-8-01



Material: Nylon 6/6, RMS-01* Color: Natural	
Standard Pack: 1,000 per bag	
*HFCC-A-8-01 available in UL94V0 by special order. To order, replace -01 with -19.	

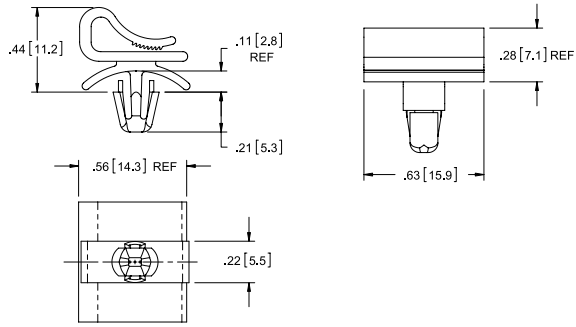
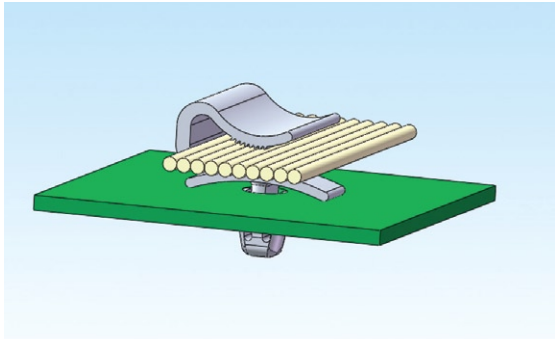
FCWSS Flat Cable Wire Saddle

NEW



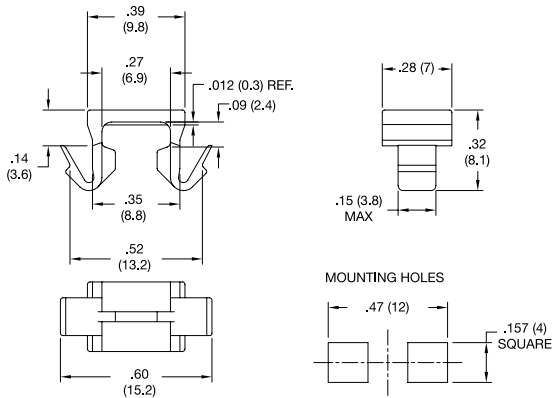
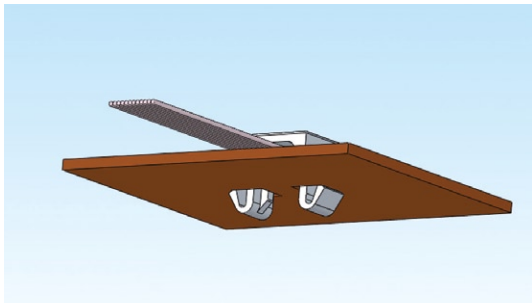
Material: UL94 V2, RMS-01* Color: Black			
Standard Pack: 1,000 per bag			
Part Number	"A"	Panel Hole Dia.	Panel Thickness
FCWSS-1-01BK	.189 (4.8)	.158 (4)	.032 - .064 (0.8 - 1.6)
FCWSS-2-01BK	.394 (10)		
<i>*UL94 V0 Nylon, RMS-19 available by special order. To order replace -01 with -19</i>			

CFCCA-1-01 Flat Cable Clamp



Material: Nylon 6/6, RMS-01* Color: Natural		
Standard Pack: 1,000 per bag		
Part No.	Mounting Hole $\pm .003 (0.08)$	Panel Thickness
CFCCA-1-01	.187 (4.75)	.031-.078 (0.79-1.98)
<i>*UL94 V0 material by special order only. To order, replace -01 with -19.</i>		

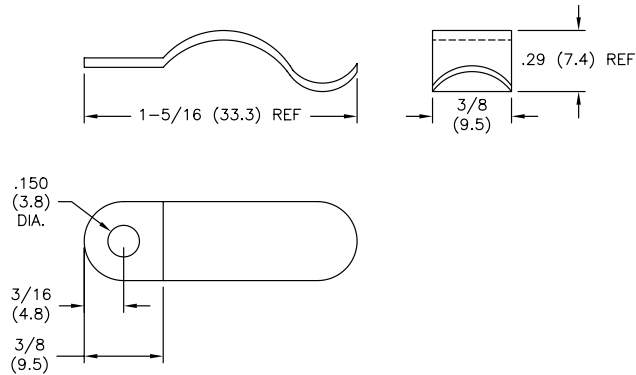
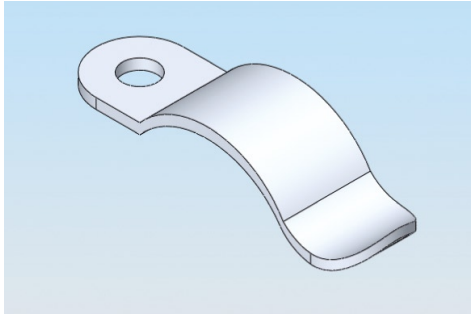
FCCE-9-01 Flat Cable Clamp



Material: UL94V2 Nylon 6/6, RMS-01 Color: Natural		
Standard Pack: 1,000 per bag		
Part No.	Max Cable Width	Panel Thickness
FCCE-9-01	1/4 (6.35)	.039 - .047 (1 - 1.2)

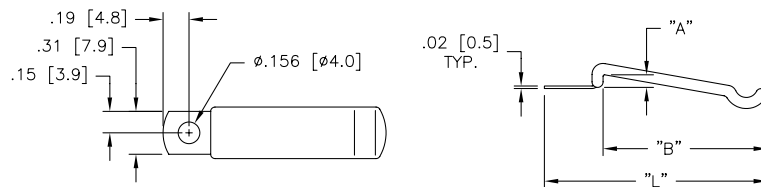
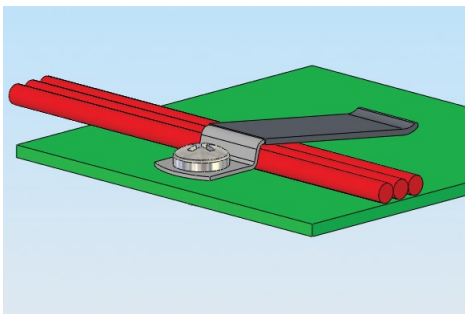
CABLE MANAGEMENT

TC-30-1
Tension Clamp



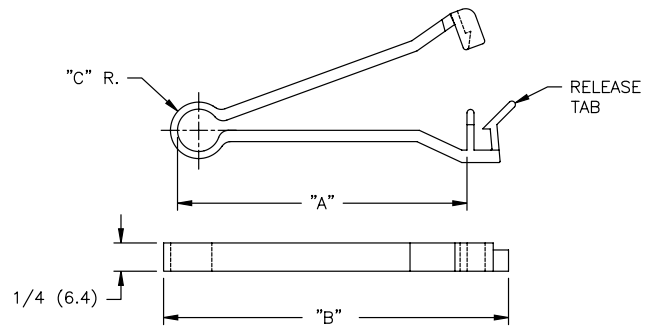
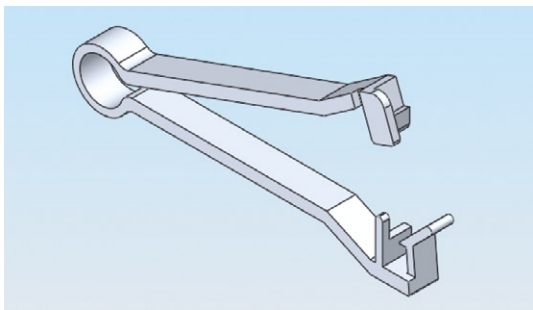
Material: Acetal, RMS-14*			
Standard Pack: 1,000 per bag			
Part No.	Color	Max Hold Dia.	Mounting Method
TC-30-1	Natural	3/8 (9.5)	#6 or M3 Screw or Rivet
TC-30-1BK	Black		
*Nylon 6/6, RMS-01 available by special order. To Order, add -01 to the end of the part no.			

STCV-1
Vinyl Coated Steel Tension Clamp



Mat'l: Stainless Steel SAE 30301, RMS-197 • Color: Black • Coating: Plastisol Vinyl, RMS-196 - 1/32 (0.79) Nom. Thk.			
Standard Pack: 1,000 per bag			
Part No.	"L"	"A"	"B"
STCV-1	1.61 (40.9)	.09 (2.3)	1.19 (30.2)
Installed with a #6 or M3 screw or rivet			

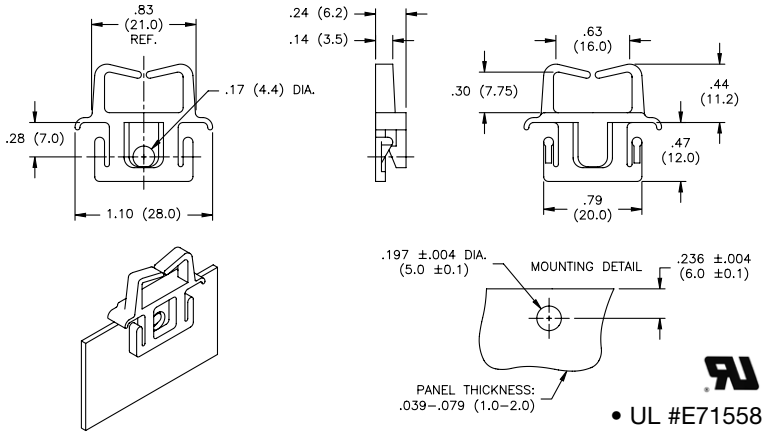
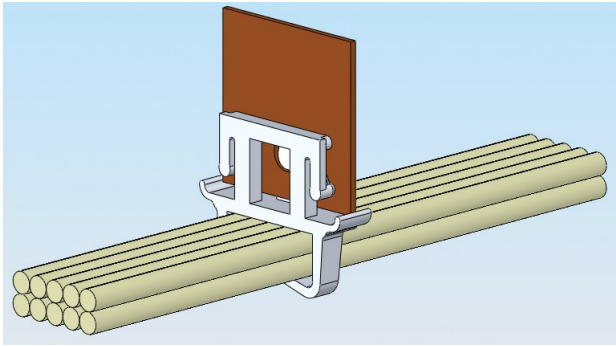
FCLC/FCLCS
Flat Cable Loop Clip



Material: Nylon 6/6, RMS-01 Color: Natural			
Standard Pack: 500 per bag			
Part No.	"A" Max. Cable Width	"B" Ref.	"C" Ref.
FCLCS	1.5 (38.1)	2.0 (50.8)	.23 (5.8)
FCLC	2.5 (63.5)	3.0 (76.2)	.25 (6.4)

EHWSE-1-01

Edge Holding Wire Saddle

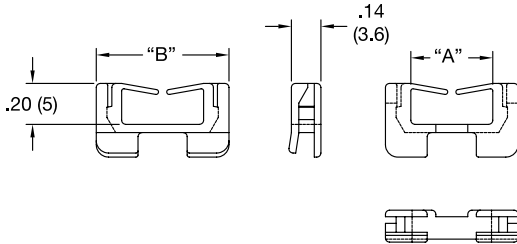
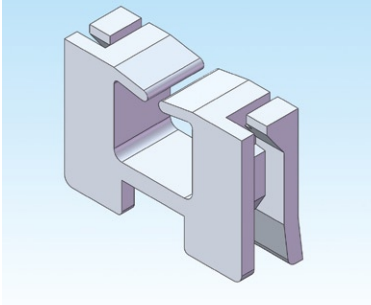


UL #E71558

Material: Nylon 6/6, RMS-01* • Color: Natural
Standard Pack: 500 per bag
<i>*UL94 V0 Nylon, RMS-19 available by special order. To order, replace -01 with -19.</i>

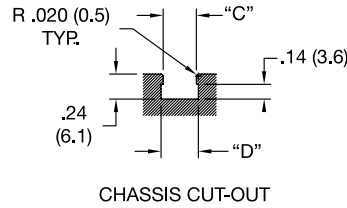
EWSE-8.1/12.8

Edge Holding Wire Saddle



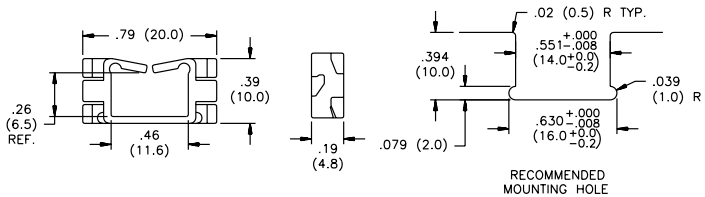
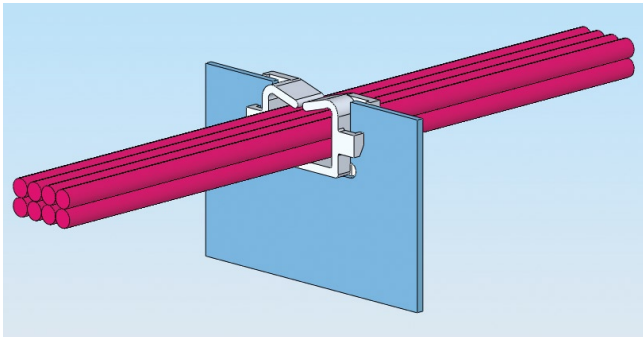
UL #E71558

Material: UL94 V2 Nylon 6/6, RMS-01* Color: Natural					
Standard Pack: 1,000 per bag					
Part No.	"A"	"B"	"C"	"D"	Panel Thickness
EWSE-8.1-01	.20 (5)	.44 (11.3)	.32 (8.1)	.36 (9.1)	.031 - .063 (0.8 - 1.6)
EWSE-12.8-01	.39 (10)	.64 (16.2)	.50 (12.8)	.54 (13.8)	
<i>*UL94 V0 Nylon, RMS-19 available by special order. To order, replace -01 with -19.</i>					



EWSE-1/2/3

Edge Wire Saddle

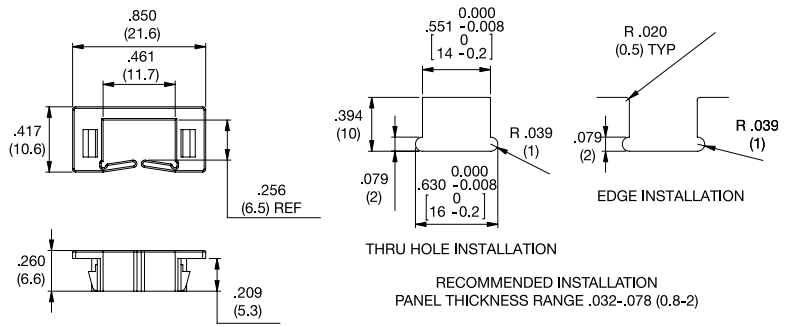
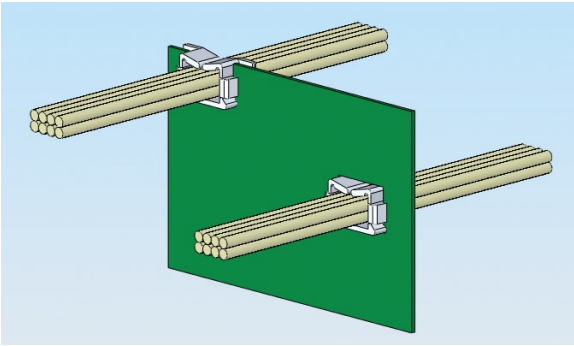


UL #E71558

Material: Nylon 6/6, RMS-01*		
Standard Pack: 1,000 per bag		
Part No.	Panel Thickness	Color
EWSE-1-01	.031 - .047 (0.8 - 1.2)	Black
EWSE-2-01	.047 - .063 (1.2 - 1.6)	Natural
EWSE-3-01	.063 - .079 (1.6 - 2)	Grey
<i>*UL94 V0 Nylon, RMS-19 available by special order. To order, replace -01 with -19.</i>		

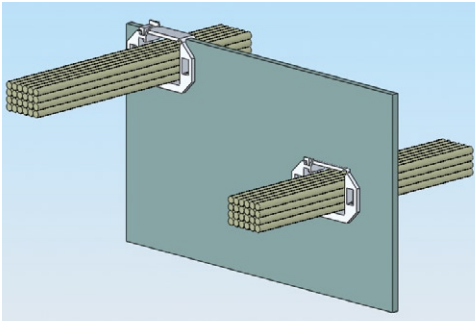
CABLE MANAGEMENT

EWSJS-1-01 Edge Wire Saddle



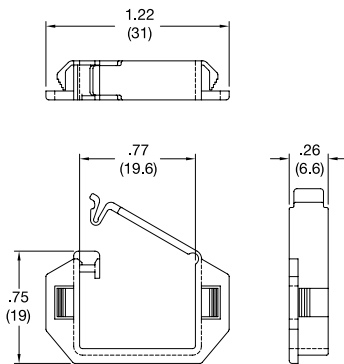
Material: Nylon 6/6, RMS-01* • Color: Natural
Standard Pack: 1,000 per bag
*UL94 V0 Nylon, RMS-19 available by special order. To order, replace -01 with -19.

HEWSE Hinged Edge Wire Saddle



Material: UL94 V2 Nylon 6/6, RMS-01* Color: Natural			
Standard Pack: 1,000 per bag			
Part No.	Panel Thickness	"A"	Fig
HEWSE-22-01	.020-.063 (0.5-1.6)	.98 (25)	1
NEW HEWSE-25-01	.032-.063 (0.8-1.6)	.984 (25)	2
	.079 (2)	1.023 (26)	
*UL94 V0 Nylon, RMS-19 available by special order. To order, replace -01 with -19			

Fig. 1



PANEL MOUNTING DETAILS

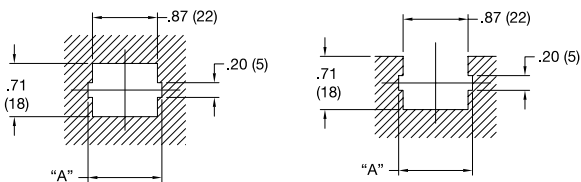
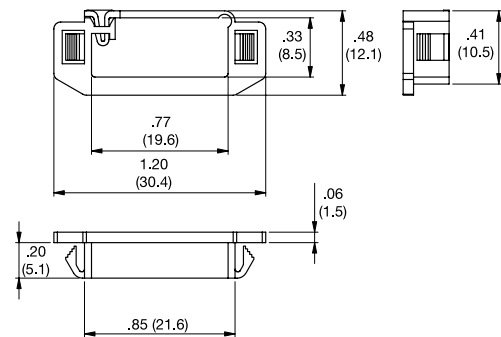
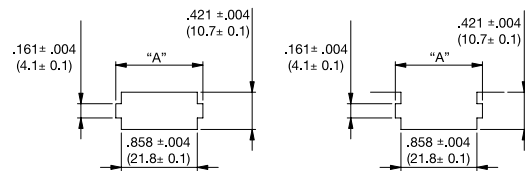


Fig. 2



PANEL MOUNTING DETAILS



LEWSE Edge Wire Saddle

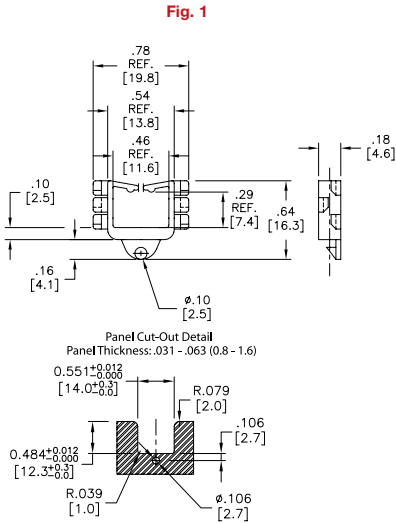


Fig. 1

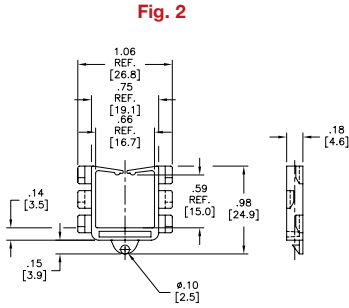


Fig. 2

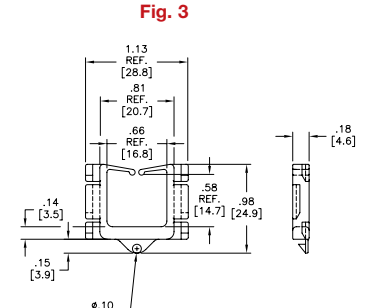
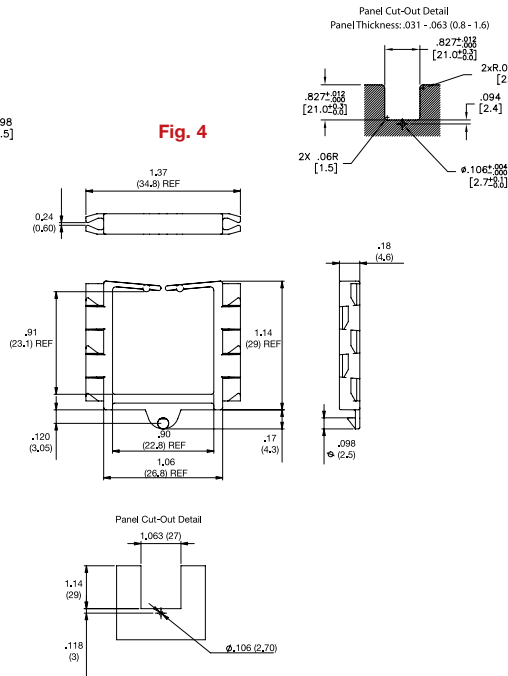


Fig. 3

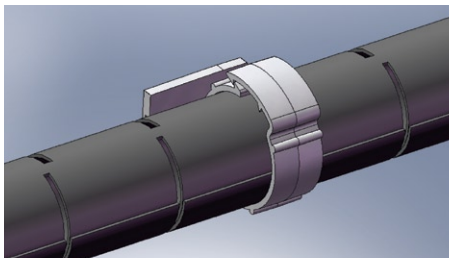
Mat'l: Nylon 6/6, RMS-01* Color: Natural		
Standard Pack: 1,000 per bag		
Part No.	Panel Thickness	Fig
LEWSE-14-01	.031-.063 (0.8-1.6)	1
LEWSE-19-01		2
LEWSE-21-01		3
LEWSE-27-01		4

NEW *Parts are available in UL94 V0 material by special order only. To order, replace -01 with -19.

Fig. 4



SHR-C SHR Clips



NEW

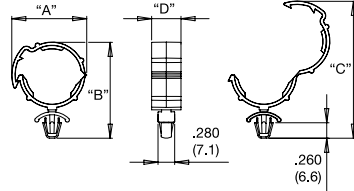


Fig. 1

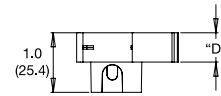


Fig. 2

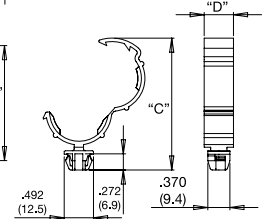


Fig. 3

Material: UL94 V2 Nylon 6/6, RMS-01*, Color: Black								
Standard Pack: 500 per bag								
Part No.	"A" Ref	"B" Ref	"C" Ref	"D"	Bundle dia.	Mounting Method	Fig	
SHR-C1	1.14 (29)	1.67 (42.5)	2.28 (58)	.49(12.5)	To hold Richco Harness Wrap SHR-20 and SHR-25 sizes	Snap Lock into a .252 (6.4) Hole in a .031-.079 (0.8-2) Panel	1	
SHR-C2	1.18 (30)	1.28 (32.5)	1.85 (47)			#8 or M4 Screw	.03 (0.8) Thick Double Sided Adhesive Tape, RMS-375	2
SHR-C3						Snap Lock into a .37 (9.5) Square Hole in a .031-.079 (0.8-2) Panel		3
SHR-C4						1.63 (40.5)		2.21 (56)

*Parts are available in UL94 V0 material by special order only. To order, add -19 to the end of the part number.

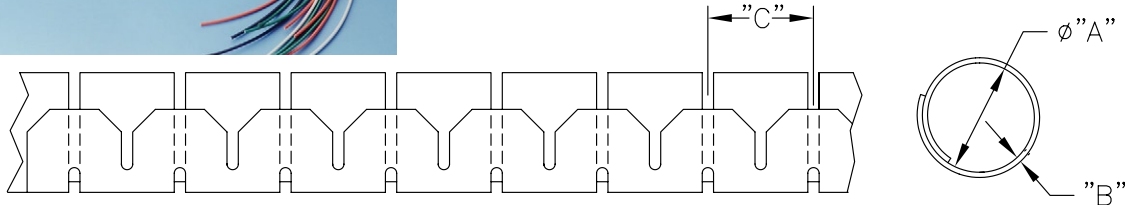
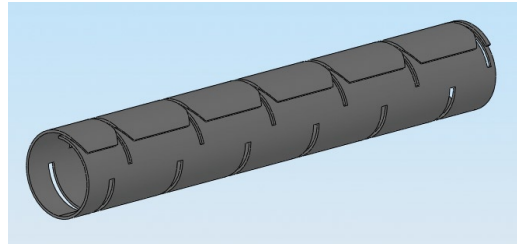

CABLE MANAGEMENT

SHR/CAT

Slit Harness Wrap with Installation Tool



• UL #E208749



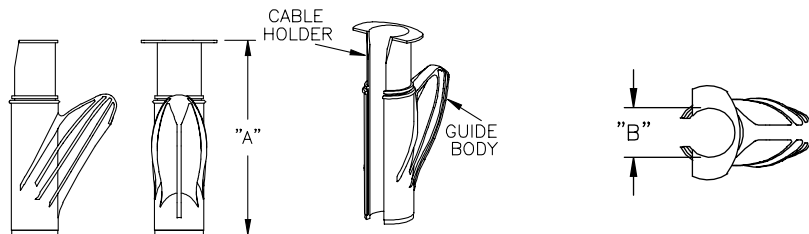
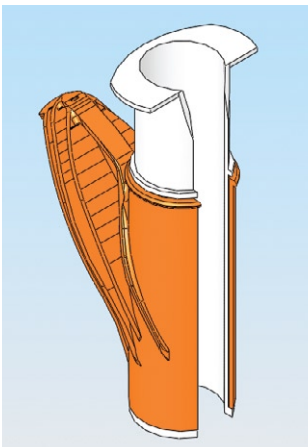
Material: See Chart Color: Black

Part No.	"A" Ref.	Max. Bundle Dia.	"B" Ref.	"C" Ref.	Standard Lengths	Material	Installation Tool Part No.
NEW SHR-05-6NB	.20 (5)	.24 (6)	.032 (0.8)	.39 (10)	100m	Nylon, RMS-85	CAT-05-PP
SHR-08-6NB	.31 (8)	.39 (10)	.032 (0.8)	.39 (10)	100m		CAT-08-PP
SHR-15-6NB	.59 (15)	.63 (16)	.032 (0.8)	.55 (14)	50m		CAT-15-PP
SHR-20-6NB	.79 (20)	.90 (23)	.035 (0.9)	.67 (17)	30m		CAT-20-PP
SHR-25-6NB	.98 (25)	.98 (25)	.039 (1)	.79 (20)	20m		CAT-25-PP
SHR-32-6NB	1.25 (32)	1.25 (32)	.050 (1.3)	.98 (24.9)	15m		CAT-32-PP
NEW SHR-05-6V0B	.20 (5)	.24 (6)	.032 (0.8)	.39 (10)	100m	UL94 V0 Nylon, RMS-95	CAT-05-PP
SHR-08-6V0B	.31 (8)	.39 (10)	.032 (0.8)	.39 (10)	100m		CAT-08-PP
SHR-15-6V0B	.59 (15)	.63 (16)	.032 (0.8)	.55 (14)	50m		CAT-15-PP
SHR-20-6V0B	.79 (20)	.90 (23)	.035 (0.9)	.67 (17)	30m		CAT-20-PP
SHR-25-6V0B	.98 (25)	.98 (25)	.039 (1)	.79 (20)	20m		CAT-25-PP
SHR-32-6V0B	1.25 (32)	1.25 (32)	.050 (1.3)	.98 (24.9)	15m		CAT-32-PP
NEW SHR-05-6PPB	.20 (5)	.24 (6)	.032 (0.8)	.39 (10)	100m	Polypropylene, RMS-94	CAT-05-PP
SHR-08-PPB	.31 (8)	.39 (10)	.032 (0.8)	.39 (10)	100m		CAT-08-PP
SHR-15-PPB	.59 (15)	.63 (16)	.032 (0.8)	.55 (14)	50m		CAT-15-PP
SHR-20-PPB	.79 (20)	.90 (23)	.035 (0.9)	.67 (17)	30m		CAT-20-PP
SHR-25-PPB	.98 (25)	.98 (25)	.039 (1)	.79 (20)	20m		CAT-25-PP
SHR-32-6V0B	1.25 (32)	1.25 (32)	.050 (1.3)	.98 (24.9)	15m		CAT-32-PP

Available in various colors by special order

For High Temperature applications up to 266 F (130 C) high temperature Nylon, RMS-157 is available by special order. To order, use PN SHR-XX-HTNB 5,000 m Minimum

CAT Installation Tool



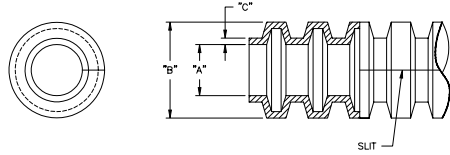

Standard Package: 1

Part No.	"A" Ref	Max Bundle Dia. "B"	To Be Used With	Color	Material	Style
NEW CAT-05-PP-BL	2.09 (53)	.24 (6)	SHR-05-YYY*	Blue	Polypropylene, RMS-150	See Richco Website
CAT-08-PP	2.80 (71)	.37 (9.5)	SHR-08-YYY*	Body: Orange Holder: White	Guide Body: Polypropylene, RMS-266; Holder: Polyacetal, RMS-267	Shown
CAT-15-PP	3.19 (81)	.63 (16)	SHR-15-YYY*			
CAT-20-PP	3.94 (100)	.79 (20)	SHR-20-YYY*			
CAT-25-PP	4.45 (113)	.96 (24.5)	SHR-25-YYY*			
CAT-32-PP	5.67 (144)	1.22 (31)	SHR-32-YYY*			

Tool available in bulk packages of 100/box. To order add -BU to the end of the part no.

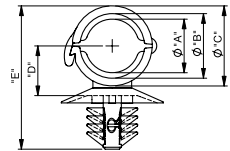
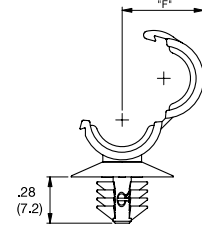
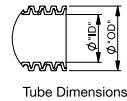
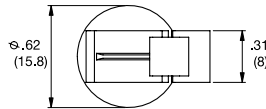
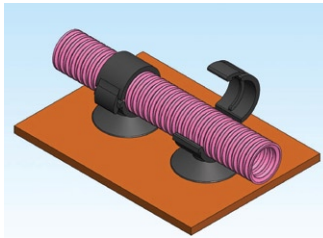
*YYY = SHR Material

CT Corrugated Tubing



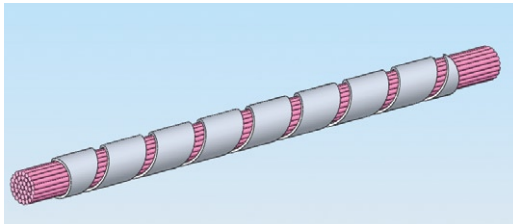
Material: Nylon 6, RMS-58 • Color: Black			
Part No.	Standard Pack: 100 Feet (30 meter) coils		
	"A" ±.015 (0.4)	"B" Ref.	"C"
CT-4	.270 (6.9)	.389 (9.9)	.017±.003 (0.40±0.08)
CT-6	.417 (10.6)	.545 (13.8)	
CT-8	.505 (12.8)	.685 (17.4)	
CT-10	.655 (16.6)	.820 (20.8)	
CT-14	.760 (19.3)	.940 (23.9)	
CT-16	.935 (23.7)	1.100 (27.9)	.020±.005 (0.50±0.13)
CT-20	1.260 (32)	1.500 (38.1)	

HLCC Hinged Locking Clamps



Mat'l: Heat Stabilized UL94 V2 Nylon 6/6, RMS-47 Color: Black										
Standard Pack: 1,000 per bag										
Part no.	Recommended Corrugated Tube Size		Panel Hole Dia	Panel Thickness	"A"	"B"	"C"	"D"	"E"	"F"
	ID	OD								
HLCC-1BK	.20 (5)	.28 (7.1)	.26-.28 (6.5-7)	.03-.12 (0.8-3)	.23 (5.8)	.28 (7.2)	.38 (9.6)	.25 (6.3)	.78 (19.7)	.39 (9.8)
HLCC-2BK	.27 (6.9)	.39 (9.9)			.33 (8.3)	.39 (10)	.49 (12.4)	.30 (7.7)	.87 (22.2)	.50 (12.6)

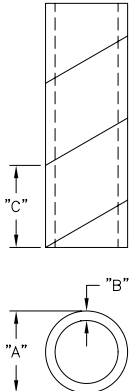
HR Spiral Wrap



• UL #E208749

Features

- Free assembly tool (HRT-1) with every 100 foot (30 meter) roll



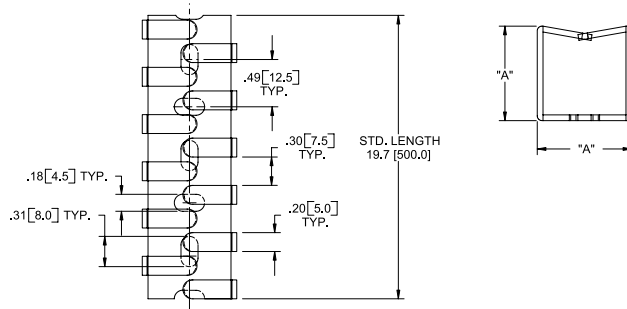
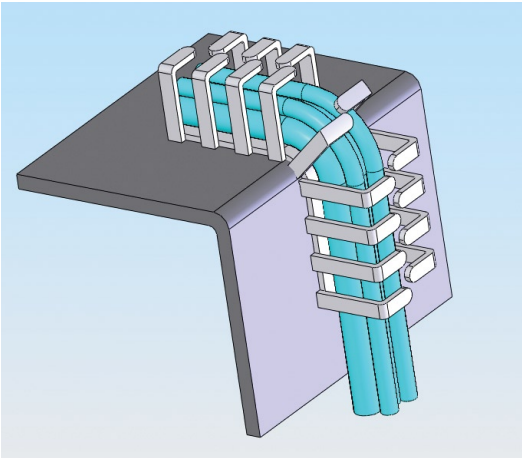
Part No.	Material/Color	"A" Ref.	"B" Ref.	"C" Ref.	Bundle Range	Standard Pack
HR2N-1/8	Nylon (RMS-88) Natural	1/8 (3.2)	.020 (0.5)	.17 (4.3)	1/16 to 1/2 (1.6 - 12.7)	100' (30 meter) rolls
HR3N-3/16		3/16 (4.8)		.25 (6.4)	1/8 to 1 (3.2 - 25.4)	
HR4N-1/4		1/4 (6.4)	.025 (0.6)	.30 (7.6)	3/16 to 1-1/2 (4.8 - 38.7)	
HR6N-3/8		3/8 (9.5)	.035 (0.9)	.38 (9.5)	5/16 to 2 (7.9 - 50.8)	
HR8N-1/2		1/2 (12.7)	.040 (1)	.50 (12.7)	3/4 to 3 (19.1 - 76.2)	
HR2P-1/8	Polyethylene (RMS-06) Natural	1/8 (3.2)	.020 (0.5)	.17 (4.3)	1/16 to 3/8 (1.6 - 9.5)	
HR3P-3/16		3/16 (4.8)		.25 (6.4)	1/8 to 1 (3.2 - 25.4)	
HR4P-1/4		1/4 (6.4)	.050 (1.3)	.30 (7.6)	3/16 to 1 (4.8 - 25.4)	
HR6P-3/8		3/8 (9.5)		.38 (9.5)	5/16 to 2 (7.9 - 50.8)	
HR8P-1/2		1/2 (12.7)	.060 (1.5)	.50 (12.7)	3/4 to 3 (19.1 - 76.2)	
HR16P-1		1 (25.4)	.070 (1.8)	1.0 (25.4)	1 to 7 (25.4 - 177.8)	
HR4U-1/4	U.V. Stabilized Polyethylene (RMS-06) Black	1/4 (6.4)	.050 (1.3)	.30 (7.6)	3/16 to 3/4 (4.8 - 19.1)	
HR6U-3/8		3/8 (9.5)		.38 (9.5)	5/16 to 2 (7.9 - 50.8)	
HR8U-1/2		1/2 (12.7)	.060 (1.5)	.50 (12.7)	3/4 to 3-1/2 (19.1 - 88.9)	
HR4V-1/4	Polycarbonate (RMS-23) Clear	1/4 (6.4)	.025 (0.6)	.30 (7.6)	3/16 to 1 (4.8 - 25.4)	

Custom lengths and colors available by special order.

HR is a RIGHT-handed wrap. LEFT-handed wrap is available by special order.

CABLE MANAGEMENT

RX Richflex Flexible Channel

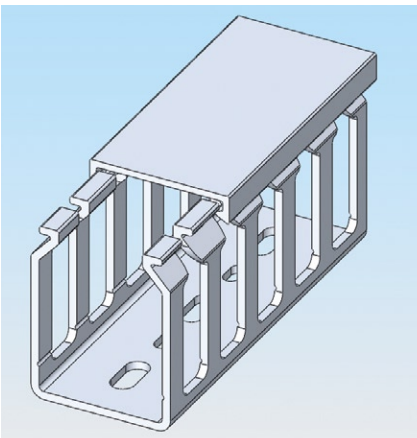


Material: Polypropylene, RMS-177 • Adhesive Back, RMS-93 • Color: Grey • Std. Length: 19.7 (500)

Part No.	Ext. Dim. "A" x "A" in (mm)	Int. Section in² (mm²)	Standard Packing (pcs)	Mounting Method
RX1313-0	.492 x .492 (12.5 x 12.5)	.171 (110)	112	Screw
RX1313-4				Adhesive
RX1616-0	.630 x .630 (16 x 16)	.287 (185)	84	Screw
RX1616-4				Adhesive
RX2020-0	.787 x .787 (20 x 20)	.496 (320)	112	Screw
RX2020-4				Adhesive
RX2525-0	.984 x .984 (25 x 25)	.775 (500)	70	Screw
RX2525-4				Adhesive
RX3030-0	1.181 x 1.181 (30 x 30)	1.116 (720)	50	Screw
RX3030-4				Adhesive
RX4040-0	1.575 x 1.575 (40 x 40)	2.046 (1320)	50	Screw
RX4040-4				Adhesive
RX5050-0	1.969 x 1.969 (50 x 50)	3.162 (2040)	32	Screw
RX5050-4				Adhesive

SRWD/SRWDN

Slotted Richco Wiring Duct



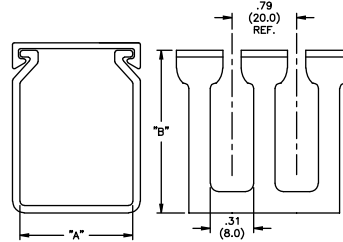
• UL #E161178

Mat'l: PVC, RMS-195 Color: Grey, Length 6-1/2' (1.98m)

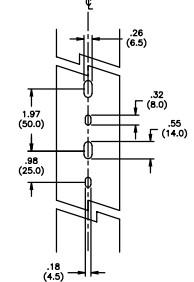
Part No.	"A"	"B"	Standard Pack	Mounting Style
SRWD-1015	1.0 (25.4)	1.5 (38.1)	78' (24m)	1
SRWD-1515	1.5 (38.1)	1.5 (38.1)		
SRWD-1520		2.0 (50.8)	52' (16m)	
SRWD-2020	2.0 (50.8)	2.0 (50.8)	52' (16m)	2
SRWD-4020	4.0 (101.6)	2.0 (50.8)	26' (8m)	

Parts also available in White, Black and Blue by special order.
To order, add suffix W for White, BL for Blue, and BK for Black

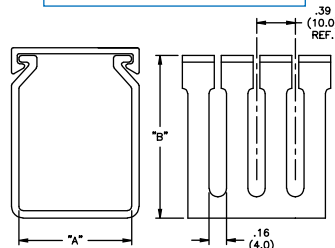
SRWD-WIDE SLOT



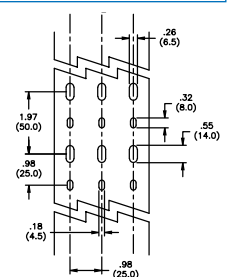
MOUNTING STYLE #1



SRWDN-NARROW SLOT



MOUNTING STYLE #2



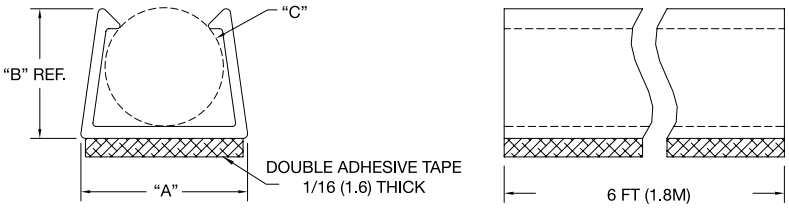
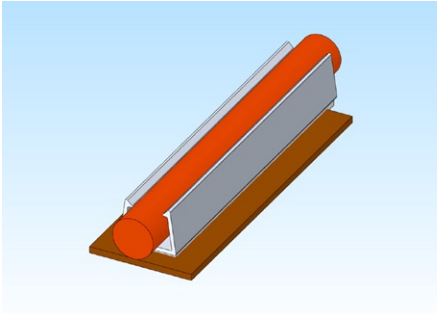
Mat'l: PVC, RMS-195 Color: Grey

Part No.	"A"	"B"	Standard Pack	Mounting Style
SRWDN1-1530	1.5 (38.1)	3.0 (76.2)	78' (24m)	1
SRWDN1-2030	2.0 (50.8)	2.0 (50.8)		

Parts also available in White, Black and Blue by special order.
To order, add suffix W for White, BL for Blue, and BK for Black

SCD

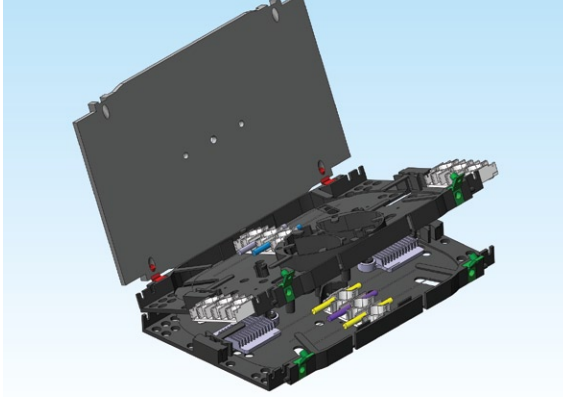
Single Cable Duct on Adhesive Base



Material: Rigid PVC, RMS-32; Adhesive, RMS-15 Color: Computer Tan					
Standard Pack: 60 ft. (18.3m) in ten 6 ft (1.8m) long pieces					
Part No.	"A"	"B" Ref	"C" Holding Dia.	Cable Recommendations	
				COAX	COMPUTER
SCD-1521	.30 (7.6)	.25 (6.4)	.156-.218 (4-5.5)	RG58	-
SCD-2228	.36 (9.1)	.29 (6.6)	.218-.280 (4-7.1)	RG59,62,6	9 Line

Notes

OFST Optical Fiber Splice Tray System



Features

- Lid, trays, and hinges all sold separately or in a kit: OFST-A-P-1
- Inter-tray fiber routing possible through slots along one of the long sides
- OFSTH color coded hinges indicate side of tray to open from
- Can be used with OFSH splice holders, OFSP splice protectors and OFBLT bend limiting tubing

Fig. 1

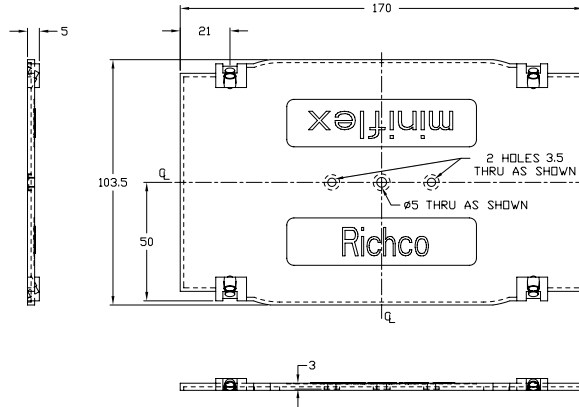


Fig. 2

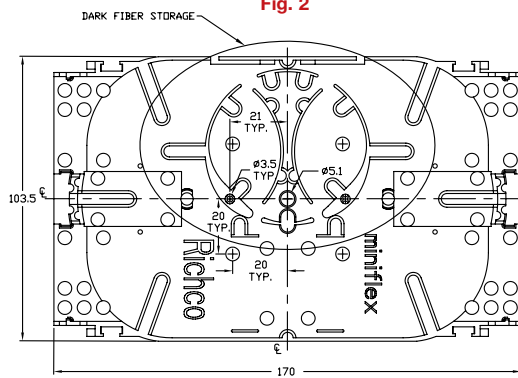


Fig. 3

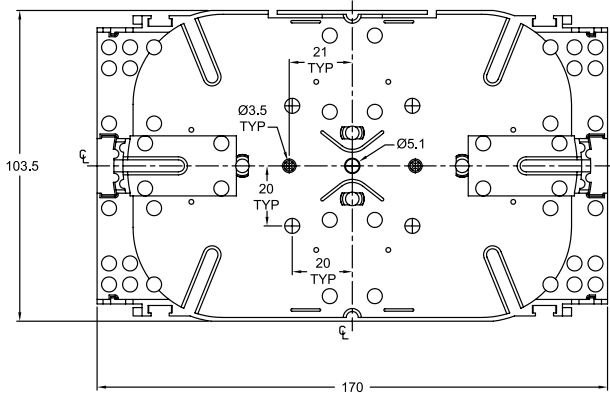
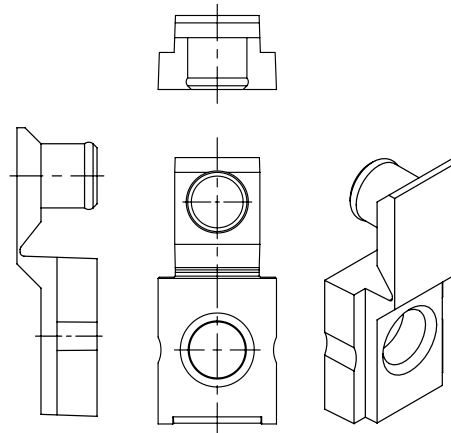


Fig. 4

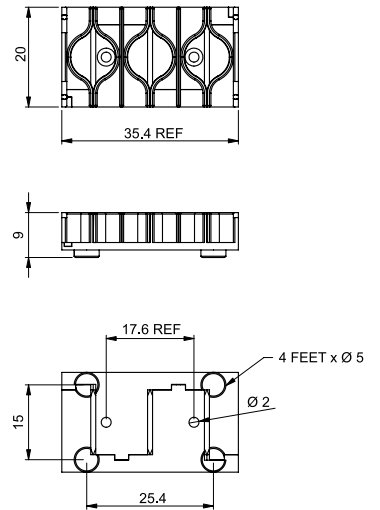
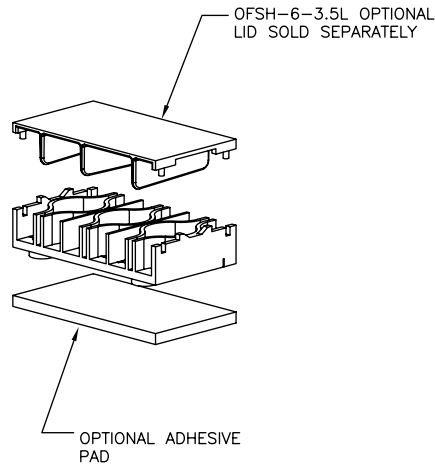
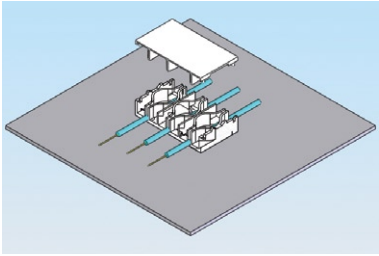


Miniflex Technology Manufactured by Richco					
Part No.	Description	Material	Color	Standard Pack	Fig.
OFST-1-L	OF Splice Tray Lid	PPE + PS Blend, RMS-105			1
OFST-1-M	OF Splice Tray Managed with Radius Control & Dark Fiber Storage	Glass-Filled UL94 V0 Nylon 6/6, RMS-104	Black	10	2
OFST-1-P	OF Splice Tray Plain with Basic Storage Facility				3
OFSTH-1-RED	OF Splice Tray Hinge	PP, RMS-150 & TPE, RMS-182	Red	20	4
OFSTH-1-GRN	OF Splice Tray Hinge		Green		
OFST-A-P-1	Splice Tray Kit Includes: 1 x OFST-1-L 1 x OFST-1-P 2 x OFSTH-1-RED 2 x OFSTH-1-GRN	See above	See above	10	-

All dimensions in millimeters.

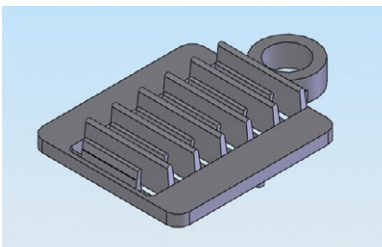
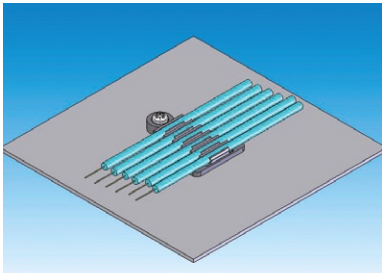
OFSH-6-3.5

Optical Fiber Splice Holder

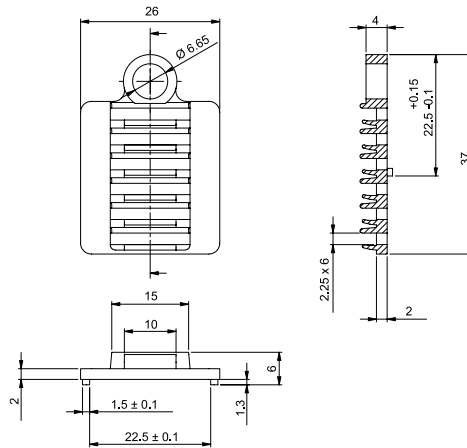


Miniflex Technology manufactured by Richco	
Material Mix: PP, RMS-150; TPE, RMS-182; Color: Natural	
Standard Pack: 10 per bag	
Part No.	Contents
OFSH-6-3.5	No Adhesive
OFSH-6-3.5A	With Adhesive, RMS-400
OFSH-6-3.5L	Lid Only

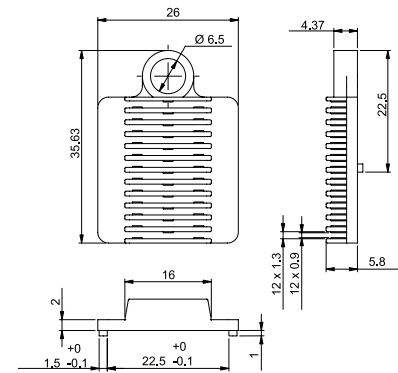
OFSH-T Splice Holder



OFSH-T-6



OFSH-T-12

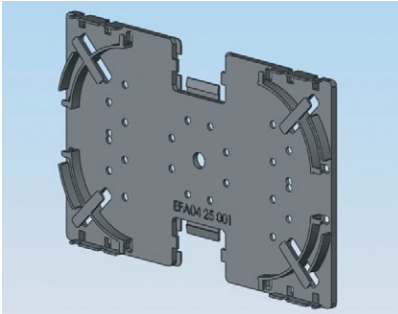


Features

- OFSH-T-6 designed to hold up to 6 x 3mm fiber or components, i.e. couplers, splice protectors (OFSP on page 173), and WDM's
- OFSH-T-12 designed to hold up to 12 crimp splice protectors
- OFSH-T Splice Holders can be used with OFST Series Splice Trays

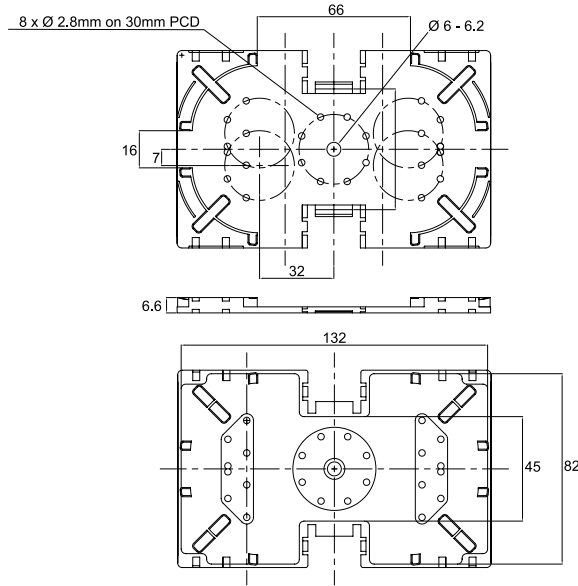
Standard Pack: 100 per bag		
Part No.	Material	Color
NEW OFSH-T-6-GFBLK	25% Glass-Filled UL94 V0 Nylon 6/6, RMS-104	Black
OFSH-T-12-01BLK	UL94 V2 Nylon 6/6, RMS-01	
OFSH-T-12-19BLK	UL94 V0 Nylon 6/6, RMS-19	

EFA04 25 001 Splice Tray



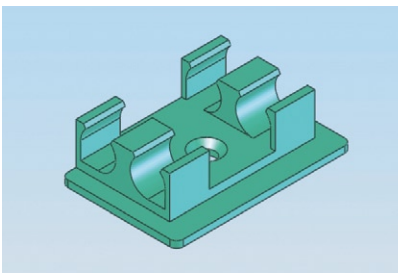
Features

- Molded-in features maintain bend radius at 30mm
- Accepts Isolator Clips EFA04 61, 63 and 64 001 (shown below) for holding splicing components
- Accepts 16-way Fiber Clip EFA04 06 and 08 001 (page 171) broken into a 4-way segment for holding splicing components



A Europlus/Richco Product	
Material: UL94 V0 Nylon 6, RMS-390; Color: Black	
Standard Pack: 50 per bag	
EFA04 25 001	
Parts are available by special order only. 500 piece minimum.	
All dimensions in millimeters.	

EFA04 6X Isolator Clips

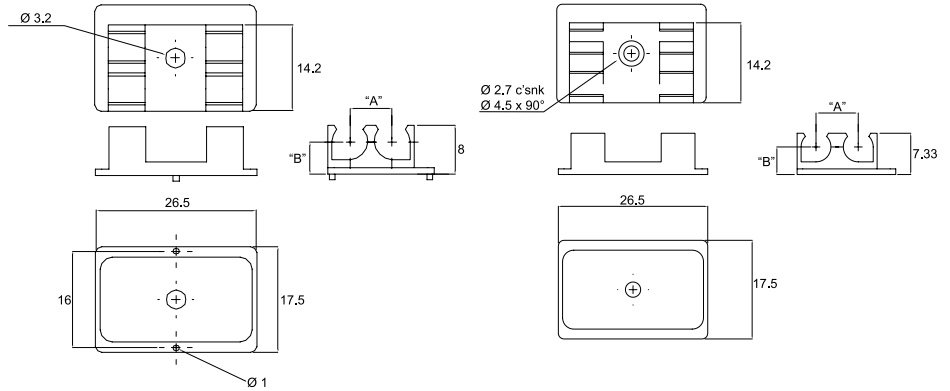


Features

- Designed for use in the Array Tray EFA04 25 001 (shown above)
- Can be screw or rivet mounted or mounted with self adhesive pads, please see Section C
- EFA04 61 001 has anti-rotation pins to securely mount when using screw or rivet

Figure 1

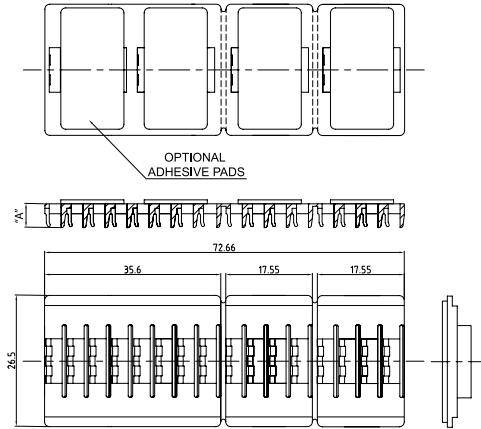
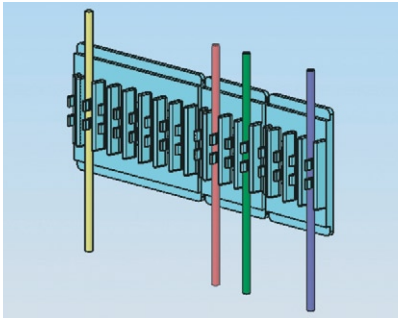
Figure 2



A Europlus/Richco Product					
Material: UL94 V0 Nylon 6, RMS-390; Adhesive, RMS-143					
Standard Pack: 100 per bag					
Part No.	Contents	Color	"A"	"B"	Figure
EFA04 61 001	6MM Isolator Clip	Red	6.9	5.3	1
EFA04 61 ASS	6MM Isolator Clip with Adhesive Pad				
EFA04 63 001	5.5MM Isolator Clip	Green	7.5	4.9	2
EFA04 63 ASS	5.5MM Isolator Clip with Adhesive Pad				
EFA04 64 001	4.5MM Isolator Clip	Yellow	8.5	5.3	
EFA04 64 ASS	4.5MM Isolator Clip with Adhesive Pad				
All dimensions in millimeters.					

J

EFA04 06/EFA04 08 16-Way Fiber Clips

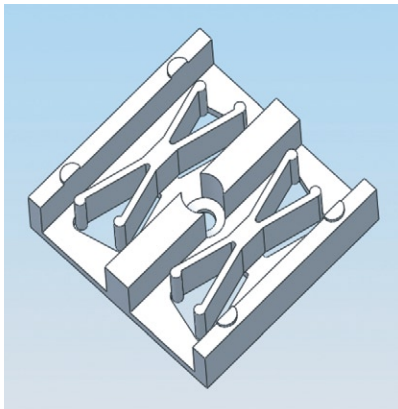


Features

- Can be broken apart to form 3 individual clips holding 4, 4 and 8 components
- A broken apart 4-way can be used in the Splice Tray EFA04 25 001 (page 170)

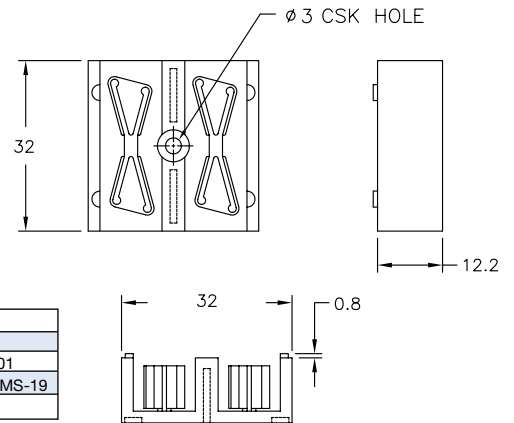
A Europlus/Richco Product			
Material: UL94 V0 Nylon 6, RMS-390; Adhesive RMS-143			
Standard Pack: 100 per bag			
Part No.	Contents	Color	"A"
EFA04 06 001	16-way 3mm fiber clip	Black	4.8
EFA04 06 ASS	16-way 3mm fiber clip with adhesive pad		
EFA04 08 001	16-way 2mm fiber clip	Blue	6.4
EFA04 08 ASS	16-way 2mm fiber clip with adhesive pad		
Available by special order only. 500 piece MOQ.			
All dimensions in millimeters.			

OFSH-4 Optical Fiber Splice Holder



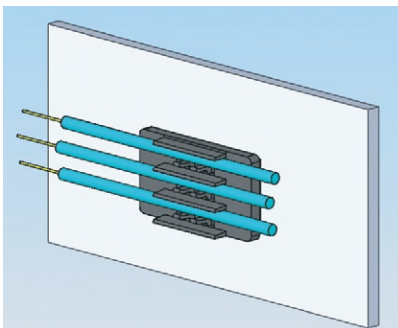
Features

- Holds 12 x 2.7mm or 4 x 4.2mm splices
- Fastens with either a self-adhesive pad RMS-270, provided, or via a rivet



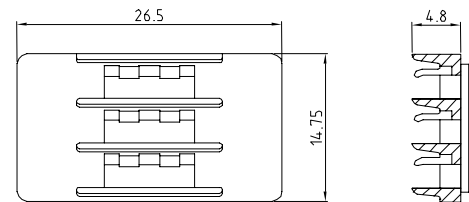
Color: Natural; Standard Pack: 50 per bag	
Part No.	Material
OFSH-4-1-01LA	Nylon 6/6, RMS-01
OFSH-4-1-19LA	UL94 V0 Nylon 6/6, RMS-19
Dimensions in millimeters.	

EFA04 02 ASS Fiber Clip




Features

- Designed to hold 3mm diameter fiber or components, i.e. couplers, splice protectors (OFSP on page 173), and WDM's



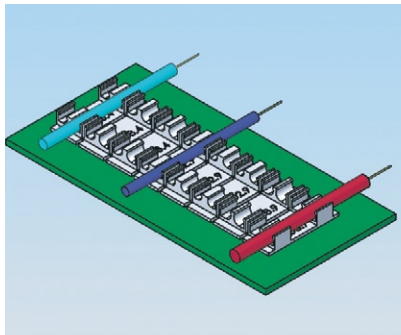
A Europlus/Richco Product	
Material: UL94 V0 Nylon 6, RMS-390 Color: Black	
Standard Pack: 100 per bag	
Part Number	Contents
EFA04 02 ASS	3mm fiber clip with adhesive pad, RMS-143
All dimensions in millimeters.	



ADHESIVE PAD

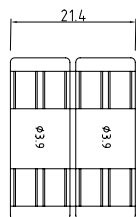
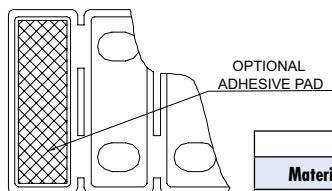
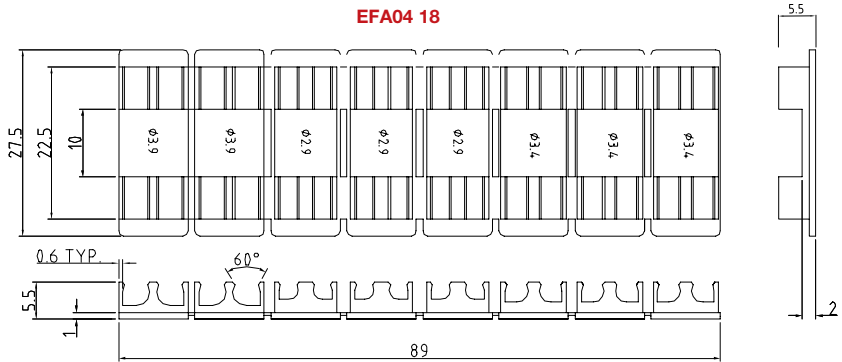
FIBER MANAGEMENT

EFA04 18/EFA04 71 Coupler Clip

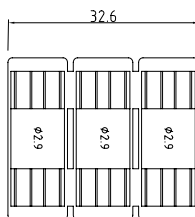


Features

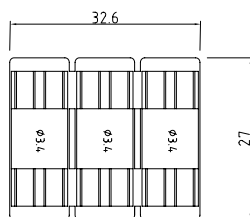
- EFA04 18 can be broken apart to form individual clips



EFA04 71 X03
Ø3.9 Coupler Clip



EFA04 71 X01
Ø2.9 Coupler Clip



EFA04 71 X02
Ø3.4 Coupler Clip

A Europlus/Richco Product	
Material: UL94 V0 Nylon 6, RMS-390 Color: Black; Adhesive RMS-143	
Standard Pack: 100 per bag	
Part No.	Contents
EFA04 18 001	4-way 3.9mm, 6-way 3.4mm, 6-way 2.9mm coupler clips
EFA04 18 ASS	EFA04-18-001 with 8 adhesive pads
EFA04 71 001	6-way 2.9mm coupler clip
EFA04 71 P01	EFA04-71-001 with 3 adhesive pads
EFA04 71 002	6-way 3.4mm coupler clip
EFA04 71 P02	EFA04-71-002 with 3 adhesive pads
EFA04 71 003	4-way 3.9mm coupler clip
EFA04 71 P03	EFA04-71-003 with 2 adhesive pads
Available by special order, 500 piece minimum.	
All dimensions in millimeters.	

OFSH2-24 24-Way Splice Holder




Figure 1

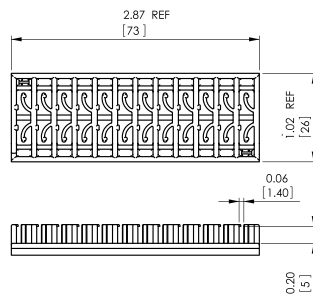
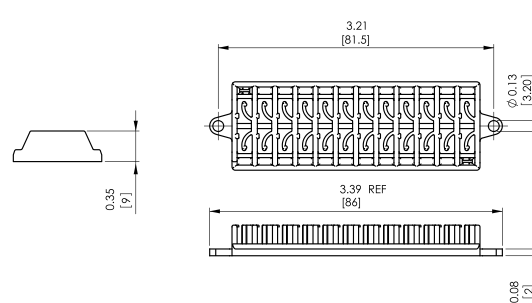


Figure 2



Material: UL94 V0 Nylon, RMS-19 Color: Black		Standard pack: 50 per bag	
Part No.	Mounting Method	Splice Protector Size After Heat Shrink	Figure
OFSH2-24-1	0.031 (0.8) Thick adhesive pad, RMS-375	Up to 0.06 (1.6)	1
OFSH2-24-2	No Adhesive		2
OFSH2-24-3	M3 OR #4 Screw		

J

OFSP/ROFSP

Optical Fiber & Ribbon Fiber Splice Protector

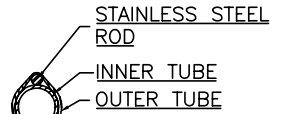
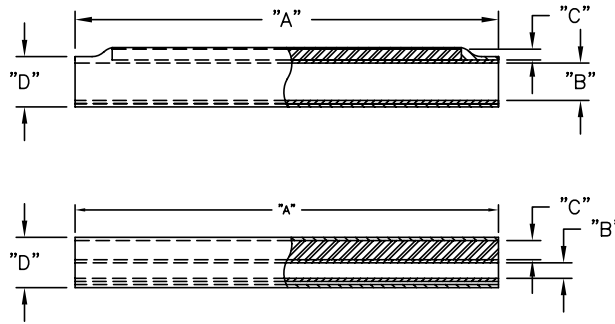



Fig. 1

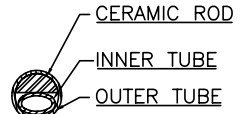


Fig. 2

Material: Outer Tube - Heatsrink 3:1 Ratio Polyolefin, RMS-225
Inner Tube - PE Copolymer Adhesive, RMS-226; Color: Clear
Rod - OFSP - SS, RMS-227; ROFSP - Ceramic, RMS-170

Standard Pack: 100 per bag

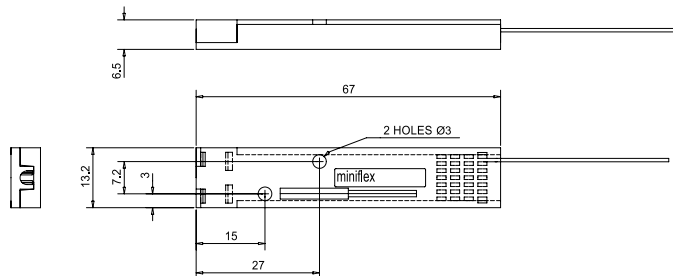

Part No.	"A" Nominal Sleeve Length Ref.	"B" Inner Tube Ø	"C" Nominal Rod Ø	"D" Recovered Ø Ref.	Figure
OFSP-10-25	25	1.5	1	2.4	1
OFSP-10-30	30				
OFSP-10-35	35				
OFSP-10-40	40		1.5	2.8	
OFSP-10-45	45				
OFSP-10-61	61				
OFSP-15-40	40	0.5	0.8	1.6	
OFSP-15-61	61				
OFSP-08-25	25	3.6 X 1	4 X 1.8	5 X 3	2
OFSP-08-40	40				
ROFSP-40-40	40				

Other colors available by special order only, 1000 piece minimum.

All dimensions in millimeters.

OFFM

Optical Fiber Flat Manifold



Features

- Maximum of 12 fibers
- A range of flanged termination crimp kits (OFTK Series) are available to give a strong, mechanical anchorage for common size element/blown fiber tubing and OFBLT.

Description

The Optical Fiber Flat Manifold has the ability to breakout and protect primary fiber from cable element tubing, ribbon fiber or a blown fiber unit. The input fiber tube is secured by a clamping system molded into the product. Each output fiber is protected in a 900 µm PTFE tube, also secured by a molded detail.

Patented Miniflex Technology

Material: Glass-filled UL94 V0 PBT, RMS-290 Color: Gray

Standard Pack: 10 per bag

Part No.	Each Bag Supplied With:
OFFM	10 Manifolds, No Tubing
OFFM-1-12	10 Manifolds 120M coil PTFE-1-120-NAT 10 x 30mm long silicone tube 10 x 15mm long silicone tube 10 pieces PE foam adhesive tape

All dimensions in millimeters.

Material: PTFE UL94 V0; Color: Natural; RMS-291

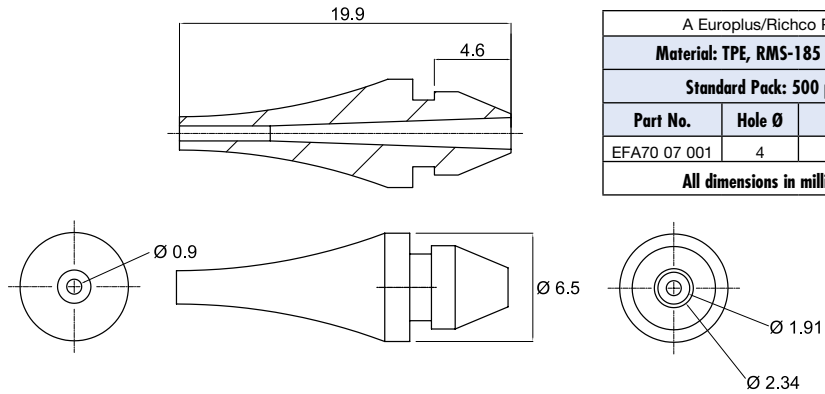
Standard Pack: 120 meter coil per bag

PTFE-1-120-NAT

Other colors are available by special order.

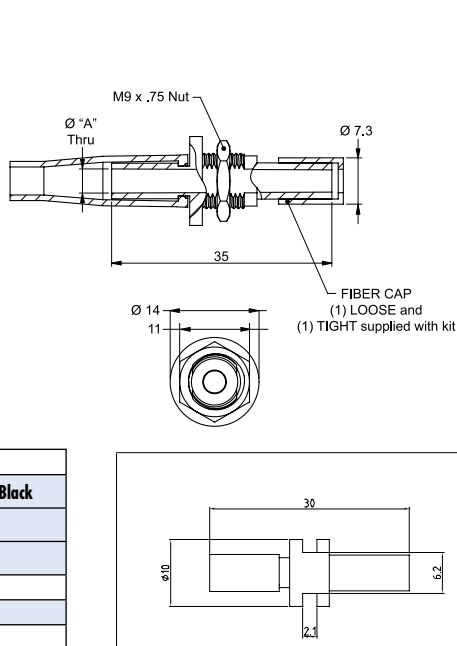
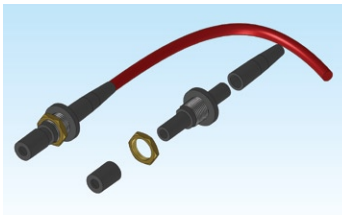
FIBER MANAGEMENT

EFA70 07 001 Strain Relief Boot 900 Micron Fiber



A Europlus/Richco Product		
Material: TPE, RMS-185 Color: Black		
Standard Pack: 500 per bag		
Part No.	Hole Ø	Panel Thickness
EFA70 07 001	4	1.6
All dimensions in millimeters.		

EFA52 XX ASS Quick Panel Mount Strain Relief Gland

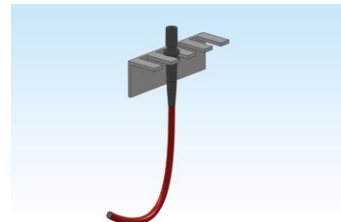


Features

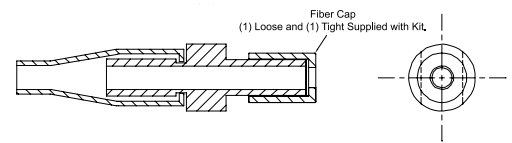
- Provides added protection to jacketed and bare fiber while routed through a hole

A Europlus/Richco Product	
Material: UV94 V0 Nylon 6, RMS-390; Color: Black	
Standard Pack: 250 per bag	
Part Number	"A"
EFA52 02 ASS	3.5
EFA52 05 ASS	2.5
All dimensions in millimeters	

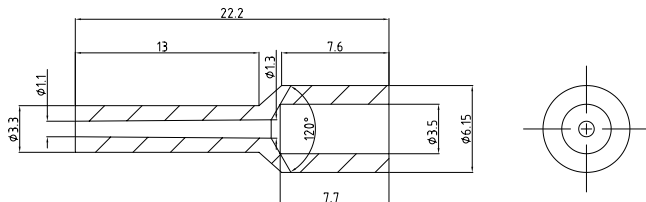
EFA52 03 ASS Quick Panel Mount Strain Relief Gland, Slot in Version



A Europlus/Richco Product	
Material: UL94 V0 Nylon 6, RMS-390; Color: Black	
Standard Pack: 250 per bag	
EFA52 03 ASS	
All dimensions in millimeters	

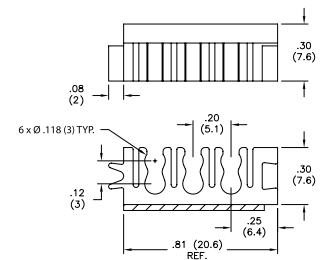
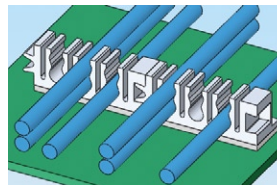


EFA70-01-001 900 Micron Boot

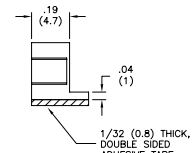


A Europlus/Richco Product	
Material: TPE, RMS-185	
Standard Pack: 500 per bag	
Part Number	Color
EFA70 01 001	Black
All dimensions in millimeters	
Parts are available by special order only. 1,000 piece minimum.	
Other Colors available by Special Order.	

OFEB-3-19 Optical Fiber Expandable Bracket

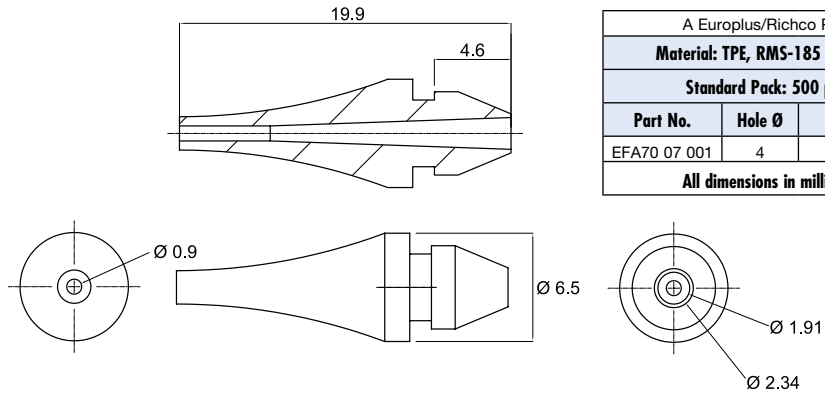


Material: UL94 V0 Nylon, RMS-19	
Color: Natural	
Standard Pack: 1,000 per bag	
Adhesive Backing, RMS-15	



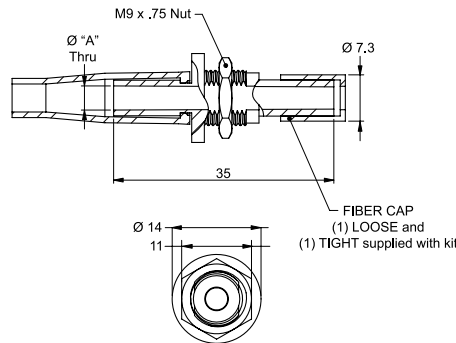
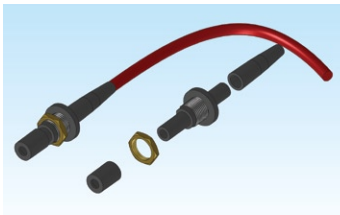
FIBER MANAGEMENT

EFA70 07 001 Strain Relief Boot 900 Micron Fiber



A Europlus/Richco Product		
Material: TPE, RMS-185 Color: Black		
Standard Pack: 500 per bag		
Part No.	Hole Ø	Panel Thickness
EFA70 07 001	4	1.6
All dimensions in millimeters.		

EFA52 XX ASS Quick Panel Mount Strain Relief Gland

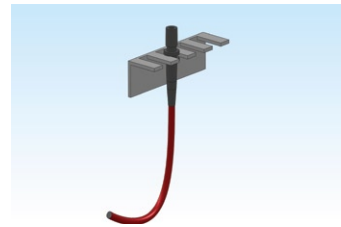


Features

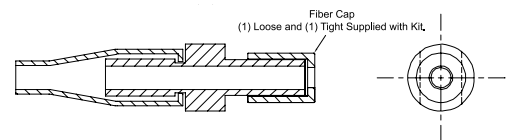
- Provides added protection to jacketed and bare fiber while routed through a hole

A Europlus/Richco Product	
Material: UV94 V0 Nylon 6, RMS-390; Color: Black	
Standard Pack: 250 per bag	
Part Number	"A"
EFA52 02 ASS	3.5
EFA52 05 ASS	2.5
All dimensions in millimeters	

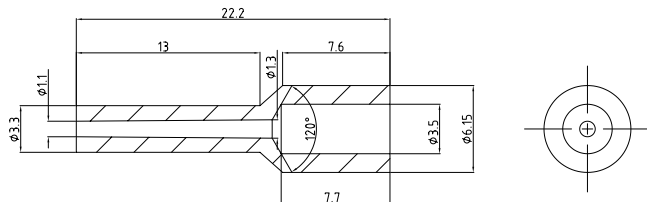
EFA52 03 ASS Quick Panel Mount Strain Relief Gland, Slot in Version



A Europlus/Richco Product	
Material: UL94 V0 Nylon 6, RMS-390; Color: Black	
Standard Pack: 250 per bag	
EFA52 03 ASS	
All dimensions in millimeters	

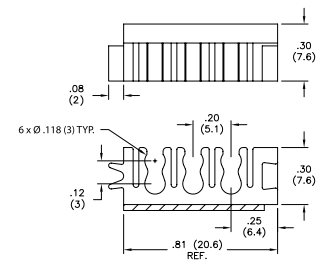
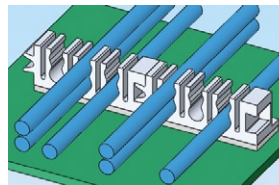


EFA70-01-001 900 Micron Boot

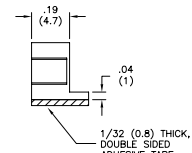


A Europlus/Richco Product	
Material: TPE, RMS-185	
Standard Pack: 500 per bag	
Part Number	Color
EFA70 01 001	Black
All dimensions in millimeters	
Parts are available by special order only. 1,000 piece minimum.	
Other Colors available by Special Order.	

OFEB-3-19 Optical Fiber Expandable Bracket

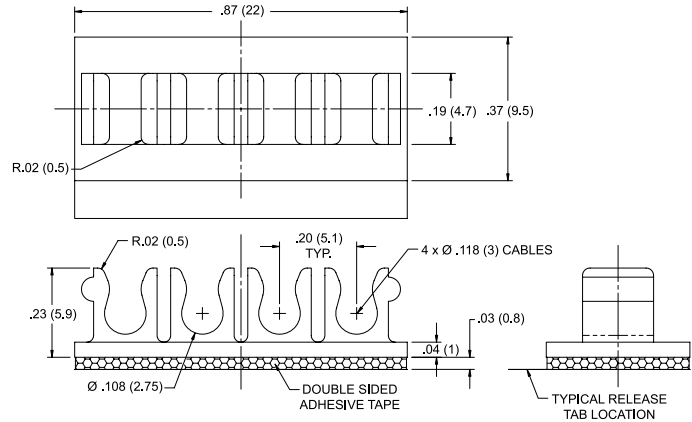
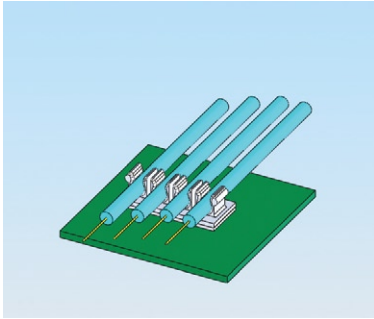


Material: UL94 V0 Nylon, RMS-19	
Color: Natural	
Standard Pack: 1,000 per bag	
Adhesive Backing, RMS-15	



OFHB3-4-19A-RT

Optical Fiber Holder on Base, 3mm



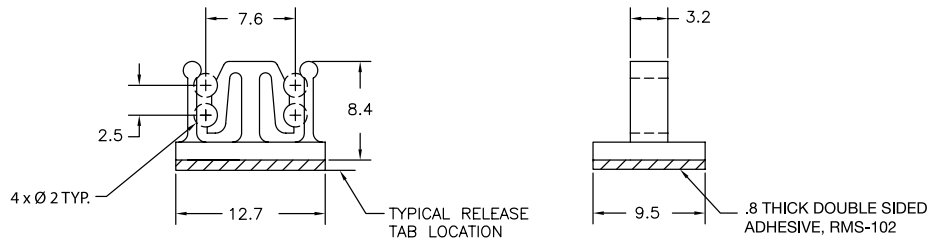
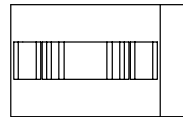
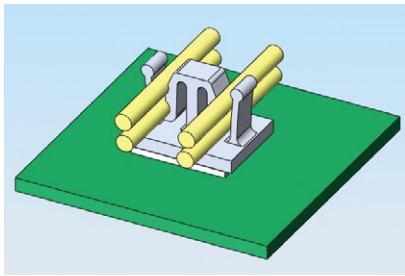
Material: UL94 V0 Nylon, RMS-19
Color: Natural

Standard Pack: 1,000 per bag

Adhesive Backing, RMS-15

OFHB2-4A1-RT-19

Optical Fiber Holder on Base, 2mm



Material: Nylon 6/6, RMS-19
Color: Natural

Standard Pack: 1,000 per bag

All dimensions in millimeters

OFB-BH

Optical Fiber Bracket, Blind Hole

Fig. 1

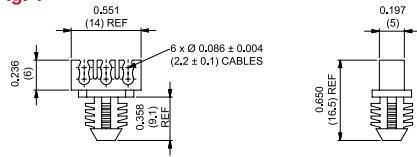
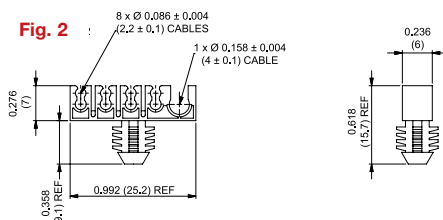

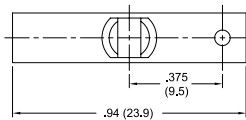
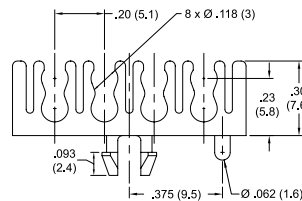


Fig. 2



OFB3P-4-19

Optical Fiber Bracket, 3mm, Plug-In, 4 Slot



Features

- Anti-rotation pin prevents fiber kinking due to bracket turning in the mounting hole

Material: Nylon 6/6 UL94 V0, RMS-19; Color: Natural

Standard Pack: 1,000 per bag

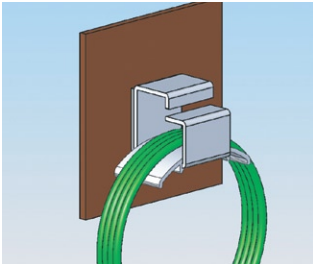
Mat'l: UL94 V0 Nylon, RMS-19 Color: Natural		Standard Pack: 1,000 per bag	
Part No.	Hole Dia.	Panel Thickness	Fig.
OFB-BH-6-19	0.312 ± 0.002	0.250 (6.35) Min.	1
OFB-BH-9-19	(7.92 ± 0.05)		2

NEW

FIBER MANAGEMENT

OFCC/OFCG

Optical Fiber Coiling Clip



Features

- Two extruded clips snap into each other to form a clip with a smooth, curved surface to accommodate fiber optic bundles

Fig. 1

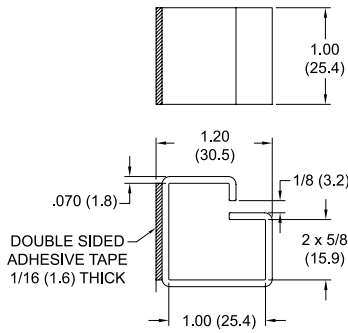
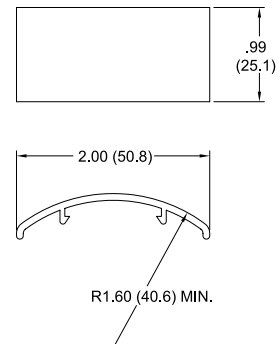


Fig. 2



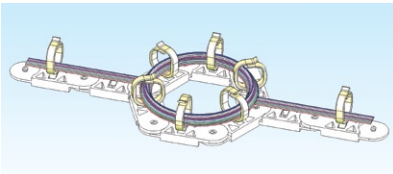
Material: Rigid PVC, RMS-04; Adhesive, RMS-15; Color: Black

Standard Pack: 100 per bag

Part Number	Figure
OFCC-16A-RT	1
OFCG-16	2

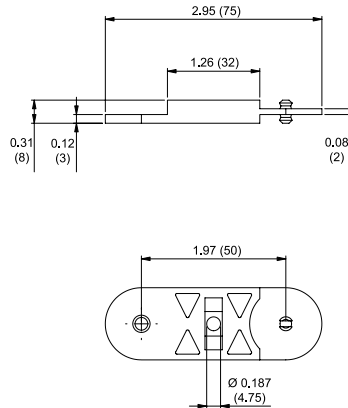
OFCP-50-19

Chain Plate



Features

- Complete the circle for an excess fiber spool to form a "Y" for breakout points
- All connections maintain a bend radius greater than 30mm



Material: UL94 V0 Nylon 6/6; RMS-19; Color: Natural

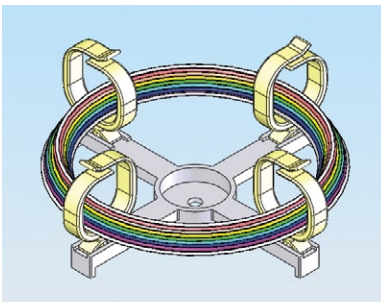
Standard Pack: 500 per bag

OFCP-50-19

Parts are available by special order only. 1,000 piece minimum.

OFSB

Optical Fiber Support Base

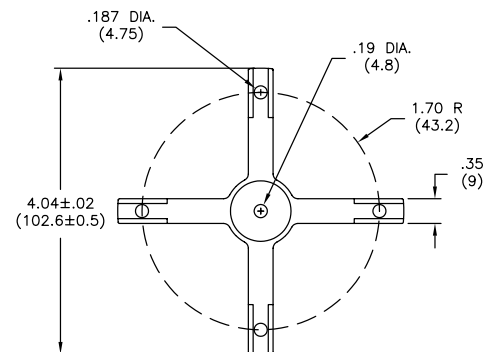


Features

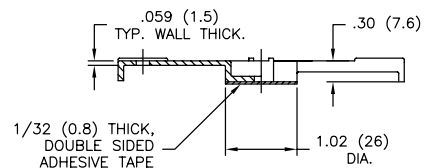
- Designed for use in fiber optic patch panel applications

Mounting Rivets For The OFSB		
Part No.	Hole Dia.	Panel Thickness Range
SR-5045	.201-.205 (5.1-5.2)	.059-.098 (1.5-2.5)
SR-5055		.098-.138 (2.5-3.5)
SR-5065		.138-.177 (3.5-4.5)
SR-5075		.177-.217 (4.5-5.5)
SR-5085		.217-.256 (5.5-6.5)
SR-5095		.256-.295 (6.5-7.5)
SR-5105		.295-.335 (7.5-8.5)

See page 47

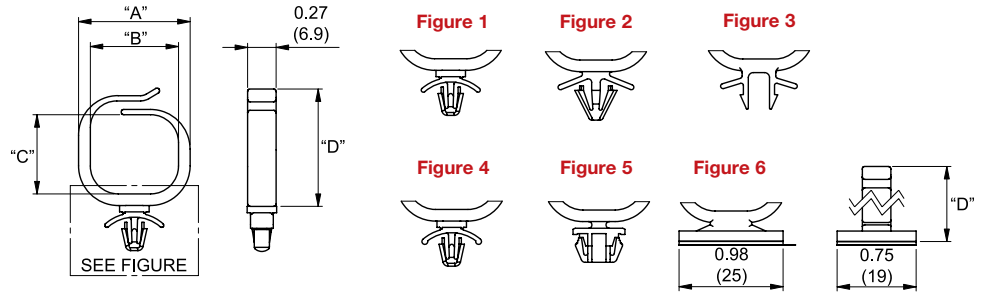



Standard Pack: 100 per bag		
Material: UL94 V2 Nylon 6/6, RMS-01 Color: Natural	Material: UL94 V0 Nylon 6/6, RMS-19 Color: Natural	Mounting Method
OFSB-4-85-01A	OFSB-4-85-19A	Adhesive tape, RMS-15
OFSB-4-85-01	OFSB-4-85-19	Screw or Rivet Mount



OFNS

Optical Fiber Network Saddle

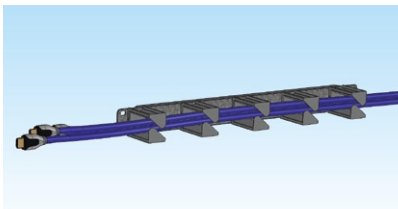


UL94 V2 Nylon 6/6, RMS-01 Color: Natural	UL94 V0 Nylon 6/6, RMS-19 Color: Natural	"A" Ref.	"B" Ref.	"C" Ref.	"D" Ref.	Mounting Hole	Panel Thickness	Style	Standard Pack
OFNS-13-187-01	OFNS-13-187-19	1.06 (26.8)	.83 (21.2)	.75 (19)	1.11 (28.2)	.187 (4.75)	.031 - .079 (0.8 - 2)	1	1000
OFNS-13-312-01	OFNS-13-312-19					.312 (7.92)	.031 - .063 (0.8 - 1.6)	2	
OFNS-13-250-01	OFNS-13-250-19					.250 (6.35)	.031 - .079 (0.8 - 2)	4	
OFNS-13-S9.5M-01	OFNS-13-S9.5M-19					.374 (9.5) Square	.031 - .079 (0.8 - 2)	5	
OFNSB-13-01A-RT	OFNSB-13-19A-RT				1.29 (32.7)	.03 (0.8) thick adhesive, RMS-15		6	500
OFNS-16-187-01	OFNS-16-187-19	1.35 (34.3)	1.13 (28.7)	.99 (25.1)	1.35 (34.4)	.187 (4.75)	.031 - .079 (0.8 - 2)	1	1000
OFNS-16-312-01	OFNS-16-312-19					.312 (7.92)	.031 - .063 (0.8 - 1.6)	2	
OFNS-16-S307-01	OFNS-16-S307-19					.307 (7.8)	.031 - .079 (0.8 - 2)	3	
OFNS-16-S9.5M-01	OFNS-16-S9.5M-19					.374 (9.5) Square	.031 - .079 (0.8 - 2)	5	
OFNSB-16-01A-RT	OFNSB-16-19A-RT				1.53 (38.9)	.03 (0.8) thick adhesive, RMS-15		6	500
NEW OFNS-28-S9.5M-01	OFNS-28-S9.5M-19	1.693 (43)	1.38 (35)	1.733 (44)	2.17 (55)	.374 (9.5) Square	.031 - .079 (0.8 - 2)	5	

Available in black color by special order. To order, add "BK" to the end of the part number.

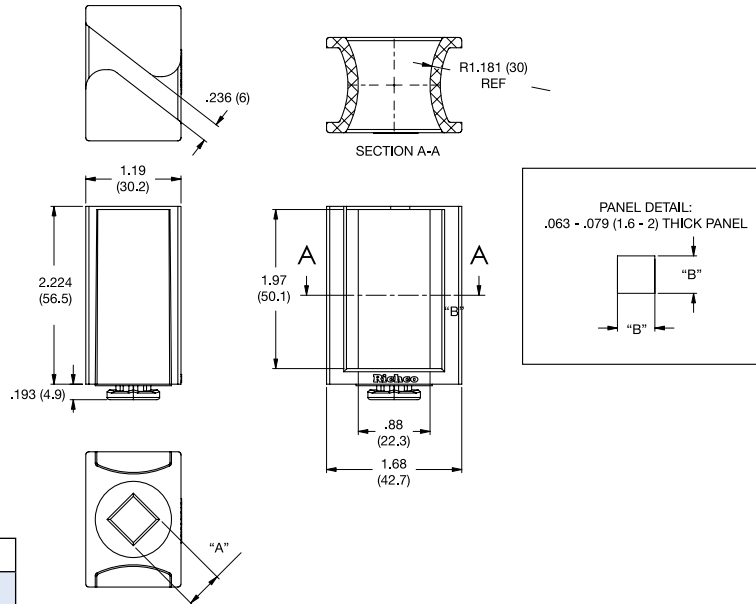
OFRB

Optical Fiber Rack Bracket



Features

- Mounts into a 19" rack with a 1/4 turn

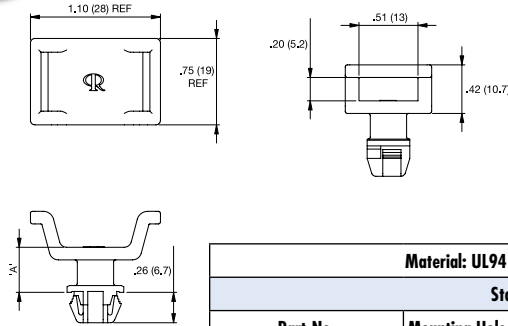


Material: UL94 V0 Nylon, RMS-19		Standard Pack: 250 per Bag
Part No.	"A"	"B"
OFRB-1BK	.461 (11.7)	.465 (11.8)
OFRB-2BK	.366 (9.3)	.374 (9.5)
Color: Black		

FIBER MANAGEMENT

FTH-27-1

Flat Tie Holder for
Kwik Wrap / Hook & Loop



Features

- Mounts RKW series Hook & Loop Fiber & Cable Ties (see page 107)

Material: UL94 V2 Nylon 6/6 RMS-01*, Color: Black			
Standard Pack: 500 per bag			
Part No.	Mounting Hole ± 0.03 (0.08)	Panel Thickness	"A"
FTH-27-1-01BK	.37 (9.5) Square	.03-.08 (0.8-2)	.12 (3)
FTH-27-2-01BK			.39 (10)

**Available in UL94 V0 material by special order. To order, replace -01 with -19.*

SHR-C

Harness Wrap Clip

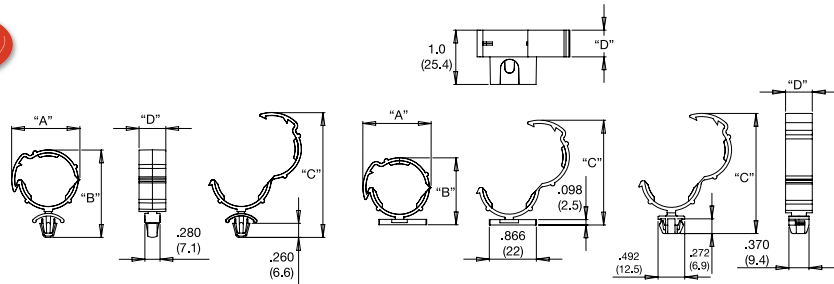


Fig. 1

Fig. 2

Fig. 3

Features

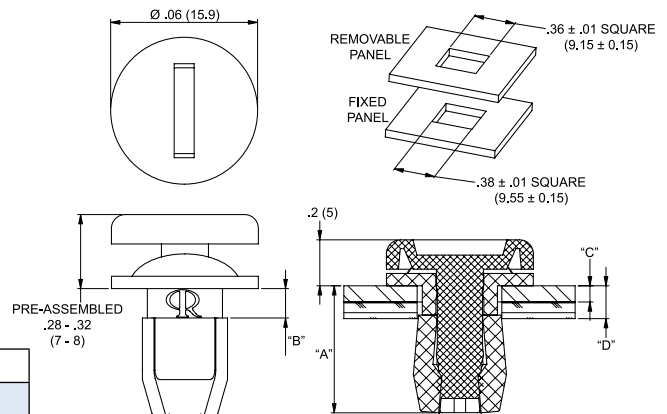

- Mounts SHR series harness wrap for managing fiber & cables (see page 164)

Material: Nylon 6/6, RMS-01*, Color: Black							
Standard Pack: 500 per bag							
Part No.	"A" Ref	"B" Ref	"C" Ref	"D"	Bundle dia.	Mounting Method	Fig
SHR-C1	1.14 (29)	1.67 (42.5)	2.28 (58)	.49 (12.5)	To hold Richco Harness Wrap SHR-20 and SHR-25 sizes	Snap Lock into a .252 \pm .002 (6.4 \pm 0.05) Hole in a .031-.079 (0.8-2) Panel	1
SHR-C2	1.18 (30)	1.28 (32.5)	1.85 (47)			#8 or M4 Screw	2
SHR-C3		1.63 (40.5)	2.21 (56)			.03 (0.8) Thick Double Sided Adhesive Tape, RMS-375	3
SHR-C4		Snap Lock into a .37 (9.5 \pm 0.8) Square Hole in a .031-.079 (0.8-2) Panel					

**Parts are available in UL94 V0 material by special order only. To order, add -19 to the end of the part number.*

QTPF

Quarter Turn Panel Fastener



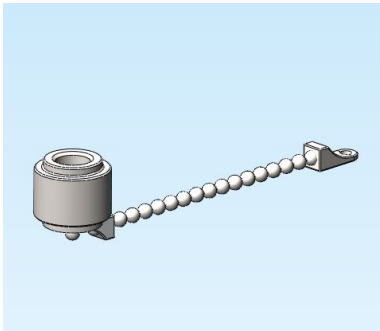
Material: UL94 HB Acetal, RMS-14 Color: Black					Standard Pack: 1,000 per bag	
Part No.	"A"	"B"	Removable Panel Thickness "C"	Total Panel Thickness "D"		
QTPF-1BK	.48 (12.3)	.07 (1.7)	.02-.06 (0.5-1.6)	.08-.02 (2-5)		
QTPF-2BK	.54 (13.7)	.12 (3.1)	.07-.12 (1.8-3.1)	.16-.24 (4-6.2)		

White color available by special order. To order replace BK with WH.

J

EFA02

Dust Caps with Metal Chain

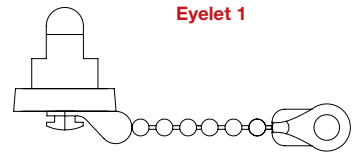


Features

- The mounting hole for EFA02 14 is a blind hole and does not expose the adapter/connector and can be used on its own. Other dust caps in this series require the retaining chain, and cannot be sold separately, as this leaves a hole exposing the connector/adapter.



Typical Assembly for EFA02 Series Dust Caps with Metal Chains

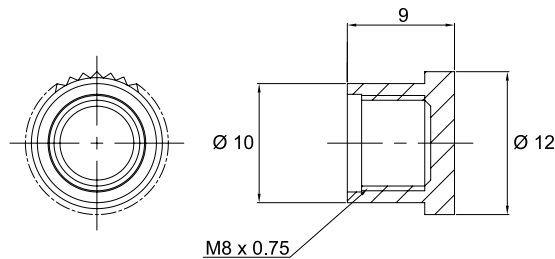



EFA02 14 ASS SC Adapter Dust Cap Assembly

A Europlus/Richco Product		
Material: Cap & Chain - Stainless Steel		
Standard Pack: 100 per bag		
Part Number	Contents	Eyelet
EFA02 04 ASS	EFA02 04 Dust Cap and Chain	1
EFA02 07 ASS	EFA02 07 Dust Cap and Chain	1
EFA02 09 ASS	EFA02 09 Dust Cap and Chain	1
EFA02 10 ASS	EFA02 10 Dust Cap and Chain	1
Parts are available by special order only. 500 piece minimum.		

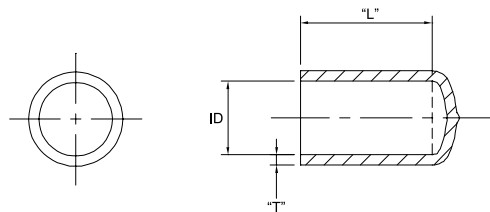
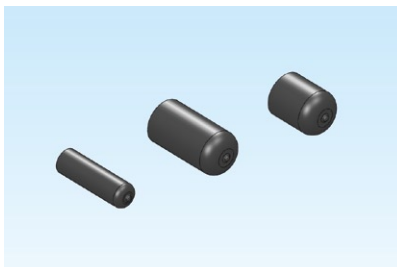
A Europlus/Richco Product		
Material: Cap - TPE, RMS-185 Color: Black; Chain - Stainless Steel		
Standard Pack: 250 per bag		
Part No.	Contents	Eyelet
EFA02 14 001	SC Adapter Dust Cap	-
EFA02 14 ASS	EFA02 14 001 Dust Cap with Chain	1

EFA02 03 XXX FC Adapter Dust Cap



A Europlus/Richco Product	
Material: High Density Polyethylene, RMS-183	
Standard Pack: 500 per bag	
Part Number	Color
EFA02 03 001	Natural
EFA02 03 002	Black
EFA02 03 003	Green
EFA02 03 004	White
EFA02 03 005	Red
All dimensions in millimeters	

EFA02 43 XXX Adapter Dust Cap

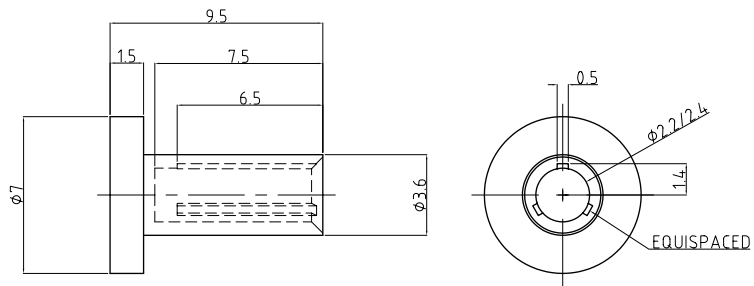


A Europlus/Richco Product				
Material: PVC, RMS-187 Color: Black				
Standard Pack: 500 per bag				
Part No.	Contents	"L"	ID	"T" At Open End
EFA02 43 001	SMA Connector Adapter Dust Cap	12.7	3	1
EFA02 43 002	ST Adapter Dust Cap		7.1	
EFA02 43 003	FC Adapter Dust Cap	8		
Available by special order only, 1000 piece MOQ.				
All dimensions in millimeters.				

FIBER MANAGEMENT

EFA02 52 001

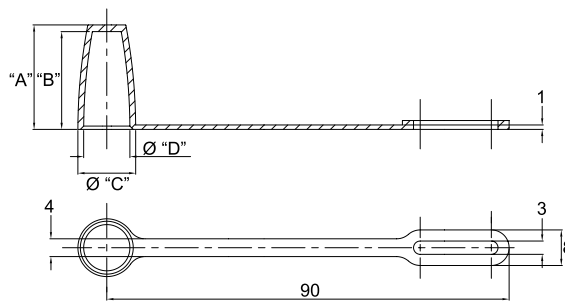
Ø 2.5mm Ferrule Dust Cap



A Europlus/Richco Product
Material: TPE, RMS-185; Color: Black
Standard Pack: 500 per bag
EFA02 52 001
All dimensions in millimeters
Parts are available by special order only. 1,000 piece minimum.

EFA02

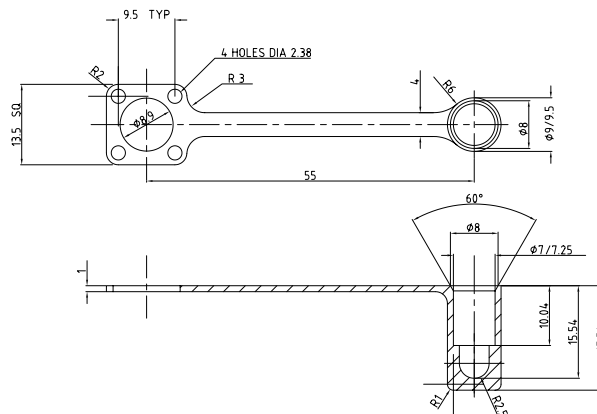
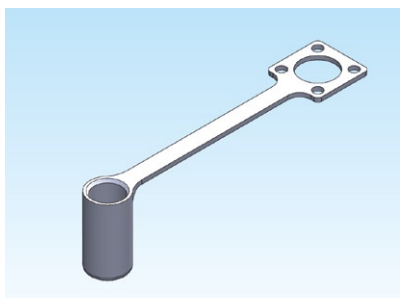
One-Piece Dust Cap and Tie



A Europlus/Richco Product					
Material: PVC, RMS-186; Color: Black					
Standard Pack: 250 per bag					
Part No.	Contents	"A"	"B"	"C"	"D"
EFA02 08 ASS	One-Piece Biconic Dust Cap & Tie	23.5	22	13	10.4
EFA02 11 ASS	One-Piece FC/ST Dust Cap & Tie	18.5	17	12	8.7
EFA02 13 ASS	One-Piece ST Connector Dust Cap & Tie			15.3	12
Parts are available by special order only. 500 piece minimum.					
All dimensions in millimeters					

EFA02 35 001

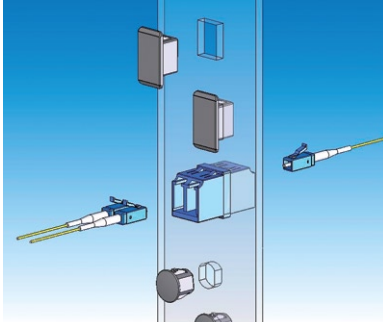
One-Piece ST Adapter Dust Cap and Tie



A Europlus/Richco Product
Material: TPE, RMS-185; Color: Black
Standard Pack: 250 per bag
EFA02 35 001
All dimensions in millimeters

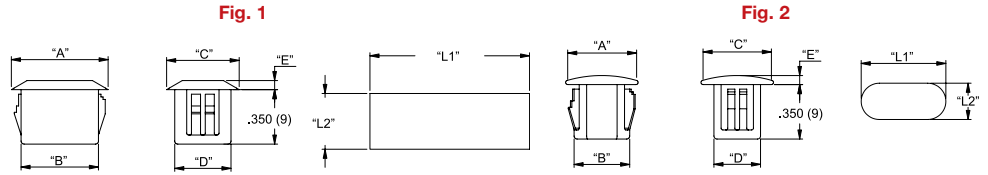
J

BPE Blanking Plugs



Features

- ST Series covers "Double-D," "D" or round hole cutouts for unused terminals in fiber optic boxes



Material: Nylon 6/6, RMS-01; Color: Black

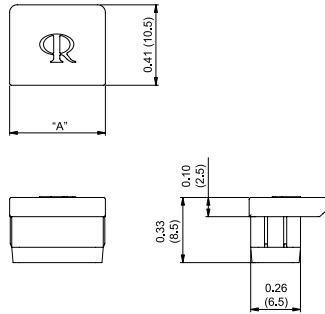
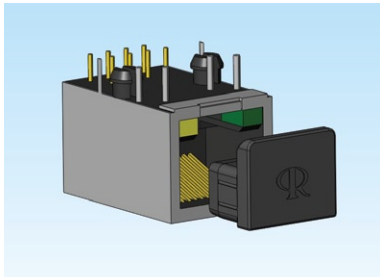
Standard Pack: 1,000 per bag

Part No.	"A"	"B"	"C"	"D"	"E"	Hole Size		Panel Thickness	Fig.
						"L1"	"L2"		
BPE-SC-1-01	21.5	12.8	12	9.3	1.5	13	9.5	1.4 - 3.5	1
BPE-SC-2-01	16					26			
BPE-SC-3-01	34.7	25.8	22	19.1	19.3-20	14.9-15	0.75, 1.2, 1.6, 2.7, 3.5		
BPE-RJ45-01	17.7	14.7	15	13.2	2	13.5	13.5	0.75, 1.2, 1.6, 2.7, 3.75	2
BPE-LC-D-01	15	-	15	7.7	1.5	Ø9.4	7.9	1.4 - 3.5	
BPE-ST-1-01	Ø12	Ø9.2	Ø12	7.7	1.5	Ø9.4	7.9	1.4 - 3.5	

Other colors are available by special order only.

CP-RJ RJ Connector Plugs

NEW



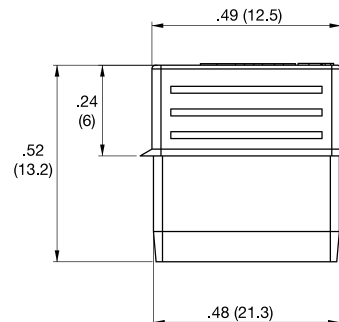
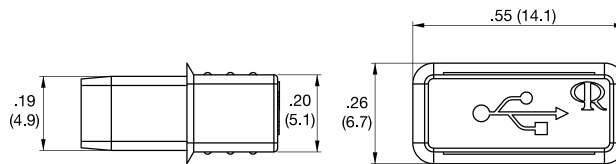
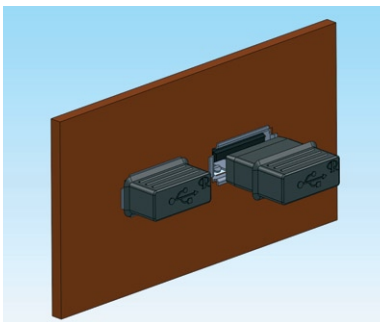
Material: Silicone Rubber, RMS-383; Color: Black

Standard Pack: 1000 per bag

Part No.	"A"	To Accommodate
CP-RJ11	10.5	RJ11 Connector
CP-RJ45	12.5	RJ45 Connector

CP-USB-A USB Connector Plugs

NEW



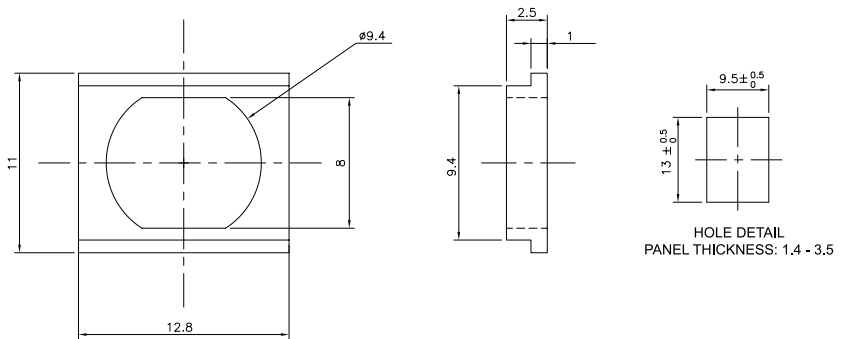
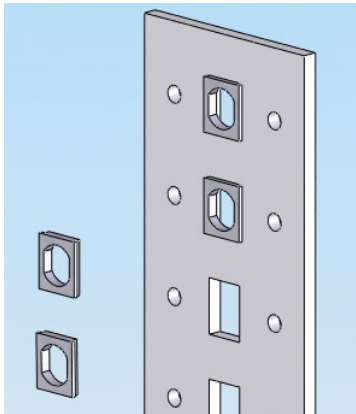
Material: Silicone Rubber, RMS-383; Color: Black

Standard Pack: 1,000 per bag

FIBER MANAGEMENT

OFCA-SC/ST-01

Optical Fiber Connector
Cutout Adapter - SC/ST



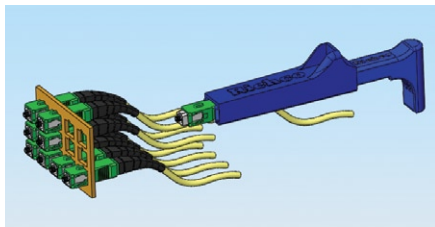
Material: Nylon 6/6, RMS-01
Color: Natural
Standard Pack: 1,000 per bag
All dimensions in millimeters
Parts are available by special order only.
5,000 piece minimum.

Features

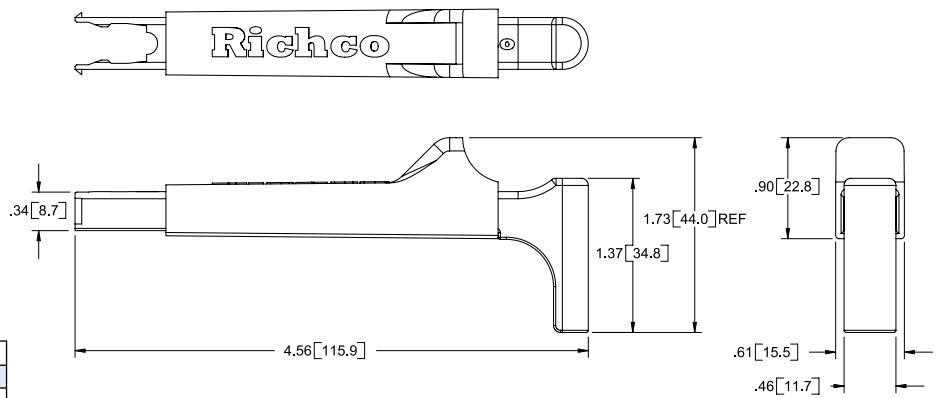
- Converts a hole cut out for an SC connector into a hole cut out for an ST connector

CRTSC-1

SC Connector Removal Tool



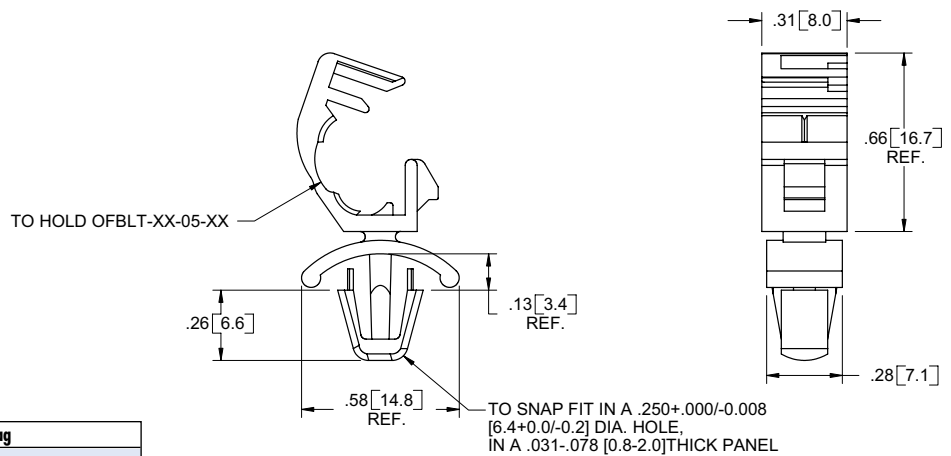
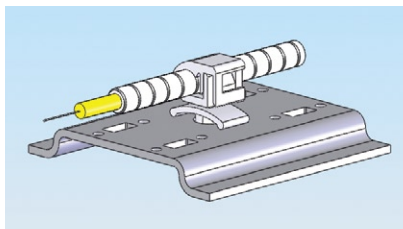
Patented US 7,303,220



Material: Polycarbonate, RMS-218; Color: Blue
Standard Pack: 1 per bag
CRTSC-1

OFBLT-C1

Optical Fiber Bend Limiting
Tubing Clip

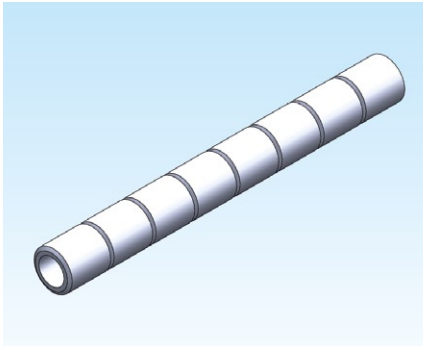


Color: Natural; Standard Pack: 1,000 per bag	
Part Number	Material
OFBLT-C1-5-01	UL94 V2 Nylon 6/6, RMS-01
OFBLT-C1-5-19	UL94 V0 Nylon 6/6, RMS-19

J

OFBLT

Optical Fiber Bend Limiting Tubing



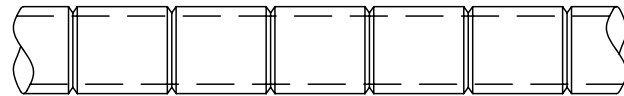
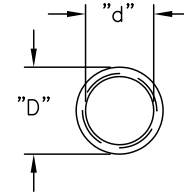
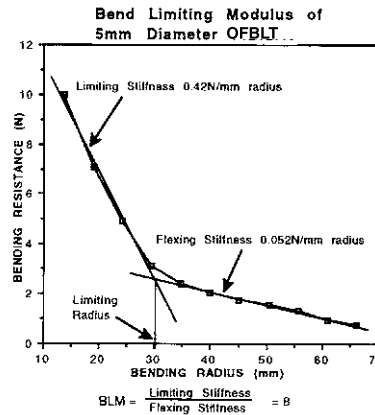
Description:

Optical Fiber Bend Limiting Tubing offers the ultimate protection to fibers eliminating problems such as crushing, kinking, and micro bending, while supplying an entire, self-managing solution to managing the routing of fiber.

Features:

- Suitable for blown fiber applications over short distance and for curbside FTTH/FTTB applications

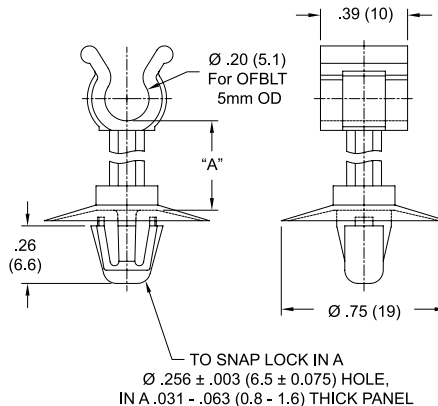
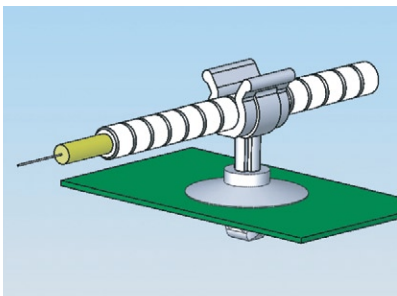
Fig. 1



Miniflex Technology Manufactured By Richco				
Standard Pack: 100 meter length				
Material: PP, RMS-86 Color: White	Material: UL94 V0 PBT, RMS-140 Color: Black	"D" +0.00 -0.10	"d" +0.20 -0.10	Install Tool Required
Standard Version				
OFBLT-2.6-05-PP	-	5.05	2.6	-
OFBLT-3.1-05-PP	OFBLT-3.1-05-PBTV0	5.05	3.1	
-	OFBLT-3.3-05-PBTV0	5.05	3.3	
OFBLT-4.2-635-PP	OFBLT-4.2-635-PBTV0	6.35	4.2	
Pull-Cord Version				
OFBLT-P-2.6-05-PP	-	5.05	2.6	-
OFBLT-P-3.1-05-PP	OFBLT-P-3.1-05-PBTV0	5.05	3.1	
OFBLT-P-4.2-635-PP	OFBLT-P-4.2-635-PBTV0	6.35	4.2	
Slit Version				
OFBLTS-2.6-05-PP	-	5.05	2.6	OFZT-2-14-RED
OFBLTS-3.1-05-PP	OFBLTS-3.1-05-PBTV0	5.05	3.1	OFZT-3-14-BLK
OFBLTS-4.2-635-PP	OFBLTS-4.2-635-PBTV0	6.35	4.2	
Available by special order.				
Other colors are available by Special Order.				
OFBLT 4mm Slit Version also available by Special Order.				
All dimensions in millimeters.				

TPCE

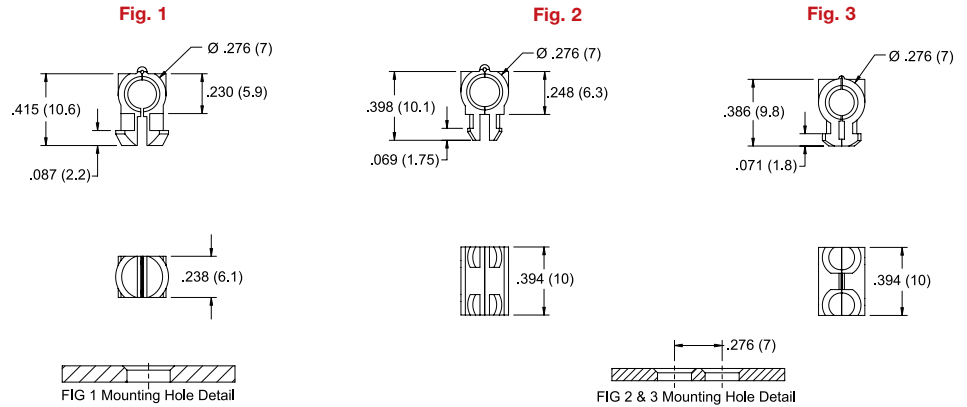
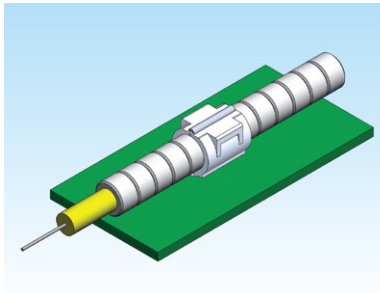
Tube & Pipe Clip



Standard Pack: 1000 per bag		
Material: UL94 V2 Nylon 6/6, RMS-01 Color: Natural	Material: UL94 V0 Nylon 6/6, RMS-19 Color: Natural	"A"
TPCE-5-5.1-4M-01	TPCE-5-5.1-4M-19	.16 (4)
TPCE-5-5.1-6M-01	TPCE-5-5.1-6M-19	.24 (6)
TPCE-5-5.1-8M-01	TPCE-5-5.1-8M-19	.32 (8)
TPCE-5-5.1-10M-01	TPCE-5-5.1-10M-19	.39 (10)
Parts are available by special order only. 5,000 piece minimum. Also available in black color by Special Order.		

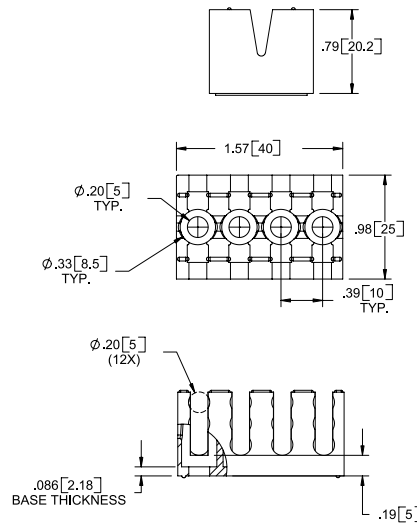
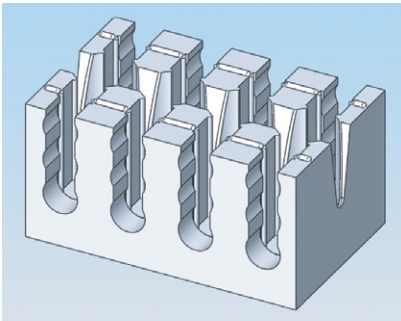
FIBER MANAGEMENT

OFTGS/OFTGSP OFBLT Saddle



Standard Pack: 100 per bag					
Part No.	Material	Color	Figure	Hole Ø	Panel Thickness Max.
OFTGSP-1-05-19	UL94 V0 Nylon 6/6,	Natural	1	.250 ± .003 (6.35 ± 0.08)	.095 (2.4)
OFTGSP-2-05-19	RMS-19		2	1.97 ± .003 (5 ± 0.08)	.071 (1.8)
OFTGS-1-05-E901	TPE, RMS-98	Black	3		.047 (1.2)

OFSMB-4-05-GFBLK Optical Fiber Slotted Multi Bracket



Description

Optical Fiber Slotted Multi-Brackets are for use at distribution points where orderly fiber management, protection and strain relief is required.

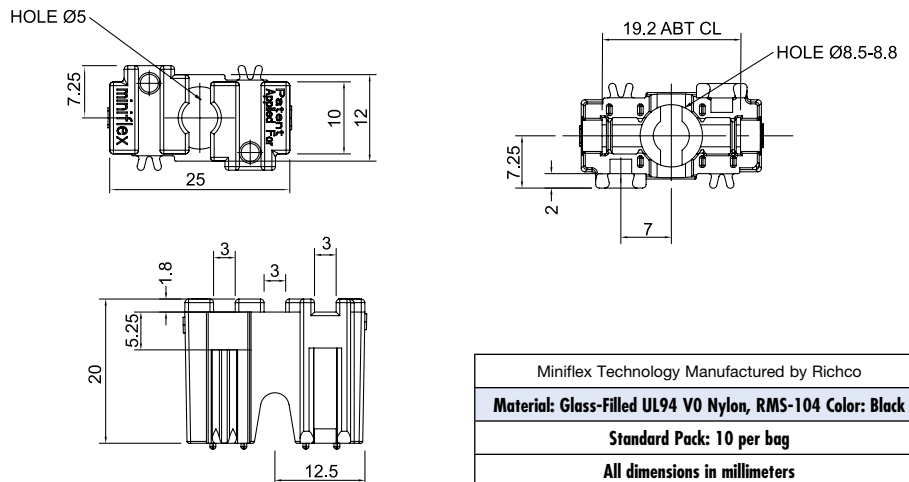
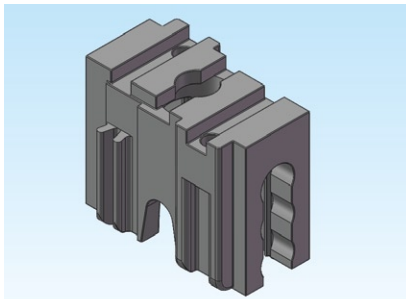
An additional security feature allows fitting of a cable tie around OFSMB's which prevents removal of any retained tubes.

Features

- OFBLT retention: >70N
- Holds a maximum of 12 tubes

Miniflex Technology Manufactured by Richco - Patented
Material: Glass-Filled UL94 V0 Nylon, RMS-104, Color: Black
Standard Pack: 10 per bag

OFSSMB-1-05-GFBLK Optical Fiber Single Slotted Multi Bracket

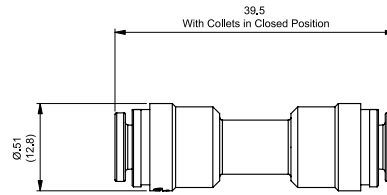
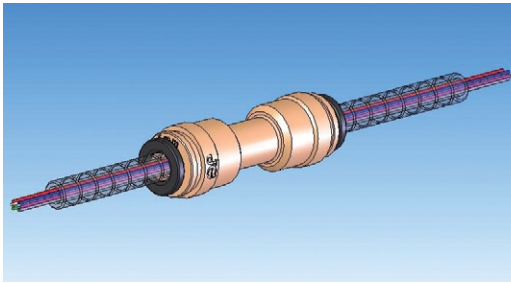


Features

- OFBLT retention: >70N
- Holds a maximum of 3 tubes
- Ability to latch to other OFSSMB's

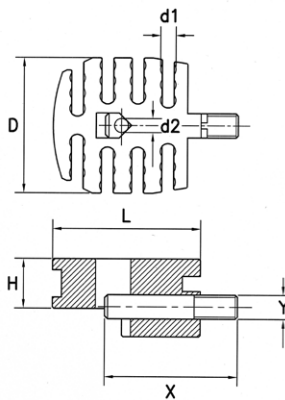
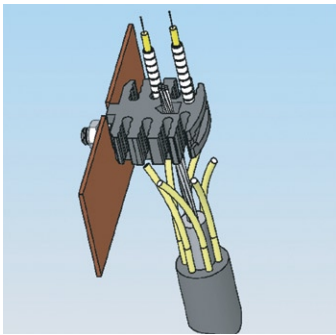
Miniflex Technology Manufactured by Richco
Material: Glass-Filled UL94 V0 Nylon, RMS-104 Color: Black
Standard Pack: 10 per bag
All dimensions in millimeters

OBFC-5-1 Optical Blown Fiber Connector



OBFC-5-1		Standard Pack: 500 per bag	
Component	Material	Color	Quantity
5mm O-Rings	Nitrile, RMS-201	Black	4
5mm Collets	Acetal, RMS-202	Black	2
	Stainless Steel Grip Ring, RMS-203	Steel	
5mm Body	Polycarbonate, RMS-204	Clear	1
Tube Insertion Depth: 16.8mm with Collets in release position			
For Coupling (5mm dia.):	OFBLT-XX-05-PP		
	OFBLT-P-XX-05-PP		
	OFBLTS-XX-05-PP		
All dimensions in millimeters			

OFCBU Optical Fiber Cable Breakout Unit

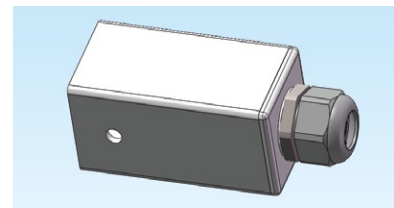


Miniflex technology manufactured by Richco - Patented							
Material: UL94 V0 Nylon 6/6, RMS-19; Bolt: Stainless Steel • Color: Black							
Part No.	Standard Pack: 10/bag						
	"d1"	"d2"	"D"	"H"	"L"	"X"	"Y"
OFCBU-24-05-19BLK	.20 (5)	.19 (4.7)	1.73 (44)	.63 (16)	1.93 (49)	1.73 (44)	.31 (8)
Parts are available by special order only. 500 piece minimum.							

Description

At distribution points, multi-fiber cables need to have the individual fibers or cable elements separated and protected by a management system. The cable strength member has to be terminated and anchored to prevent damage to the fibers from cable movement or pull out.

OFCBUGB Optical Fiber Cable Gland Box

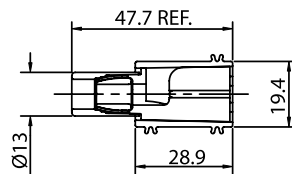
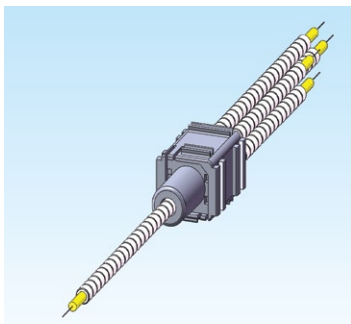


Standard Pack: 1 per bag		
Part No.	Cable Diameter	Contents
OFCBUGB-00	4 - 8.5	Gland Box
OFCBUGB-0	7.5 - 20	(OFCBU-24-05-19BLK)
OFCBUGB-1	9.5 - 13	Assembled
OFCBUGB-2	13 - 18	Gland Box
OFCBUGB-3	17.5 - 25	(OFCBU-24-05-19BLK) Sold Separately
All dimensions in millimeters.		

Features

- Cable retention: >1.5kN
- OFBLT retention: >100N
- Maximum of 24 cable elements or 24 fiber bundles

OFM Optical Fiber Manifold



Description


The 1 into 4 Optical Fiber Manifold enables small multiple fiber cables with aramid and similar strength reinforcement or central GRP strength member to be mechanically and securely terminated. The manifold is stackable, and retains tubes greater than 100N. A development kit is also available that contains all adapters, OFM-4-05-19BLK.

Miniflex technology manufactured by Richco - Patented		
Material: UL94 V0 Nylon, RMS-19; Color: Black		
Part No.	Standard Pack: 10/bag	
	Incoming Cable Size Diameter	Adapter Color
OFM-C-1-05-19BLK	.098 - .138 (2.5 - 3.5)	Black
OFM-C-2-05-19BLK	.118 - .157 (3 - 4)	Blue
OFM-C-3-05-19BLK	.161 - .197 (4.1 - 5)	Brown
OFM-C-4-05-19BLK	.201 - .236 (5.1 - 6)	Green
OFM-C-5-05-19BLK	.240 - .276 (6.1 - 7)	Red
OFM-C-6-05-19BLK	.280 - .335 (7.1 - 8.5)	Black Rubber
OFM-C-7-05-19BLK	.335 - .425 (8.5 - 10.8)	Black Rubber
OFM-T-05-19BLK	.197 (5) OFBLT	Split Black
OFM-T-635-19BLK	.197 - .250 (5 - 6.35) OFBLT	Split Blue
Parts are available by special order only. 500 piece minimum.		

FIBER MANAGEMENT

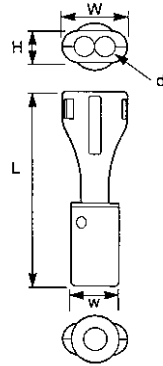
OFD

Optical Fiber Duplexer



Description

The Optical Fiber Duplexer enables cables with aramid strands to be broken out and mechanically terminated. The Duplexer gives a range of input adapters to cover OFBLT, fiber bundles, cable and patch cords from 2.5mm to 7.00mm in diameter. For cables up to 10.8mm in diameter, a rubber sleeve is provided. See cable size chart below.



Part Number	"L"	"W"	"H"	"d"
OFD series	1.95 (49.6)	0.64 (16.2)	0.52 (13.2)	0.31 (8)

Features

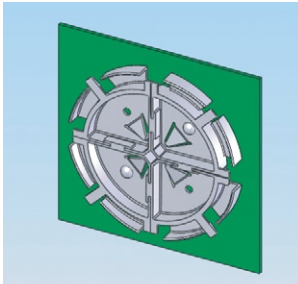
- Tube retention: >100N
- For a Development Kit containing all adapters, order: OFD-C-05-19BLK

Miniflex technology manufactured by Richco - Patented		
Material: UL94 V0 Nylon, RMS-19; Color: Black		
Part Number	Standard Pack: 10/bag	
	Incoming Cable Size Diameter	Adapter Color
OFD-C-1-05-19BLK	.098 - .138 (2.5 - 3.5)	Black
OFD-C-2-05-19BLK	.118 - .157 (3 - 4)	Blue
OFD-C-3-05-19BLK	.161 - .197 (4.1 - 5)	Brown
OFD-C-4-05-19BLK	.200 - .236 (5.1 - 6)	Green
OFD-C-5-05-19BLK	.240 - .276 (6.1 - 7)	Red
OFD-C-6-05-19BLK	.280 - .335 (7.1 - 8.5)	Black Rubber
OFD-C-9-05-19BLK	.335 - .425 (8.5 - 10.8)	Black Rubber
OFD-C-7-05-19BLK	.197 (5) OFBLT	Split Black
OFD-C-8-635-19BLK	.250 (6.35) OFBLT	Split Blue

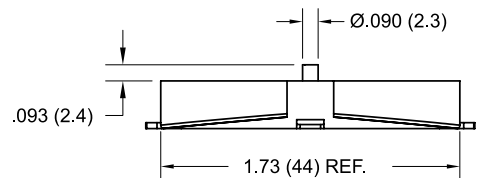
Parts are available by special order only. 500 piece minimum.

OFS90-30R

Optical Fiber Segment 90°, 30mm Radius



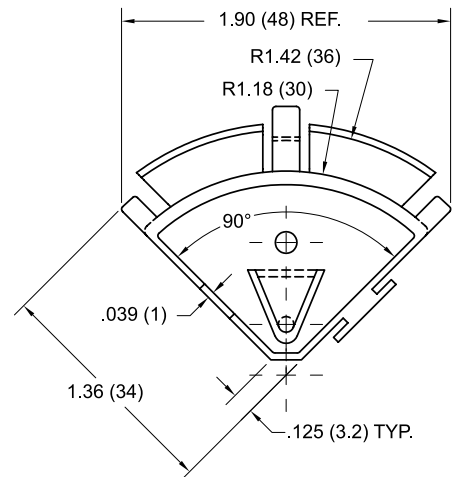
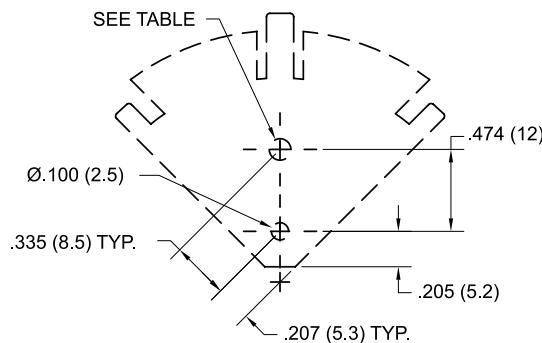
Material: UL94 V0 Nylon 6/6, RMS-19 Color: Natural		
Standard Pack: 100 per bag		
Mounting Rivets For The OFS90-30R		
Rivet No.	Panel Thickness Range	Mounting Hole Dia.
SRV0-3035	Up to .039 (1)	.122-.126 (3.1-3.2)
SRV0-3045	.039-.079 (1-2)	
SRV0-3055	.079-.118 (2-3)	
SRV0-3065	.118-.158 (3-4)	
SRV0-3075	.158-.197 (4-5)	
SRV0-3080	.177-.217 (4.5-5.5)	
SRV0-3090	.217-.256 (5.5-6.5)	
SRV0-3100	.256-.295 (6.5-7.5)	



Features

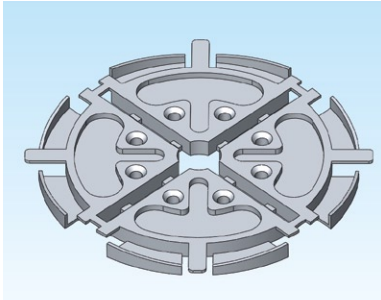
- Assemble two pieces for bend control around a 180° turn
- In a four-piece assembled mode, stores approximately 60m of 900 micron fiber

SUGGESTED MOUNTING HOLE LOCATION



J

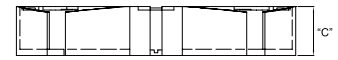
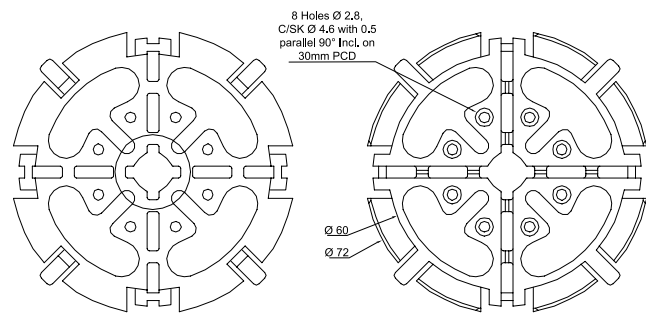
EFA04 Fiber Reels



Features

- Board mountable using Stand-off EFA04 27 ASS (page 188)
- Stackable using Stacking Pillar EFA04 53 ASS (page 188)
- Fig. 1 can be broken apart into 4-90° bending control devices

Fig. 1



8 Holes, Ø 2.8 C/SK
Ø 4.6 with 0.5mm
parallel 90° Incl. on
30mm PCD

Fig. 2

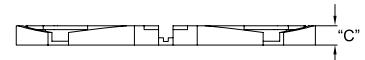

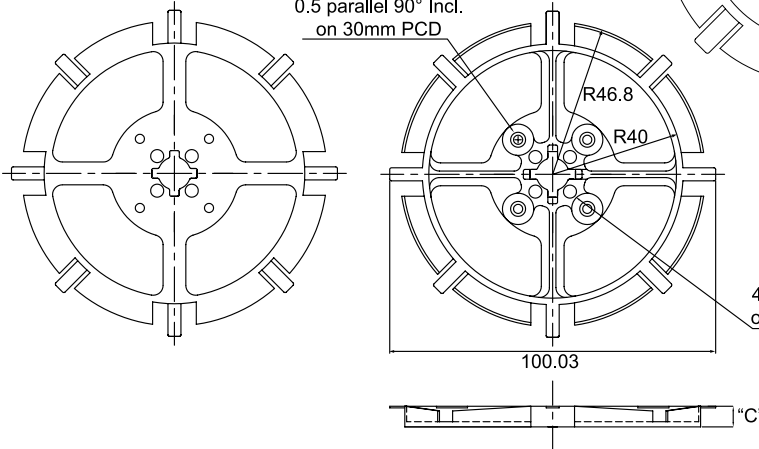


Fig. 3

4 Holes Ø 2.8,
C/SK Ø 4.6 with
0.5 parallel 90° Incl.
on 30mm PCD



4 Holes Ø 4 thru
on a 15mm PCD

A Europlus/Richco Product				
Material: UL94 V0 Nylon 6, RMS-390; Adhesive: RMS-143				
Standard Pack: 100 per bag				
Part No.	Contents	"C"	Figure	Max. Fiber Storage
EFA04 04 001	25 mm radius fiber reel	4	1	2.5m of 900 micron fiber
EFA04 04 ASS	EFA04-04-001 with 4 self-adhesive pads			
EFA04 21 001	25 mm radius fiber reel	6.35	1	4.5m of 900 micron fiber
EFA04 21 ASS	EFA04-21-001 with 4 self-adhesive pads			
EFA04 10 001	30mm radius fiber reel	3.9	2	3m of 900 micron fiber
EFA04 10 ASS	EFA04-10-001 with 4 self-adhesive pads			
EFA04 14 001	30mm radius fiber reel	12.4	2	9m of 900 micron fiber
EFA04 14 ASS	EFA04-14-001 with 4 self-adhesive pads			
EFA04 76 001	35mm radius fiber reel	8	2	15m of 900 micron fiber
EFA04 76 ASS	EFA04-76-001 with 4 self-adhesive pads			
EFA04 23 001	40mm radius fiber reel	6.35	3	7m of 900 micron fiber
EFA04 23 ASS	EFA04-23-001 with 4 self-adhesive pads			

Available by special order only, 500 piece MOQ.

All dimensions in millimeters.

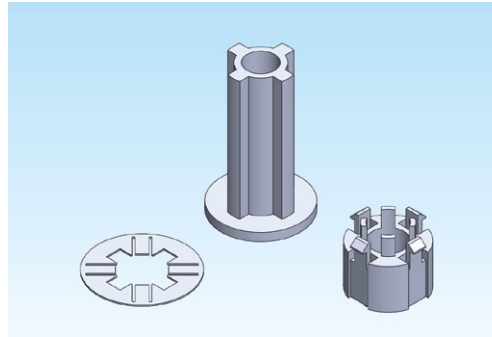
FIBER MANAGEMENT

EFA04 53 ASS

Fiber Reel Mounting Pillar

Features

- Pillar is rivet mounted from the bottom of the board with SRHR-3555 rivet (see page 48)
- Reels are retained using the included spring retaining clip

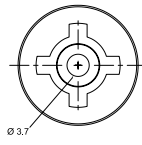
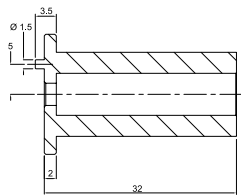


EFA04 27 ASS

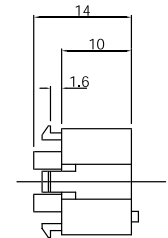
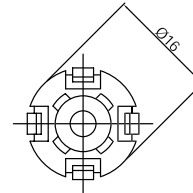
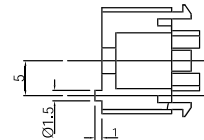
Fiber Reel Standoff

Features

- Standoff is rivet mounted from the bottom of the board with SRHR-3555 rivet (see page 48)
- Reel snaps onto the top of the standoff, holding it in place



SPRING RETAINING CLIP INCLUDED

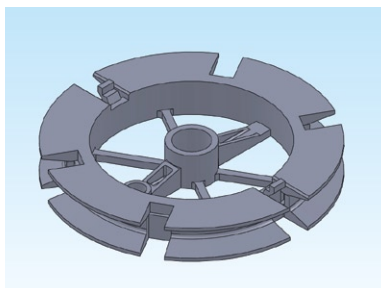


A Europlus/Richco Product
Material: UL94 V0 Nylon 6, RMS-390; Color: Black
Standard Pack: 100 per bag
EFA04 53 ASS
Parts are available by special order only. 500 piece minimum.
All dimensions in millimeters

A Europlus/Richco Product
Material: UL94 V0 Nylon 6, RMS-390; Color: Black
Standard Pack: 50 per bag
EFA04 27 ASS
Parts are available by special order only. 500 piece minimum.
All dimensions in millimeters

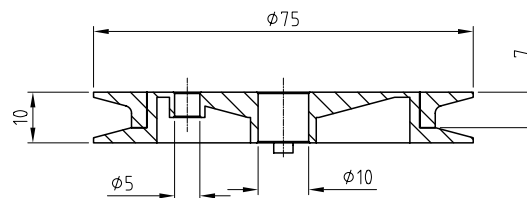
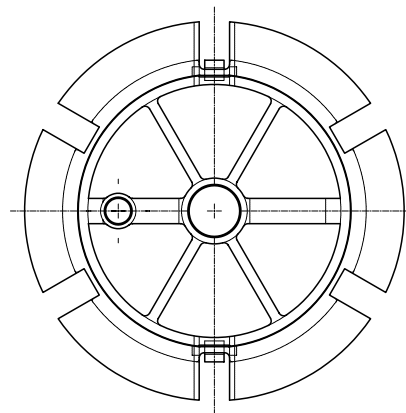
EFA04 67 ASS

Fiber Winding Reel



Features

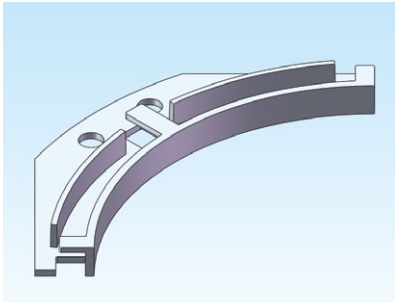
- Wound fiber is taped to maintain bend radius and provide identification (tape not supplied)
- Two-part reel is then disassembled for easy fiber removal
- Stores up to 8m of 900 micron fiber at a 30mm radius
- Reusable



A Europlus/Richco Product
Material: UL94 V0 Nylon 6, RMS-390; Color: Black
Standard Pack: 50 per bag
EFA04 67 ASS
Parts are available by special order only. 100 piece minimum.
All dimensions in millimeters

J

EFA04 34 Corner Guide



Features

- Maintains bending radius through a 90° turn

Fig. 2

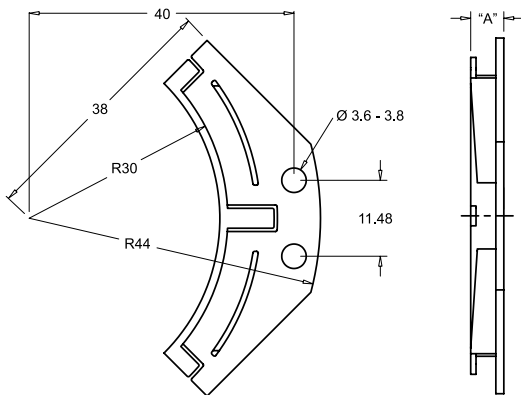


Fig. 4

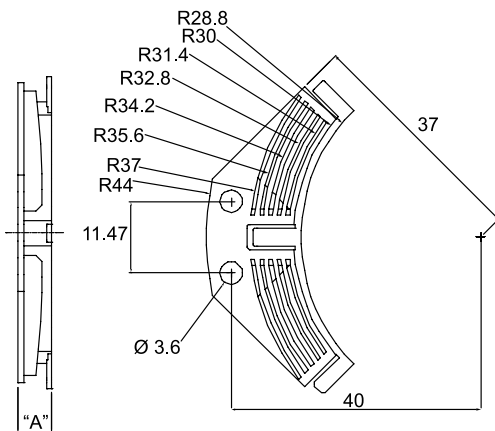


Fig. 1

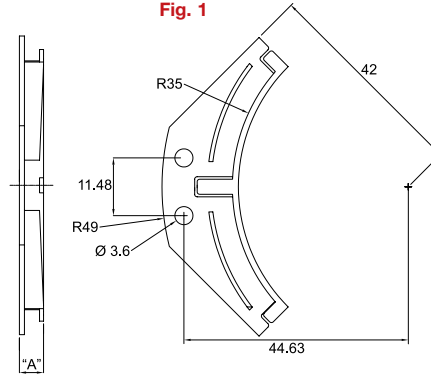
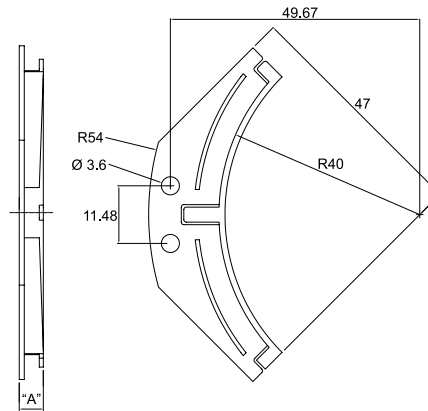


Fig. 3



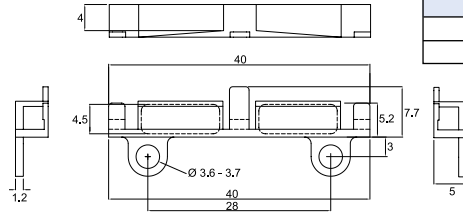
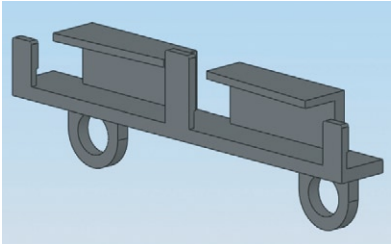
A Europlus/Richco Product			
Material: UL94 V0 Nylon 6, RMS-390; Color: Black			
Standard Pack: 100 per bag			
Part No.	Contents	"A" Height	Figure
EFA04 34 001	30mm Radius Corner Guide	5	2
EFA04 34 P01	Guide with Self-Adhesive Pad		
EFA04 34 R01	Guide with SRHR-3555 Rivets		
EFA04 34 PR1	Guide with Pad and Rivets	8	2
EFA04 34 010	30mm Radius Corner Guide		
EFA04 34 P10	Guide with Self-Adhesive Pad		
EFA04 34 R10	Guide with SRHR-3555 Rivets	12	1
EFA04 34 PR0	Guide with Pad and Rivets		
EFA04 34 004	30mm Radius Corner Guide		
EFA04 34 P04	Guide with Self-Adhesive Pad	4.8	1
EFA04 34 R04	Guide with SRHR-3555 Rivets		
EFA04 34 PR4	Guide with Pad and Rivets		
EFA04 34 002	35mm Radius Corner Guide	12	3
EFA04 34 P02	Guide with Self-Adhesive Pad		
EFA04 34 R02	Guide with SRHR-3555 Rivets		
EFA04 34 PR2	Guide with Pad and Rivets	5.5	4
EFA04 34 005	35mm Radius Corner Guide		
EFA04 34 P05	Guide with Self-Adhesive Pad		
EFA04 34 R05	Guide with SRHR-3555 Rivets	4.8	3
EFA04 34 PR5	Guide with Pad and Rivets		
EFA04 34 003	40mm Radius Corner Guide		
EFA04 34 P03	Guide with Self-Adhesive Pad	12	4
EFA04 34 R03	Guide with SRHR-3555 Rivets		
EFA04 34 PR3	Guide with Pad and Rivets		
EFA04 34 006	40mm Radius Corner Guide	5.5	4
EFA04 34 P06	Guide with Self-Adhesive Pad		
EFA04 34 R06	Guide with SRHR-3555 Rivets		
EFA04 34 PR6	Guide with Pad and Rivets	5.5	4
EFA04 34 007	Ribbon Fiber Guide		
EFA04 34 P07	Guide with Self-Adhesive Pad		
EFA04 34 R07	Guide with SRHR-3555 Rivets	5.5	4
EFA04 34 PR7	Guide with Pad and Rivets		

Parts are available by special order only. 500 piece minimum.

All dimensions in millimeters

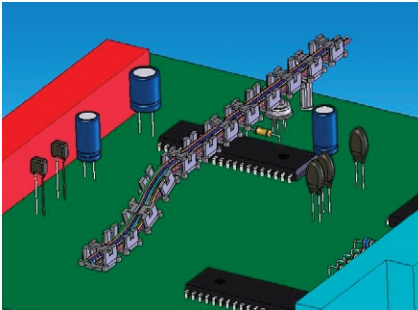
FIBER MANAGEMENT

EFA04 60 Straight Guide



A Europlus/Richco Product	
Material: UL94 V0 Nylon 6, RMS-390; Color: Black	
Standard Pack: 100 per bag	
Part Number	Contents
EFA04 60 001	Guide
EFA04 60 P01	Guide with Self-Adhesive Pad
EFA04 60 R01	Guide with SRHR-3555 Rivets
EFA04 60 PR1	Guide with Pad and Rivets
Parts are available by special order only. 500 piece minimum.	
All dimensions in millimeters	

OFFG/OFFGSP Optical Flexible Fiber Guide System

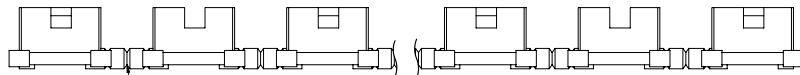
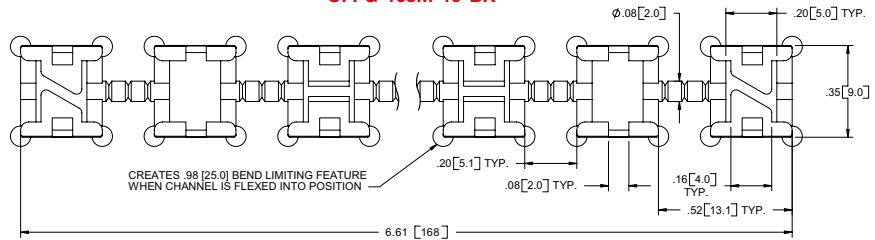


Patent US 7,515,806

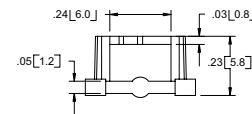
Features

- For use with 250 and 900 micron fiber
- Fiber can enter and exit at any point, without risk of fiber snagging or kinking

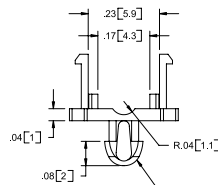
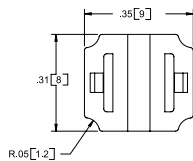
OFFG-165M-19-BK



GUIDE CAN BE CUT TO VARIOUS LENGTHS AT FLEXIBLE LINK SECTIONS

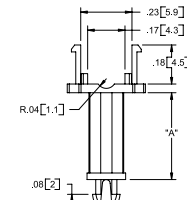
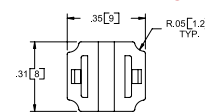


OFFGSP-F



TO SNAP-LOCK INTO A $\phi .098 \pm .002$ [2.540(.05)] HOLE IN A .063 [1.6] BOARD THICKNESS

OFFGSP-R



TO SNAP-LOCK INTO A $\phi .098 \pm .002$ [2.540(.05)] HOLE IN A .063 [1.6] BOARD THICKNESS

Material: UL94 V0 Nylon 6/6, RMS-19; Color: Black
Standard Pack: 100 per bag
OFFG-165M-19-BK

Material: UL94 V0 Nylon 6/6, RMS-19; Color: Black
Standard Pack: 100 per bag

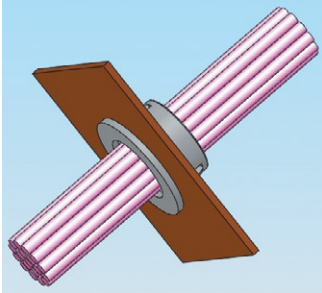
Part No.	OFFG Mounting Type	Standoff Height "A"
OFFGSP-F-19-BK	Flat Support Post	-
OFFGSP-R-05-19-BK	Standoff Support Post	.20 (5)
OFFGSP-R-10-19-BK		.39 (10)
OFFGSP-R-16-19-BK		.63 (16)

Other standoff heights and panel thicknesses are available by special order only.

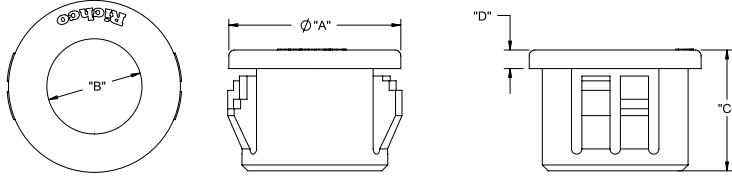
J

GROMMETS, BUSHINGS & CABLE GLANDS

PGSB Closed Snap Bushing



UL
• UL #E320906



Material: UL94 V2 Nylon 6/6, RMS-01* Color: Black								
Part No.	Hole Diameter	Panel Thickness	"A"	"B" Dia. Ref	"C"	"D"	Standard Package	
PGSB-0305	.189 (4.8)	.063-.067 (1.6-1.7)	.26 (6.5)	.125 (3.2)	.24 (6)	.051 (1.36)	1,000	
PGSB-1	.250 (6.35)	.062 (1.57) Max	.312 (7.9)		.312 (7.9)	.063 (1.6)		
PGSB-2	.312 (7.9)		.375 (9.5)	.187 (4.7)	.237 (6)	.050 (1.27)		
PGSB-3			.240 (6.1)	.187 (4.7)	.406 (10.3)	.055 (1.4)		
PGSB-4	.375 (9.5)	.031-.125 (0.8-3.2)	.468 (11.9)	.250 (6.35)	.284 (7.2)	.260 (6.6)		.051 (1.3)
PGSB-5				.284 (7.2)				
PGSB-0710	.394 (10)	.031-.063 (0.8-1.6)	.472 (12)	.270 (6.85)	.406 (10.3)	.055 (1.4)		500
PGSB-6	.437 (11.1)	.031-.125 (0.8-3.2)	.531 (13.5)	.312 (7.9)				
PGSB-7				.243 (6.35)				
PGSB-8				.343 (8.7)	.250 (6.35)	.050 (1.27)		
PGSB-9	.468 (11.9)	.062 (1.57) Max	.578 (14.7)	.375 (9.5)	.250 (6.35)	.063 (1.6)		
PGSB-10	.500 (12.7)	.031-.125 (0.8-3.2)	.562 (14.3)	.402 (10.2)	.354 (9)		.051 (1.3)	
PGSB-11				.312 (7.9)				
PGSB-12				.375 (9.5)	.593 (15.1)	.406 (10.3)	.250 (6.35)	
PGSB-1013	.512 (13)	.031-.118 (0.8-3)	.591 (15)	.406 (10.3)				
PGSB-13	.531 (13.5)	.062 (1.57) Max	.703 (17.85)	.500 (12.7)	.250 (6.35)			
PGSB-14	.562 (14.3)	.031-.125 (0.8-3.2)	.656 (16.7)	.312 (7.9)	.406 (10.3)			
PGSB-15				.391 (9.9)				
PGSB-16				.437 (11.1)				
PGSB-17	.625 (15.9)	.031-.125 (0.8-3.2)	.718 (18.2)	.250 (6.35)	.406 (10.3)			
PGSB-18				.437 (11.1)				
PGSB-19				.062 (1.57) Max		.500 (12.7)	.250 (6.35)	
PGSB-1316	.630 (16)	.055-.139 (1.4-3.5)	.709 (18)	.504 (12.8)	.413 (10.5)	.059 (1.5)	200	
PGSB-20	.687 (17.5)	.031-.125 (0.8-3.2)	.781 (19.8)	.500 (12.7)	.406 (10.3)	.063 (1.6)		
PGSB-21				.562 (14.3)				
PGSB-1519	.748 (19)	.039-.130 (1.3-3)	.854 (21.7)	.602 (15.3)	.433 (11)	.059 (1.5)		
PGSB-22	.750 (19.1)	.031-.125 (0.8-3.2)	.843 (21.4)	.500 (12.7)	.406 (10.3)	.063 (1.6)		
PGSB-23				.562 (14.3)				
PGSB-24				.828 (21)				.250 (6.35)
PGSB-25	.859 (21.8)							
PGSB-1822	.866 (22)	.035-.091 (0.9-2.3)	.976 (24.8)	.717 (18.2)	.453 (11.5)	.059 (1.5)		
PGSB-26	.875 (22.2)	.031-.125 (0.8-3.2)	.953 (24.2)	.500 (12.7)				
PGSB-27				.562 (14.3)				
PGSB-28				.625 (15.9)				
PGSB-29				.687 (17.45)				
PGSB-30				.062 (1.57) Max		.937 (23.8)	.750 (19.1)	.250 (6.35)
PGSB-31	1.00 (25.4)	.031-.125 (0.8-3.2)	1.125 (28.6)	.766 (19.45)				
PGSB-32	1.097 (27.86)			.812 (20.6)		.453 (11.5)		
PGSB-33				.875 (22.2)				
PGSB-34				.937 (23.8)				
PGSB-2428	1.102 (28)	.039-.130 (1-3.3)	1.240 (31.5)	.945 (24)	.441 (11.2)	.059 (1.5)	200	
PGSB-2530	1.181 (30)	.039-.122 (1-3.1)	1.319 (33.5)	.984 (25)	.453 (11.5)	.071 (1.8)	100	
PGSB-35	1.25 (31.75)	.031-.125 (0.8-3.2)	1.312 (33.3)	.937 (23.8)		.063 (1.6)		
PGSB-2634	1.347 (34.2)	.039-.126 (1-3.2)	1.496 (38)	1.031 (26.2)		.059 (1.5)		
PGSB-36	1.375 (34.9)	.031-.125 (0.8-3.2)	1.609 (40.9)	1.468 (37.3)		1.00 (25.4)		
PGSB-37	1.50 (38.1)			1.062 (27)				
PGSB-38				1.125 (28.6)				
PGSB-39				1.312 (33.3)				
PGSB-40	1.75 (44.45)			1.875 (47.6)		1.375 (34.9)		.063 (1.6)
PGSB-41	2.00 (50.8)			2.125 (54)		1.64 (41.7)		
PGSB-42		1.75 (44.5)						
PGSB-43	2.25 (57.2)	.250 (6.35) Max	2.48 (63)	1.85 (47)	.720 (18.2)			

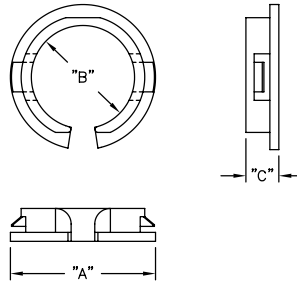
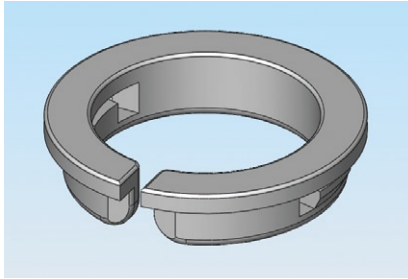
*Available in UL94 V0 material by special order. To order, add -V0 to the end of the part number

Parts available in White by special order. To order, add WH to the end of the part number



GROMMETS, BUSHINGS & CABLE GLANDS

PGSA Open Bushing

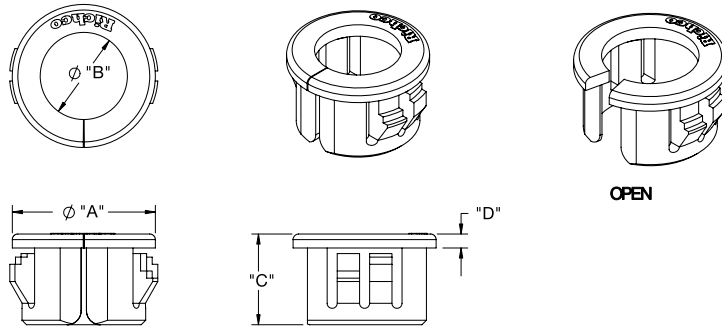
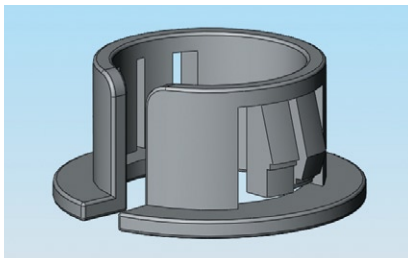


• UL #E320906

Material: UL94 V2 Nylon 6/6, RMS-01*						Color: Black	
Part No.	Panel Thickness Range	Hole Dia.	"A" Ref.	"B" Max. Holding Dia.	"C"	Standard Pack	
PGSA-0407A	.016-.039 (0.4-1)	.276 (7)	.41 (10.4)	.19 (4.8)	.20 (5)	1,000	
PGSA-1013A	.039-.059 (1-1.5)	.512 (13)	.64 (16.2)	.36 (9.2)	.21 (5.3)	500	
PGSA-1316A	.039-.055 (1-1.4)	.630 (16)	.76 (19.4)	.48 (12.2)	.21 (5.4)		
PGSA-1519A	.039-.059 (1-1.5)	.748 (19)	.89 (22.7)	.56 (14.3)	.22 (5.7)		
PGSA-1822A	.031-.063 (0.8-1.6)	.866 (22)	1.00 (25.5)	.69 (17.6)	.22 (5.6)		
PGSA-2024A1	.031-.062 (0.8-1)	.945 (24)	1.06 (27)	.77 (19.5)	.21 (5.3)		
PGSA-2024A	.039-.047 (1-1.2)					200	
PGSA-2327A	.016-.039 (0.4-1)	1.067 (27.1)	1.38 (35.1)	.90 (22.9)	.24 (6)		
PGSA-2529A	.016-.043 (0.4-1.1)	1.142 (29)		.97 (24.5)	.28 (7)		

*Available in UL94 V0 material by special order. To order, add -V0 to the end of the part number.
Parts available in White by special order. To order, add WH to the end of the part number.

PGSB-A Open Bushing



• UL #E320906

Mat'l: UL94 V2 Nylon 6/6, RMS-01; Color: Black								
Part Number	Mounting Hole Diameter	Panel Thickness Range	"A" Ref.	"B" Max. Holding Bundle Dia.	"C"	"D"	Standard Package	
PGSB-0609A	.375 (9.5)	.028-.067 (0.7-1.7)	.45 (11.4)	.260 (6.6)	.26 (6.5)	.051 (1.3)	1,000	
PGSB-1A			.42 (10.7)	.265 (6.7)	.390 (9.9)			
PGSB-2A	.437 (11.1)	.031-.125 (0.8-3.2)	.500 (12.7)	.312 (7.9)	.406 (10.3)	.063 (1.6)		
PGSB-1013A	.512 (13)	.031-.138 (0.8-3.5)	.59 (14.9)	.35 (9)	.41 (10.5)	.059 (1.5)	500	
PGSB-3A	.562 (14.3)		.640 (16.3)	.390 (9.9)	.406 (10.3)	.063 (1.6)		
PGSB-1216A	.650 (16.5)	.028-.130 (0.7-3.3)	.73 (18.6)	.48 (12.3)	.390 (10)	.039 (1)		
PGSB-1316A	.630 (16)	.047-.138 (1.2-3.5)	.71 (18.0)	.41 (10.5)	.41 (10.5)	.063 (1.6)		
PGSB-1519A	.748 (19)	.047-.130 (1.2-3.3)	.81 (20.6)	.57 (14.5)	.43 (11)	.051 (1.3)		
PGSB-1822A	.866 (22)	.039-.138 (1-3.5)	.98 (24.8)	.68 (17.3)	.45 (11.5)	.063 (1.6)	200	
NEW PGSB-9A	.984 (25)		.031-.118 (0.8-3)	1.039 (26.4)	.803 (20.4)			
PGSB-4A	1.0 (25.4)	.031-.125 (0.8-3.2)	1.047 (26.6)	.812 (20.6)	.406 (10.3)			
PGSB-5A	1.093 (27.8)		1.156 (29.4)	.875 (22.2)				
PGSB-6A	1.250 (31.8)		1.343 (34.1)	1.046 (26.6)				
PGSB-7A	1.375 (34.9)		1.468 (37.3)	1.171 (29.7)				
PGSB-8A	1.500 (38.1)		1.578 (40.1)	1.250 (31.7)				.421 (10.7)


White color available by special order only. To order, add WH to the end of the part number.

K

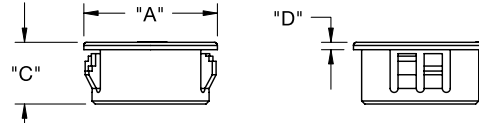
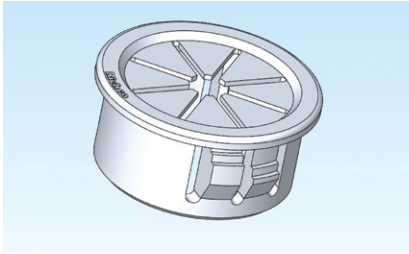
GROMMETS, BUSHINGS & CABLE GLANDS

PGSD Snap Bushing

NEW



• UL #E320906



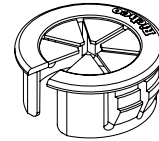
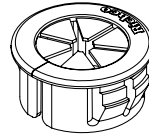
Material: UL94 V2 Nylon 6/6, RMS-01* Color: Black

Part No.	Max. Panel Thickness	Hole Diameter	Head Diameter "A"	To Accommodate Bundle Diameter	Overall Height	"D"	Standard Package
PGSD-1	.062 (1.57)	.500 (12.7)	.600 (15.2)	.312 (7.9)	.250 (6.4)	.063 (1.6)	500
PGSD-5	.125 (3.2)				.385 (9.8)		
PGSD-2	.062 (1.57)	.625 (15.9)	.729 (18.5)	.437 (11.1)	.406 (10.3)	.063 (1.6)	
PGSD-6	.125 (3.2)				.390 (9.9)		
PGSD-3	.062 (1.57)	.750 (19.05)	.844 (21.4)	.500 (12.7)	.390 (9.9)	.063 (1.6)	200
PGSD-7	.125 (3.2)				.250 (6.4)		
PGSD-4	.062 (1.57)	.875 (22.2)	.937 (23.8)	.560 (14.2)	.453 (11.5)	.063 (1.6)	
PGSD-8	.125 (3.2)				1.00 (25.4)		
PGSD-9		1.375 (34.9)	1.490 (37.8)	1.00 (25.4)			
PGSD-10		1.50 (38.1)	1.609 (40.9)	1.062 (27)			
PGSD-11							100

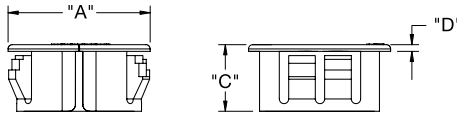
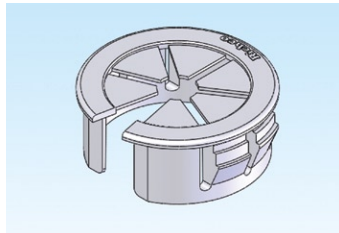
*Available in UL94 V0 material by special order. To order, add -V0 to the end of the part number

Parts available in White by special order. To order, add WH to the end of the part number.

PGSC Open Snap Bushing



• UL #E320906

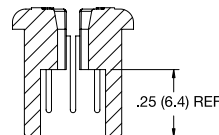
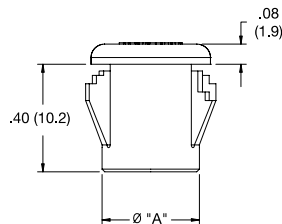
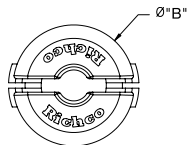
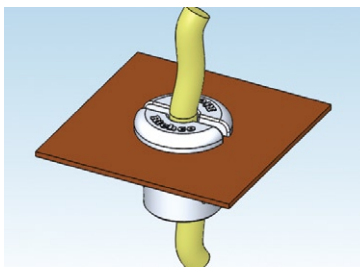


Material: UL94 V2 Nylon 6/6, RMS-01 Color: Black

Part No.	Hole Diameter	Panel Thickness Range	"A" Dia. Ref.	To Accommodate Bundle Diameter	"C"	"D"	Standard Package
PGSC-1319A	.748-.752 (19-19.1)	.031-.118 (0.8-3)	.858 (21.8)	.500 (12.7)	.390 (9.9)	.039 (1)	500
PGSC-1422A	.874-.882 (22.2-22.4)		.937 (23.8)	.563 (14.3)			
PGSC-1926A	1.000-1.004 (25.4-25.5)		1.063 (27)	.748 (19)	.453 (11.5)		200
PGSC-2128A	1.095-1.102 (27.8-28)		1.161 (29.5)	.815 (20.7)			

Parts available in White by special order. To order, add WH to the end of the part number.

SB Snub Bushing

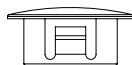
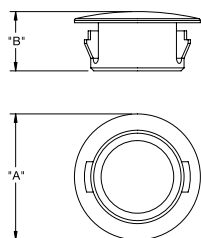
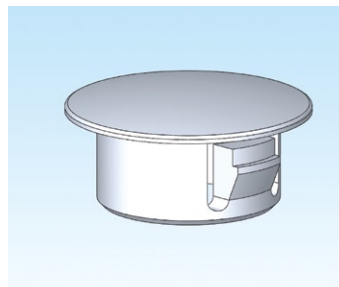


Mat'l: UL94 V2 Nylon 6/6, RMS-01, Color: Black			Standard Pack: 1,000 per bag		
Part No.	Ø "A"	Ø "B"	Panel Hole Dia.	Panel Thickness	Approx. Cable Holding Dia.
SB-1	.36 (9.1)	.45 (11.4)	3/8 (9.5)	1/32, 1/16,	.15 (3.8)
SB-2	.43 (10.9)	.55 (14.0)	7/16 (11.1)	3/32, 1/8 (0.8,	.22 (5.6)
SB-3	.49 (12.4)	.63 (16.0)	1/2 (12.7)	1.6, 2.4, 3.2)	.28 (7.1)

GROMMETS, BUSHINGS & CABLE GLANDS

PGM

Push Grommet Hole Plug



Material: UL94 V2 Nylon 6/6, RMS-01* Color: Black

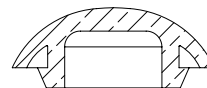
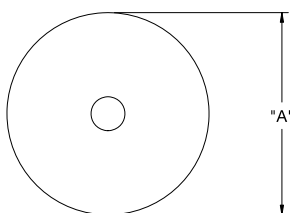
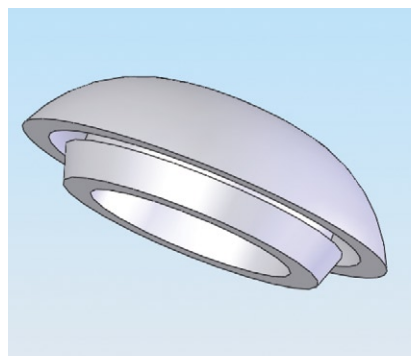
Part No.	Hole Diameter	Max. Panel Thickness	"A" Dia.	"B" Ref.	Standard Package
PGM-4	.189 (4.8)	.067 (1.7)	.236 (6)	.205 (5.2)	1,000
PGM-1	.250 (6.35)	.062 (1.57)	.312 (7.9)	.312 (7.9)	
PGM-6	.252 (6.4)	.067 (1.7)	.299 (7.6)	.221 (5.6)	
PGM-7	.278 (7.05)	.063 (1.6)	.433 (11)	.276 (7)	
PGM-8	.307 (7.8)		.375 (9.5)	.236 (6)	
PGM-2	.312 (7.9)	.062 (1.57)	.375 (9.5)	.312 (7.9)	
PGM-33	.375 (9.5)	.125 (3.2)	.468 (11.9)	.406 (10.3)	
PGM-9	.376 (9.55)	.047 (1.2)	.511 (13)	.256 (6.5)	
PGM-10	.386 (9.8)	.055 (1.4)		.236 (6)	
PGM-34	.437 (11.1)	.125 (3.2)	.531 (13.5)	.406 (10.3)	
PGM-3	.468 (11.9)	.062 (1.57)		.250 (6.35)	
PGM-24	.50 (12.7)	.125 (3.2)	.578 (14.7)	.406 (10.3)	
PGM-5	.500 (12.7)	.062 (1.57)	.562 (14.3)	.250 (6.35)	
PGM-13	.506 (12.85)	.083 (2.1)	.669 (17)	.315 (8)	
PGM-11	.531 (13.48)	.062 (1.57)	.593 (15.1)	.250 (6.35)	
PGM-26	.562 (14.27)	.125 (3.2)	.656 (16.7)	.406 (10.3)	
PGM-27	.625 (15.88)		.718 (18.2)		.250 (6.35)
PGM-12	.625 (15.9)	.062 (1.57)		.250 (6.35)	
PGM-16	.628 (15.95)	.079 (2)	.787 (20)	.315 (8)	
PGM-28	.687 (17.45)	.125 (3.2)	.781 (19.8)	.406 (10.3)	
PGM-19	.746 (18.95)		.925 (23.5)	.413 (10.5)	
PGM-14	.750 (19.05)	.062 (1.57)	.843 (21.4)	.250 (6.35)	
PGM-15	.781 (19.84)		.890 (22.6)		
PGM-22	.864 (21.95)	.118 (3)	1.024 (26)	.378 (9.6)	
PGM-17	.875 (22.22)	.062 (1.57)	.968 (24.6)	.250 (6.35)	
PGM-29			1.125 (28.6)	.453 (11.5)	
PGM-25	1.004 (25.5)	.125 (3.2)	1.102 (28)	.500 (12.7)	
PGM-32	1.097 (27.86)		1.218 (30.9)	.465 (11.8)	
PGM-30	1.203 (30.55)		1.339 (34)	.512 (13)	
PGM-18	1.25 (31.75)		1.375 (34.9)	.465 (11.8)	
PGM-20	1.375 (34.93)		1.50 (38.1)		
PGM-31	1.50 (38.1)		1.671 (42.4)		
PGM-21	1.750 (44.45)		1.906 (48.4)	.470 (11.9)	
PGM-23	2.00 (50.8)	2.170 (55.1)			

*Available in UL94 V0 material by special order. To order, add -V0 to the end of the part number

Parts available in White by special order. To order, add WH to the end of the part number

LTP

Liquid Tight Plug



Mat'l: UL94 V0 Silicone Rubber, RMS-398, Color: Black

Part No.	Mounting Hole Diameter	Head Diameter "A"	Overall Height "B"	Head Height "C" Ref.	Max. Panel Thickness	Standard Pack
NEW LTP-4	.500 (12.7)	.92 (23.4)	.449 (11.4)	.287 (7.3)	.125 (3.2)	1,000
NEW LTP-5	.750 (19.1)	1.15 (29.2)	.512 (13)	.350 (8.9)		500
LTP-1	.875 (22.23)	1.26 (32)	.500 (12.7)	.374 (9.5)		1,000
NEW LTP-6	1.00 (25.4)	1.41 (35.8)	.559 (14.2)	.398 (10.1)		200
LTP-2	1.093 (27.76)	1.54 (39.2)	.539 (13.7)	.413 (10.5)		500
LTP-3	1.375 (34.93)	1.82 (46.2)	.579 (14.7)	.433 (11)		200

Offers protection to IP 67.

K

GROMMETS, BUSHINGS & CABLE GLANDS

BP Body Plug

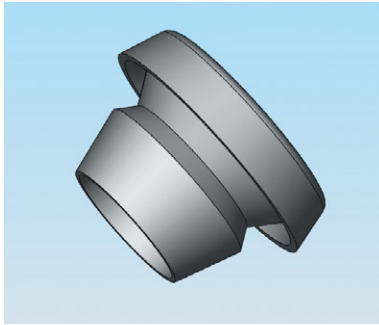


Fig. 1

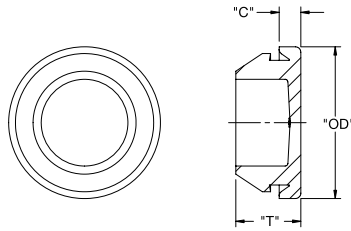
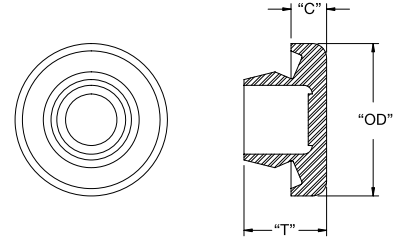


Fig. 2



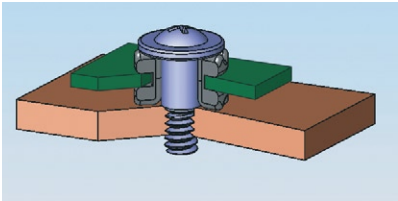
Material: UL94 HB TPE, Color: Black Standard Pack: 1,000 per bag

Part No.	Panel Hole Dia.	Panel Thickness	"OD" Outside Diameter	"T" Thickness	"C" Head Height	Material	Fig
BP-16230	.394 (10)	.032-.079 (0.8-2)	.76 (19.3)	.43 (10.9)	.20 (5)	RMS-262	1
BP-16231	.472 (12)		.83 (21)				
BP-16232	.551 (14)		.91 (23)				
BP-16233	.630 (16)		.98 (25)	.47 (12)		RMS-67	
BP-16234	.709 (18)		1.06 (27)				
BP-16236	.866 (22)		1.23 (31.2)				
BP-3	1.043 (26.5)	.063-.118 (1.6-3)	1.10 (28)	.47 (12)	.157 (4)	RMS-168	2
BP-4			1.28 (32.5)				
BP-16238	1.181 (30)	.032-.079 (0.8-2)	1.55 (39.4)	.42 (10.7)	.17(4.25)	RMS-262	1

Offers protection to IP 67 at maximum panel thickness.

VG/VGS

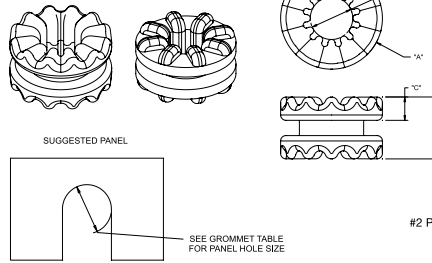
Vibration Grommet and Screw



VG

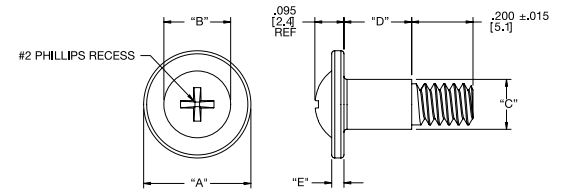
Fig. 1

Fig. 2



NEW

VGS



Material: SBR, 60 Shore A, RMS-190 Color: Black

Standard Pack: 1,000 per bag

Part No.	Dim. "A"	Dim. "B"	Panel Thickness	Panel Hole Size	Dim. "C" Typ.	Dim. "D" Ref.	Fig.	Mating Screws
VG-1	.380 (9.7)	.158 (4)	.057 (1.45)	.250 (6.35)	.087 (2.2)	.231 (5.9)	1	VGS-1 or VGS-4
VG-2	.565 (14.4)	.188 (4.8)	.063 (1.60)	.375 (9.53)	.131 (3.3)	.324 (8.2)	1	VGS-2 or VGS-5
VG-3	.380 (9.7)	.158 (4)	.031 (0.79)	.250 (6.35)	.100 (2.5)	.231 (5.9)	1	VGS-1 or VGS-4
VG-4	.565 (14.4)	.188 (4.8)	.043 (1.09)	.375 (9.53)	.141 (3.6)	.324 (8.2)	1	VGS-2 or VGS-5
VG-5	.374 (9.5)	.142 (3.6)	.055 (1.4)	.217 (5.5)	.083 (2.1)	.217 (5.5)	2	VGS-3 or VGS-6

Material: 1022 Carbon Steel, RMS-352, Finish: Zinc Plate, RMS-354

Standard Pack: 1,000 per bag

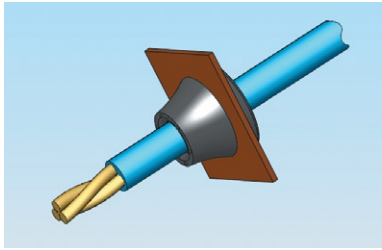
Part No.		Use With Grommet Part No.	"A"	"B" Ref.	"C"	"D"	"E"
Thread: 6-32 UNC-2A	Thread: M3 X 0.5						
VG-1	VG-4	VG-1, VG-3	.350 (8.9)	.218 (5.5)	.163 (4.1)	.205 (5.2)	.050 (1.3)
VG-2	VG-5	VG-2, VG-4	.500 (12.7)	.320 (8.1)	.194 (4.9)	.290 (7.4)	.040 (1)
VG-3	VG-6	VG-5	.350 (8.9)	.218 (5.5)	.146 (3.7)	.195 (5)	.050 (1.3)

VG Grommets are sold separately.

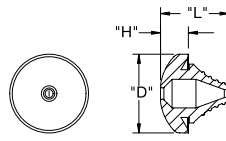
K

GROMMETS, BUSHINGS & CABLE GLANDS

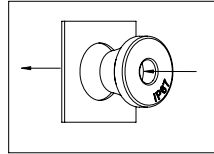
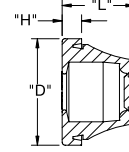
LTG Liquid Tight Grommet



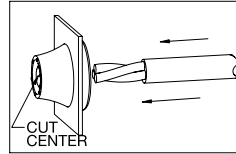
Style 1



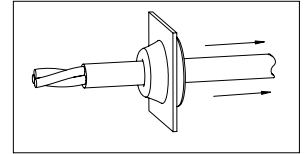
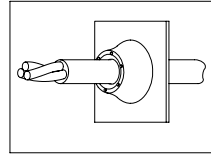
Style 2



PRESS GROMMET INTO PANEL



CUT CENTER AS SHOWN AND INSERT CABLE THROUGH GROMMET



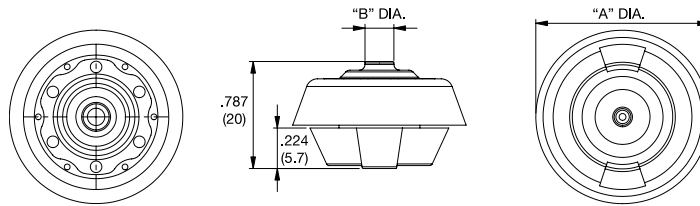
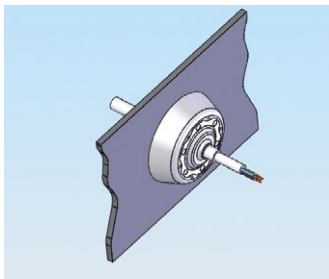
PULL BACK CABLE TO FORM SEAL

Material: EPDM Rubber, 50 Shore A, RMS-153

Part Number	Style	Color	Panel Hole Dia.	Panel Thickness	Cable Size	"D" Dia. Ref.	"L" Ref.	"H" Ref.	Standard Pack
LTG-199017	1	Black	.49 (12.5)	.02 - .08 (0.5 - 2)	.12 - .20 (3 - 5)	.79 (20)	.39 (17.5)	.28 (7.1)	1,000
LTG-1			.50 (12.7)						
LTG-39897			.63 (16)						
LTG-34715	2	Grey	.75 (19)	.04 - .16 (1 - 4)	.28 - .39 (7 - 10)	.94 (24)	.75 (19)	.24 (6)	
LTG-34716			.91 (23)						
LTG-43021			1.14 (29)						
LTG-2			1.50 (38)		.55 - .79 (14 - 20)	1.33 (33.8)	.96 (24.4)	250	
LTG-3			1.89 (48)		.79 - .94 (20 - 24)	1.81 (46)	1.14 (29)	.26 (6.5)	100
					.98 - 1.26 (25 - 32)	2.26 (57.5)	1.26 (32)	.31 (8)	

Offers protection to IP 67.

KCG Quick Cable Gland



Material: TPE, RMS-286; Nylon 6/6, RMS-287, Color: Grey

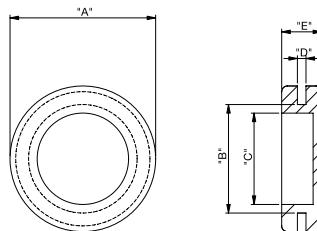
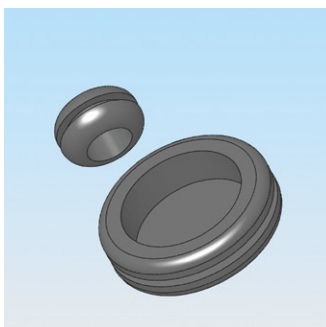
Standard Pack: 50 per bag

Part No.	Size	Hole Dia.	Panel Thickness	Panel Thickness for IP67	Cable Size	Anchorage Type A For Cable Dia.	"B" Dia.	"A"***
KCG-1	M20	.807 (20.5)	.059 - .196 (1.5 - 5)	.078 - .196 (2 - 5)	.157-.433 (4-11)	.275-.433 (7-11)	.157 (4)	1.153-1.358 (29.3-34.5)
KCG-2	M25	1.003 (25.5)			.157-.551 (4-14)	.275-.511 (7-13)	.196 (5)	1.350-1.574 (34.3-40)

***"A" Dimension varies depending on the thickness of the material installed in.

Offers protection to IP 67 at panel thickness and cable dia. indicated

DGB Blank Diaphragm Grommet



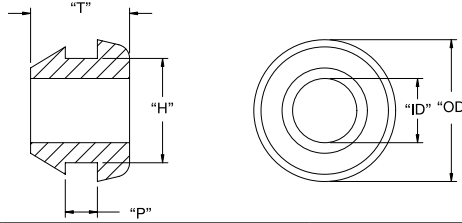

Material: TPE, RMS-262 • Color: Black

Standard Pack: 1,000 per bag

Part No	"A"	Panel Hole Size "B"	"C"	"D"	"E"
DGB-2.5	.37 (9.4)	.25 (6.4)	.16 (4.1)	.06 (1.5)	.14 (3.6)
DGB-4	.50 (12.7)	.39 (9.9)	.25 (6.4)		.26 (6.6)
DGB-5	.62 (15.7)	.49 (12.5)	.37 (9.5)		.25 (6.4)
DGB-6	.69 (17.5)	.43 (11)	.31 (8)		.31 (8)
DGB-7	.75 (19)	.63 (16)	.43 (11)		
DGB-10	1.00 (25.5)	.87 (22)	.72 (18.4)		
DGB-11	1.00 (25.5)	.75 (19)	.63 (16)	.28 (7)	
DGB-13	1.18 (30)	1.00 (25.5)	.81 (20.5)	.31 (8)	

GROMMETS, BUSHINGS & CABLE GLANDS

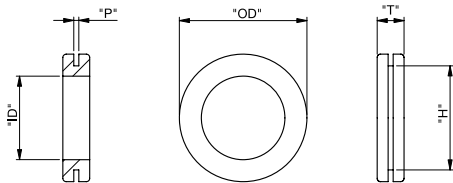
QFG Quick Fit Grommet



Standard Pack: 1,000 per bag Color: Black

Part No.	"T"	"P" Panel Thickness	"H" Mounting Hole Diameter	"ID" Inside Diameter Ref.	"OD" Outside Diameter Ref.	Material	
QFG-16200	.315 (8)	.06 (1.5)	.39 (10)	.24 (6)	.53 (13.5)	TPE, RMS-262	
QFG-16220	.375 (9.5)	.12 (3)					
QFG-16201	.315 (8)	.06 (1.5)	.43 (11)	.28 (7)	.57 (14.5)		PVC, RMS-25
QFG-16222	.375 (9.5)	.12 (3)	.47 (12)	.32 (8)	.61 (15.5)		
QFG-16203	.315 (8)	.06 (1.5)	.55 (14)	.39 (10)	.69 (17.5)		TPE, RMS-262
QFG-16223	.375 (9.5)	.12 (3)					
QFG-16204	.315 (8)	.06 (1.5)	.63 (16)	.47 (12)	.77 (19.5)	PVC, RMS-25	
QFG-16224	.375 (9.5)	.12 (3)					
QFG-16205	.315 (8)	.06 (1.5)	.71 (18)	.55 (14)	.85 (21.5)	Silicone Rubber, RMS-368	
NEW QFG-1	.449 (11.4)	.138 (3.5) Max.	.728-.787 (18.5-20)	.512 (13)	.965 (24.5)		
QFG-16207	.315 (8)	.06 (1.5)	.87 (22)	.71 (18)	1.00 (25.4)	TPE, RMS-262	
NEW QFG-2	.409 (10.4)	.138 (3.5) Max.	.984-1.024 (25-26)	.709 (18)	1.16 (29.5)	Silicone Rubber, RMS-368	
QFG-16228	.375 (9.5)	.12 (3)	1.02 (26)	.87 (22)	1.24 (31.5)	TPE, RMS-262	
QFG-16209	.315 (8)	.06 (1.5)	1.10 (28)	.94 (24)		PVC, RMS-25	
QFG-16229	.375 (9.5)	.12 (3)					

HG Hole Grommet



Material: UL94 HB, RMS-262*, Color: Black

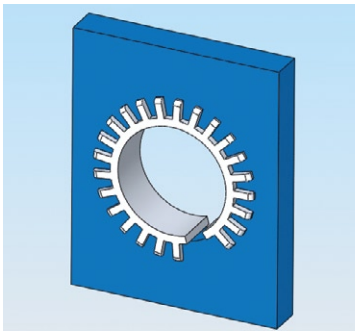
Standard Pack: 1,000 per bag

Part No.	"H" Mounting Hole Dia.	"P" Panel Thickness	"ID" Inside Diameter	"OD" Outside Diameter	"T"
HG-2	.190 (4.8)	.063 (1.6)	.126 (3.2)	.315 (8)	.252 (6.4)
HG-2.5	.252 (6.4)		.148 (4)	.374 (9.5)	.248 (6.3)
HG-3	.305 (7.7)	.032 (0.8)	.188 (4.8)	.430 (10.9)	.188 (4.8)
HG-3.5	.315 (8)	.063 (1.6)	.217 (5.5)		.217 (5.5)
HG-4	.375 (9.5)	.095 (2.4)	.252 (6.4)	.559 (14.2)	.276 (7)
HG-5	.430 (10.9)	.063 (1.6)	.313 (8)	.562 (14.3)	.188 (4.8)
HG-17	.433 (11)	.079 (2)	.315 (8)	.630 (16)	.276 (7)
HG-6	.492 (12.5)	.063 (1.6)	.374 (9.5)	.669 (17)	
HG-8	.660 (16.8)		.495 (12.6)	.846 (21.5)	.250 (6.4)
HG-9	.675 (17.1)		.558 (14.2)	.875 (22.2)	.188 (4.8)
HG-11	.735 (18.7)		.672 (17.1)	.933 (23.7)	
HG-10	.742 (18.8)		.610 (15.5)	.875 (22.2)	.219 (5.6)
HG-18	.748 (19)	.095 (2.4)	.500 (12.7)	.945 (24)	.280 (7.1)
HG-12	.976 (24.8)	.063 (1.6)	.734 (18.6)	1.234 (31.3)	.313 (8)
HG-14	.990 (25.1)		.860 (21.8)	1.188 (30.2)	
HG-16	1.24 (31.5)		.970 (24.6)	1.500 (38.1)	

*Available in UL94 V0 material by special order. To order, add -V0 to the end of the part no.

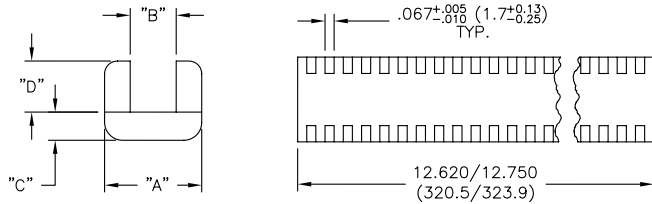
Other colors available by special order

MGS Molded Grommet Strip



Features

- Complies with NASM21266
- Minimum hole dia. = 1 (25.4)



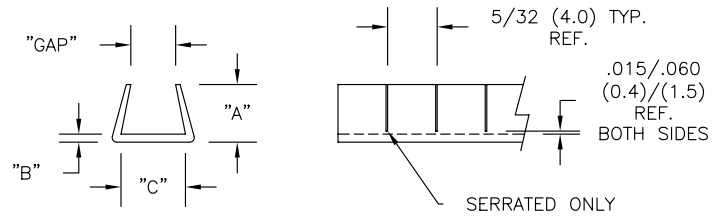
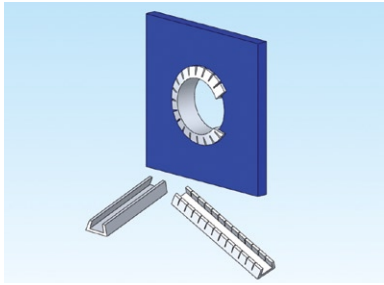
Material: Nylon 6/6, RMS-01 • Color: Natural

Standard Pack: 100 per bag

Part No.	Panel Thickness (Ref.)	"A" $+0.015/-0.005$ $(+0.38/-0.13)$	"B" $+0.015/-0.005$ $(+0.38/-0.13)$	"C" $+0.015/-0.005$ $(+0.38/-0.13)$	"D" $+0.020/-0.005$ $(+0.38/-0.13)$
MGS-1-01	.015 - .052 (0.4 - 1.3)	.150 (3.8)	.056 (1.4)	.055 (1.4)	.10 (2.5)
MGS-2-01	.052 - .085 (1.3 - 2.2)	.175 (4.4)	.090 (2.3)		
MGS-3-01	.085 - .128 (2.2 - 3.3)	.220 (5.6)	.131 (3.3)	.070 (1.8)	.16 (4.1)
MGS-4-01	.128 - .192 (3.3 - 4.9)	.325 (8.3)	.195 (5)		
MGS-5-01	.192 - .255 (4.9 - 6.5)	.385 (9.8)	.260 (6.6)	.075 (1.9)	.17 (4.3)
MGS-6-01	.255 - .318 (6.5 - 8.1)	.445 (11.3)	.320 (8.1)		

GROMMETS, BUSHINGS & CABLE GLANDS

NGS/PGS/SNGS/SPGS Continuous Grommet Strip



Features

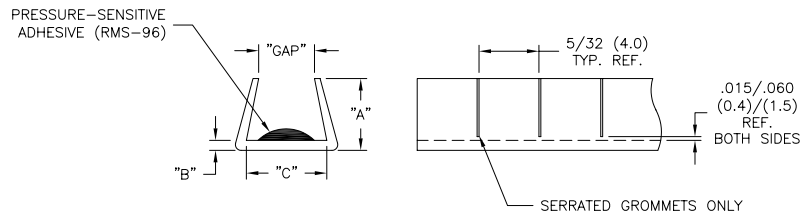
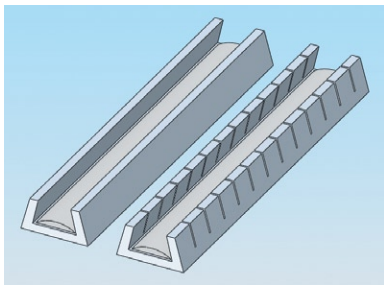
- Use product on irregularly shaped or round panel hole

Standard Pack: 100 Foot Roll (30M)												
Part No.		Color	Material	Panel Thickness Range	"GAP" Ref.	"A" Ref.	"B" Ref.	"C" Ref.				
Solid Lengths	Serrated Lengths											
NGS-1	SNGS-1	Natural	UL94 HB Nylon, RMS-88	.026-.036 (0.7-0.9)	.018 (0.5)	.125 (3.2)	.031 (0.8)					
-	SNGS-1B	Black										
NGS-2	SNGS-2	Natural		.037-.071 (0.9-1.8)	.037 (0.9)	.172 (4.4)	.031 (0.8)		.109 (2.8)			
-	SNGS-2B	Black										
-	SNGS-2.5	Natural		.072-.105 (1.8-2.7)	.060 (1.5)	.188 (4.8)	.047 (1.2)		.156 (4)			
-	SNGS-2.5B	Black										
-	SNGS-3	Natural		.106-.164 (2.7-4.2)	.106 (2.7)	.188 (4.8)	.047 (1.2)		.188 (4.8)			
-	SNGS-3B	Black										
-	SNGS-4	Natural		.165-.187 (4.2-4.7)	.165 (4.2)							.250 (6.4)
-	SNGS-4B	Black										
-	SNGS-5	Natural	.188-.250 (4.8-6.4)	.187 (4.8)								
-	SNGS-5B	Black										
PGS-1	SPGS-1	Natural	Polyethylene, RMS-06	.026-.036 (0.7-0.9)	.018 (0.5)	.125 (3.2)	.031 (0.8)					
PGS-1B	-	Black										
PGS-2	SPGS-2	Natural		.037-.071 (0.9-1.8)	.037 (0.9)	.172 (4.4)	.031 (0.8)		.109 (2.8)			
PGS-2.5	SPGS-2.5	Black		.072-.105 (1.8-2.7)	.060 (1.5)	.188 (4.8)	.047 (1.2)		.156 (4)			
PGS-2.5B	SPGS-2.5B	Natural										
PGS-3	SPGS-3	Natural		.106-.164 (2.6-4.2)	.106 (2.7)							

Custom lengths available by special order.

NGSG/SNGSG/PGSG/ SPGSG

Continuous Grommet Strip with Adhesive




Standard Pack: 100 Foot Roll (30M)								
Part No.		Color	Material	Panel Thickness Range	"GAP" Ref.	"A" Ref.	"B" Ref.	"C" Ref.
Solid Lengths	Serrated Lengths							
NGSG-2	SNGSG-2	Natural	UL94 HB Nylon, RMS-88	.037-.071 (0.9-1.8)	.037 (0.9)	.172 (4.4)	.031 (0.8)	.109 (2.8)
-	SNGSG-2B	Black						
NGSG-2.5	SNGSG-2.5	Natural		.072-.105 (1.8-2.7)	.060 (1.5)	.188 (4.8)	.047 (1.2)	.156 (4)
NGSG-3	SNGSG-3	Natural	.106-.164 (2.7-4.2)	.106 (2.7)	.172 (4.4)	.031 (0.8)	.109 (2.8)	
PGSG-2	SPGSG-2	Natural						
PGSG-2B	SPGSG-2B	Black	Polyethylene, RMS-06	.037-.071 (0.9-1.8)	.037 (0.9)	.160 (4.1)	.025 (0.6)	.060 (1.5)
PGSG-6*	SPGSG-6*	Natural						
PGSG-6B*	-	Black						
PGSG-2.5	SPGSG-2.5	Natural		.072-.105 (1.8-2.7)	.060 (1.5)	.172 (4.4)	.031 (0.8)	.109 (2.8)
PGSG-2.5B	SPGSG-2.5B	Black				.188 (4.8)	.047 (1.2)	.156 (4)
-	SPGSG-7*	Natural						
PGSG-3	SPGSG-3	Natural					.035 (0.9)	.100 (2.5)
PGSG-3B	SPGSG-3B	Black		.106-.164 (2.6-4.2)	.106 (2.7)			
-	SPGSG-8*	Natural					.035 (0.9)	

*Parts are extra flexible
Custom lengths available by special order.

K

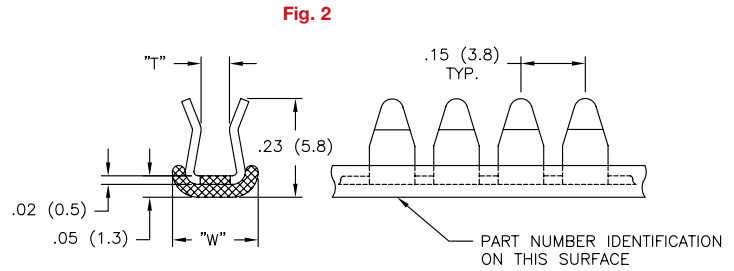
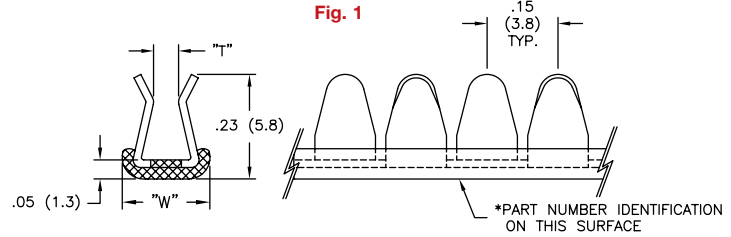
GROMMETS, BUSHINGS & CABLE GLANDS

MCCG/MCCGF Metal Continuous Cushioned Grommet



Features

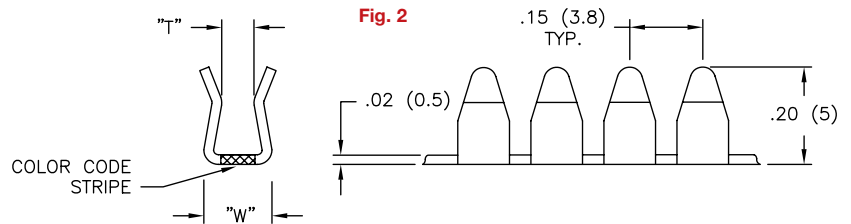
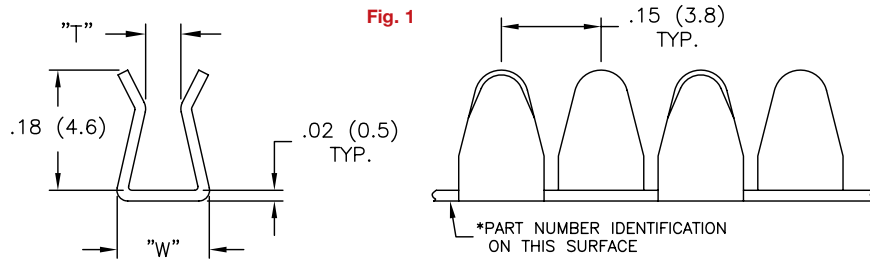
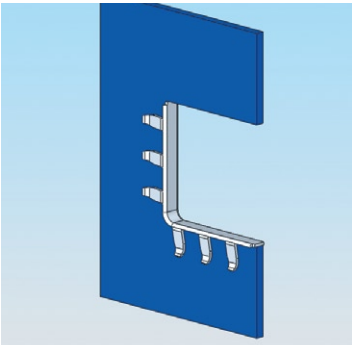
- Dielectric Strength: 1500 volts @ 60 Hz
- Operating Temperature Range: -40°F to 185°F (-40°C to 85°C)
- UL94 V0 flammability rating
- MCCGF Series is more flexible than the MCCG series because of its design.



MCCG/MCCGF	Material: 304 Stainless Steel, RMS-283; Coating: Nylon 11, RMS-192, Color: Black; Cushion: TPE, 60 Shore D, RMS-300, Color: Black		Standard Pack: 100 Ft. (30M) Reel
	Fig.	"T" Application Thickness	"W"
MCCG-1N	1	.029 - .045 (0.7 - 1.1)	.19 (4.8)
MCCG-2N		.044 - .056 (1.1 - 1.4)	
MCCG-3N		.055 - .069 (1.4 - 1.7)	
MCCG-4N		.069 - .090 (1.7 - 2.3)	.23 (5.8)
MCCG-6N		.113 - .130 (2.9 - 3.3)	
MCCGF-1N		.029 - .045 (0.7 - 1.1)	
MCCGF-2N	2	.044 - .056 (1.1 - 1.4)	.19 (4.8)
MCCGF-3N		.055 - .069 (1.4 - 1.7)	

Hand held cutting tool needed, order part number MCGS-1

MCG/MCGF Metal Continuous Grommet



Features

- Dielectric Strength: 1000 volts @ 60 Hz
- Operating Temperature Range: -40°F to 285°F (-40°C to 140°C)
- UL94 V0 flammability rating
- MCGF Series is more flexible than the MCG series because of its design.

MCG/MCGF	Material: 304 Stainless Steel, RMS-283; Coating: Nylon 11, RMS-192, Color: Black		Standard Pack: 100 Ft. (30M) Reel
	Fig.	"T" Application Thickness	"W"
MCG-1N	1	.029 - .045 (0.7 - 1.1)	.14 (3.6)
MCG-2N		.044 - .056 (1.1 - 1.4)	
MCG-3N		.055 - .069 (1.4 - 1.7)	
MCG-4N		.069 - .090 (1.7 - 2.3)	.18 (4.6)
MCG-6N		.113 - .130 (2.9 - 3.3)	
MCGF-1N		.029 - .045 (0.7 - 1.1)	
MCGF-2N	2	.044 - .056 (1.1 - 1.4)	.13 (3.3)
MCGF-3N		.055 - .069 (1.4 - 1.7)	

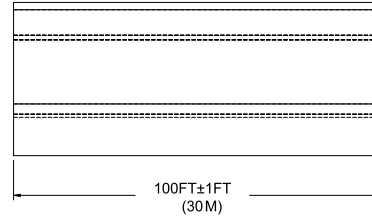
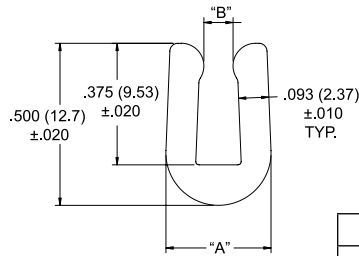
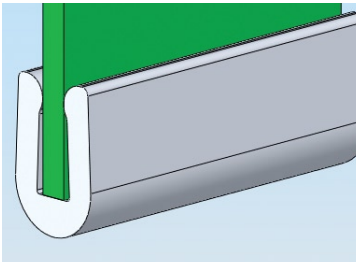
Hand held cutting tool needed, order part number MCGS-1



GROMMETS, BUSHINGS & CABLE GLANDS

RG

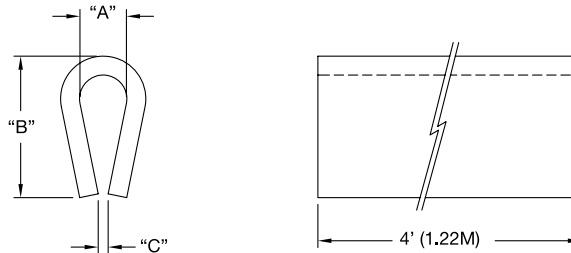
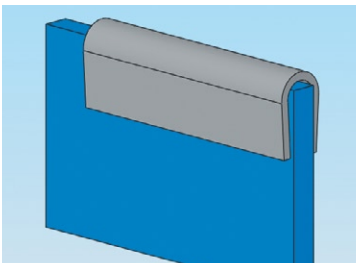
Rubber Edge Grommet



Material: TPE, RMS-214 Color: Black			
Standard Pack: 100 Foot Roll (30M)			
Part No.	Panel Thickness	"A" Ref.	"B" Max
RG-1	.063 (1.6)	.264 (6.74)	.030 (0.76)
RG-2	.093 (2.36)	.293 (7.44)	.060 (1.52)
RG-3	.125 (3.18)	.324 (8.23)	.090 (2.29)
Custom lengths available by special order			

DSC

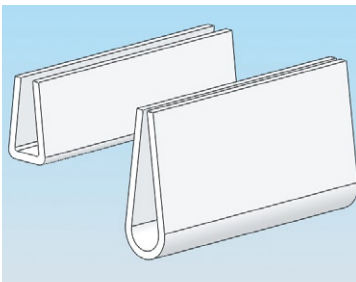
Duro-Strip Channel



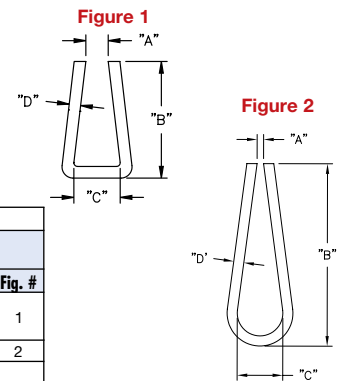
Material: MDS Filled Nylon, RMS-21 • Color: Grey					
Part No	"A" ± .015 (0.4)	"B" ± .031 (±0.8)	"C" Ref.	Wall Thickness	Std. Pkg.
DSC-5-48	.062 (1.6)	.300 (7.6)	.031 (0.8)	.031 (0.8)	100' (30M): 4' (1.22M) lengths x 25 pieces
DSC-1-48	.125 (3.2)	.375 (9.5)	.020 (0.5)	.047 (1.2)	
DSC-2-48	.188 (4.8)	.500 (12.7)	.031 (0.8)	.063 (1.6)	
DSC-3-48	.250 (6.4)	.625 (15.9)	.045 (1.1)	.063 (1.6)	
Custom lengths available by special order					

CH

Channel

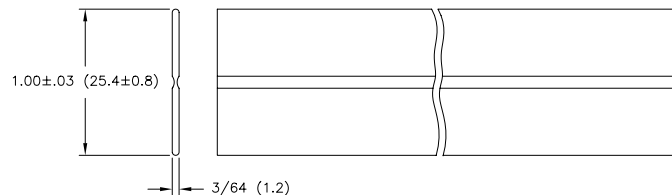
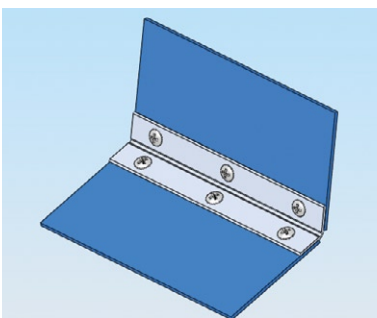


Material: Polystyrene, RMS-16 • Color: White					
Standard Pack: 100' (30M): 4' (1.22M) lengths x 25					
Part No.	"A" Ref.	"B"	"C" Min.	"D" Typ.	Fig. #
CH200X250-48	.200 (5.1)	3/8 (9.5)	1/4 (6.4)	1/32 (0.8)	1
CH15X50-48	.015 (0.4)	7/16 (11.1)	.05 (1.3)		
CH20X141-48	.020 (0.5)	9/16 (14.3)	9/64 (3.6)		
Other colors available by special order.					
Custom lengths available by special order.					



SLH-16-1

Single Living Hinge



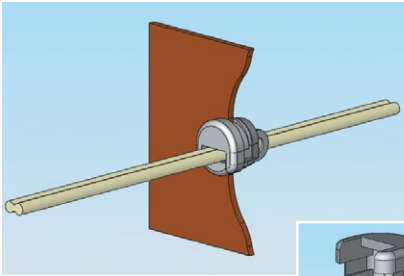
Material: Polypropylene, RMS-54
Color: Natural
Standard Pack: 100 ft. (30M) Rolls
Custom lengths available by special order.

K

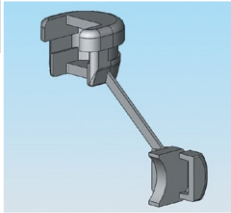
GROMMETS, BUSHINGS & CABLE GLANDS

SRB-F/R Strain Relief Bushing


• UL #E107293

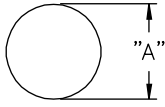


- Features**
- SRPL-2 Tool is required for installation

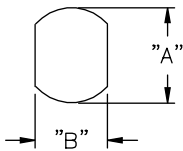


SRB Installation Tool Sold Separately
Part Number: SRPL-2

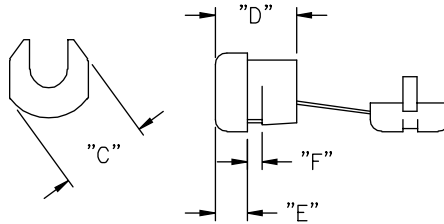
Mounting Holes Style A



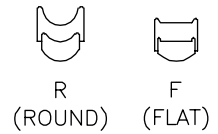
Style B Anti-Rotation Hole



Bushing Dimensions



Key-Contour Style



Note: SRB-F is for flat wires
SRB-R is for round wires

Material: UL94 V2 Nylon 6/6, RMS-315 Color: Black

Part No.	Wires Accommodated	Approx. Wire Size	Mounting Holes		"C" Ref.	"D"	"E" Ref.	"F" Max. Panel Thickness	Standard Pack		
			"A"	"B"							
SRB-F-1	SPT-1	.118 x .220 (3 x 5.6)	.374 (9.5)	.343 (8.7)	.425 (10.8)		.157 (4)	.063 (1.6)	1,000		
SRB-F-3			.433 (11)	.390 (9.9)	.476 (12.1)						
SRB-F-6					.492 (12.5)						
SRB-F-8	SPT-2	.146 x .299 (3.71 x 7.6)	.500 (12.7)	.465 (11.8)	.547 (13.9)	.406 (10.3)	.157 (4)	.063 (1.6)			
SRB-F-9			.516 (13.1)					.098 (2.5)			
			.500 (12.7)								
SRB-R-1	SVI	.252 (6.4)	.500 (12.7)	.453 (11.5)	.559 (14.2)	.433 (11)	.165 (4.2)	.063 (1.6)			
	SVT	.291 (7.4)	.516 (13.1)					.098 (2.5)			
SRB-R-2	SVI	.252 (6.4)	.500 (12.7)								
	SVT	.291 (7.4)	.516 (13.1)								
SRB-R-3	SJT #18/3	.299 (7.6)	.626 (15.9)	.551 (14)	.701 (17.8)	.583 (14.8)	.220 (5.6)	.063 (1.6)			
SRB-R-4					.693 (17.6)			.126 (3.2)			
SRB-R-7	SJT #16/3	.323-.362 (8.2-9.2)			.701 (17.8)		.228 (5.8)	.063 (1.6)			
SRB-R-8					.681 (17.3)			.126 (3.2)			
NEW SRB-R-9	SJT #14/3	.362-.413 (9.2-10.5)	.748 (19)	.650 (16.5)	.847 (21.5)	.750 (19.1)	.307 (7.8)	.063 (1.6)			
					.433 (11)			.780 (19.8)	.854 (21.7)	.764 (19.4)	.126 (3.2)
NEW SRB-R-10					.362-.413 (9.2-10.5)			.748 (19)			
		.433 (11)	.780 (19.8)								

K


GROMMETS, BUSHINGS & CABLE GLANDS

CG-NPT

Cable Gland - NPT Thread


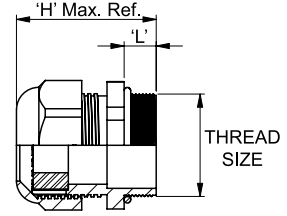
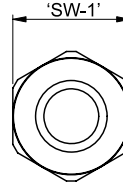


• UL #E336396



Features

- See CGLN series on the following page for mating locknuts
- Protection Class: IP68 - 5 Bar
- Operating temperature: -4°F - 212°F (-20°C - 100°C)



Mat'l: Body and Nut: UL94 V2 Nylon 6, RMS-36; Sealing Gland: CR/NBR, RMS-37; O-Ring: NBR, RMS-41*								
Color: Black (RAL 9005)								
Part No.	Cable Dia. Range		Thread Size	Suggested Clearance Hole for Non-Threaded Mounting	"L"	"SW-1"	"H" Max. Ref.	Standard Pack
	Min. Dia.	Max. Dia.						
CG-NPT-3/8-1-BK	.118 (3)	.276 (7)	NPT-3/8	.670 (17)	.610 (15.5)	.866 (22)	1.752 (44.5)	100
CG-NPT-3/8-2-BK	.197 (5)	.394 (10)						
CG-NPT-1/2-1-BK	.197 (5)	.236 (9)	NPT-1/2	.875 (22.2)	.571 (14.5)	.945 (24)	1.772 (45)	
CG-NPT-1/2-2-BK	.276 (7)	.472 (12)						
CG-NPT-1/2-3-BK	.394 (10)	.551 (14)	NPT-3/4	1.068 (27.1)	.591 (15)	1.299 (33)	2.047 (52)	
CG-NPT-3/4-1-BK	.236 (9)	.630 (16)						
CG-NPT-3/4-2-BK	.551 (14)	.709 (18)	NPT-1	1.350 (34.3)	.709 (18)	1.654 (42)	2.382 (60.5)	25
CG-NPT-1-1-BK*	.472 (12)	.787 (20)						
CG-NPT-1-2-BK*	.748 (19)	.984 (25)						

*O-Ring included only with NPT-1 Thread

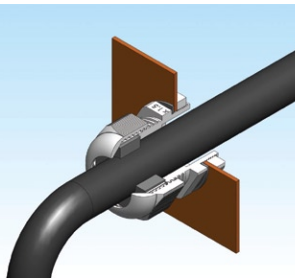
Parts available in Grey (RAL 7035) by Special Order. To order, remove -BK at the end of the part number.

CG-PG

Cable Gland - PG Thread


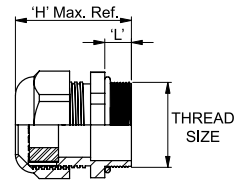
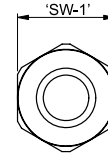


• UL #E336396



Features

- See CGLN series on the following page for mating locknuts
- Protection Class: IP68 - 5 Bar
- Operating temperature: -4°F - 212°F (-20°C - 100°C)



Mat'l: Body and Nut: UL94 V2 Nylon 6, RMS-36; Sealing Gland: CR/NBR, RMS-37; O-Ring: NBR, RMS-41*								
Color: Black (RAL 9005)								
Part No.	Cable Dia. Range		Thread Size	Suggested Clearance Hole for Non-Threaded Mounting	"L"	"SW-1"	"H" Max. Ref.	Standard Pack
	Min. Dia.	Max. Dia.						
CG-PG7-1-L-BK	.079 (2)	.197 (5)	PG7	.500 (12.7)	.315 (8)	.591 (15)	1.201 (30.5)	100
CG-PG7-2-L-BK	.118 (3)	.256 (6.5)						
CG-PG9-1-L-BK	.079 (2)	.236 (6)	PG9	.606 (15.4)	.315 (8)	.748 (19)	1.339 (34)	
CG-PG9-2-L-BK	.157 (4)	.315 (8)						
CG-PG11-1-L-BK	.118 (3)	.276 (7)	PG11	.740 (18.8)	.315 (8)	.866 (22)	1.457 (37)	
CG-PG11-2-L-BK	.197 (5)	.394 (10)						
CG-PG13.5-1-L-BK	.236 (6)	.472 (12)	PG13.5	.815 (20.7)	.354 (9)	.945 (24)	1.535 (39)	50
CG-PG16-1-L-BK	.394 (10)	.551 (14)	PG16	.898 (22.8)	.394 (10)	1.063 (27)	1.673 (42.5)	
CG-PG21-1-L-BK	.236 (9)	.630 (16)	PG21	1.126 (28.6)	.433 (11)	1.299 (33)	1.870 (47.5)	
CG-PG21-2-L-BK	.512 (13)	.709 (18)						
CG-PG29-1-L-BK*	.472 (12)	.787 (20)	PG29	1.472 (37.4)	.433 (11)	1.654 (42)	2.087 (53)	
CG-PG36-1-L-BK*	.787 (20)	1.024 (26)	PG36	1.870 (47.5)	.512 (13)	2.087 (53)	2.402 (61)	10
CG-PG36-2-L-BK*	.866 (22)	1.260 (32)						


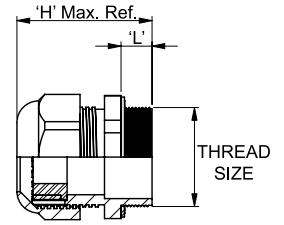
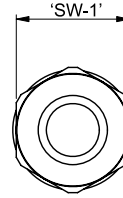
*O-Ring included only with threads PG29 and PG36

Parts available in Grey (RAL 7035) by Special Order. To order, remove -BK at the end of the part number.

GROMMETS, BUSHINGS & CABLE GLANDS


CG-M

Cable Gland – Metric Thread



Features

- See CGLN series below for mating locknuts
- Protection Class: IP68 - 5 Bar
- Operating temperature: -4°F - 212°F (-20°C -100°C)
- Remove the inner sealing gland for larger cable diameters



Mat'l: Gland Body and Nut: UL94 V2 Nylon 6, RMS-36; Outer Sealing Gland: CR/NBR, RMS-37; Inner Sealing Gland: TPE, RMS-40[^], Sealing Washer: NBR, RMS-41[^]

Color: Black (RAL 9005)

Part No.	Cable Ø Range		Thread Size	Suggested Clearance Hole for Non-Threaded Mounting	"L"	"SW-1"	"H" Max. Ref.	Standard Pack
	Min. Ø	Max. Ø						
CG-M12-1-BK*	.079 (2)	.197 (5)	M12	.480 (12.2)	.315 (8)	.591 (15)	1.220 (31)	100
CG-M16-1-BK	.118 (3)	.394 (10)	M16	.638 (16.2)		.787 (20)	1.398 (35.5)	
CG-M20-1-BK	.197 (5)	.512 (13)	M20	.795 (20.2)		.945 (24)	1.417 (36)	
CG-M25-1-BK	.315 (8)	.669 (17)	M25	.992 (25.2)	.394 (10)	1.142 (29)	1.623 (43)	50
CG-M32-1-BK [^]	.472 (12)	.827 (21)	M32	1.268 (32.2)		1.417 (36)	1.968 (50)	25
CG-M40-1-BK [^]	.630 (16)	1.102 (28)	M40	1.583 (40.2)		1.811 (46)	2.008 (51)	10


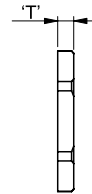
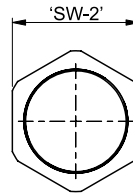
*No Inner Sealing Gland included with CG-M12-1

[^]Sealing Washer included only with threads M32 and M40.

Parts available in Grey (RAL 7035) by Special Order. To order, remove -BK at the end of the part number.

CGLN

Cable Gland – Locking Nuts



Features

- Operating temperature: -4°F - 212°F (-20°C -100°C)

Material: GF Nylon 6, RMS-44

Color: Black (RAL 9005)

Part No.	Thread Size	"SW-2"	"T"	Standard Pack
CGLN-NPT-3/8-BK	NPT-3/8	.866 (22)	.197 (5)	100
CGLN-NPT-1/2-BK	NPT-1/2	1.063 (27)	.236 (6)	
CGLN-NPT-3/4-BK	NPT-3/4	1.417 (36)	.276 (7)	
CGLN-NPT-1-BK	NPT-1	1.654 (42)		
CGLN-PG7-BK	PG7	.748 (19)	.197 (5)	
CGLN-PG9-BK	PG9	.866 (22)		
CGLN-PG11-BK	PG11	.945 (24)		
CGLN-PG13.5-BK	PG13.5	1.063 (27)	.236 (6)	
CGLN-PG16-BK	PG16	1.181 (30)		
CGLN-PG21-BK	PG21	1.417 (36)		
CGLN-PG29-BK	PG29	1.811 (46)	.276 (7)	
CGLN-PG36-BK	PG36	2.362 (60)		
CGLN-M12-BK	M12	.339 (17)	.197 (5)	
CGLN-M16-BK	M16	.866 (22)		
CGLN-M20-BK	M20	1.063 (27)		.236 (6)
CGLN-M25-BK	M25	1.260 (32)		
CGLN-M32-BK	M32	1.614 (41)		
CGLN-M40-BK	M40	1.969 (50)	.276 (7)	50

Parts available in Grey (RAL 7035) by Special Order. To order, remove -BK at the end of the part number.



Raw Material Information

UL® File Number & UL® Yellow Cards

Underwriter's Laboratories Inc. (UL®), plastics classification number is used to describe the performance of the material. Tests conducted by UL® may include the determination of material flammability (burning characteristics), ignition characteristics from various thermal and electrical sources, electrical tracking and other electrical characteristics, physical and mechanical characteristics, and analytical tests. In addition, the effect of long-term exposure to elevated temperature (air-oven aging), water, ultraviolet light, cold, etc. on property-retention may be evaluated.

For more information and to download the UL® Yellow Card for a Richco product, please visit www.ul.com and click on "Certifications".

UL® Flame Rating

UL94 classifications V0, V1, V2, and HB describe the flame retardancy levels for a given resin. V0 rated resins typically have the highest flame resistance followed by V1, V2, and HB.

For more information on UL® Flame Ratings and the Vertical Burn Test, please visit www.ul.com.

Material Operating Temperatures

The Material Temperature Ranges shown in the RMS Table are based on datasheets from the respective resin manufacturers and/or UL® RTI values. The values shown are for reference only to assist in material selection for your application. As each resin manufacturer uses different methods to evaluate the performance of their resins, the temperature ranges shown cannot necessarily be used to compare materials directly.

Adhesive Tape Usage Guidelines

Loads & Product Usage Guidelines

Long-term maximum product application loads generally should not exceed 0.25 psi. The surface area of contact is very critical for bond strength, so the amount of tape used should be maximized based on the application. In general, the tensile strength of the adhesive is higher than the peel or shear strength, so the product should be designed to be loaded in tension whenever possible.

Nylon & Adhesive Shelf Life

If products are kept under the Ideal Storage Conditions above, shelf life is 1 year from date of shipment.

Temperature Considerations

Ideal application temperature for most Richco adhesives is 70° - 100°F (21° - 38°C). Lower application temperatures should be avoided as the adhesive will be too firm and may not 'wet out' sufficiently. Operating temperatures of Richco adhesives are shown in the RMS table.

Application Guide

Surface Condition: The bonding surfaces must be clean, uniform, dry and free of condensation. Do not use on fabric, coarse concrete, loose paint, or rough, loose surfaces.

Surface Preparation: For maximum performance, clean the mounting surfaces with a cleaning solvent such as a 50/50 mixture of isopropyl alcohol and water. Be sure to follow the solvent manufacturer's directions for use. Some surfaces may require a sealant or primer to achieve the desired bonding. Test the product on your actual application.

Application pressure: Remove the release liner being very careful not to touch the adhesive surface and then quickly and firmly rub the product into place. Firm pressure is needed to ensure full contact and to allow the adhesive to fully wet-out on the mating surfaces.

Dwell Time: The bond strength is affected by the substrate surface, application temperature and dwell time. At room temperature approximately half of the bond strength will be obtained within the first half hour with the majority of the strength achieved within 24 hours. Therefore, whenever possible wait 24 hours before applying load.

Acrylic vs. rubber based adhesives: In general, rubber based adhesives offer higher initial tack whereas acrylic based adhesives maintain higher mechanical strength over time. One should evaluate the performance of the product on the actual end use application. Contact your local Richco representative for additional physical property and chemical resistance data.

Common Material Abbreviations

ABS = Acrylonitrile-butadiene-styrene	PPE/PS = Polyphenylene ether/polystyrene alloy
Acetal/POM = Polyacetal	PPE/SB = Polyphenylene ether/styrene-butadiene alloy
CPVC = Chlorinated polyvinyl chloride	PPS = Polyphenylene sulfide
EPDM = Ethylene-propylene-diene-monomer	PS = Polystyrene
HDPE = High density polyethylene	PSU = Polysulfone
HIPS = High impact polystyrene	PU = Polyurethane
LCP = Liquid Crystal Polymer	PVC = Polyvinyl chloride
LDPE = Low density polyethylene	PVDF = Polyvinylidene fluoride
Nitrile Rubber = Acrylonitrile rubber	SEBS = Styrene-ethylene butylene-styrene block copolymer
Nylon = Polyamide (PA)	SIR = Silicone molding compound
PBT = Polybutylene terephthalate	TPE = Thermoplastic elastomer
PC = Polycarbonate	TPR = Thermoplastic rubber
PE = Polyethylene	
PEI = Polyether imide	
PP = Polypropylene	

An asterisk(*) indicates data was not available at time of publication. Please see our website or contact your local Richco Representative for the necessary documentation.

RAW MATERIAL SPECIFICATION/DISCLAIMER OF WARRANTY: These Raw Material Specifications shall not be construed as creating an express warranty of description. The specifications are approximate and intended to serve only as guides and not as the basis of any sale, agreement or contract of goods sold by Richco, Inc. Richco, Incorporated reserves the right to change the raw material on any of its goods contained in this catalog without notice to any buyer. Further, these Raw Material Specifications have been provided by the manufacturer and Richco, Inc. does not warrant their accuracy.

RMS SPECIFICATIONS

RMS No.	Material Description	UL File No.	UL Flame Rating	RoHS Compliance	Material Temperature Range					
					°C			°F		
01	Nylon 6/6	E70062	V-2	Y	-40	-	85	-40	-	185
02	ABS	E38989	HB	Y	-40	-	95	-40	-	203
03	PC	E45587	HB	Y	-40	-	115	-40	-	239
04	PVC - Rigid	E41877	V-0	Y	0	-	50	32	-	122
05	PPE/PS	E121562	V-0	Y	-40	-	110	-40	-	230
06	LDPE	NO U.L.	Not rated	Y	-40	-	65	-40	-	149
07	HDPE	E41877	V-0	N	0	-	50	32	-	122
08	PP	E169973	HB	Y	0	-	65	32	-	149
09	ABS	E44741	HB	Y	0	-	60	32	-	140
10	PP	E169973	HB	Y	0	-	65	32	-	149
11	CPVC	E106426	V-0	Y	0	-	50	32	-	122
12	CAP	E31879	HB	Y	-20	-	50	-4	-	122
13	HDPE	NO U.L.	Not rated	Y	-20	-	65	-4	-	149
14	Acetal - US	E38860	HB	Y	-50	-	100	-58	-	212
14A	Acetal - UK	E42337	HB	Y	-50	-	100	-58	-	212
15	Acrylic adhesive / PU foam tape / PE liner	MH16770	Not rated	Y	0	-	85	32	-	185
16A	HIPS - UK	E141073	HB	Y	-20	-	50	-4	-	122
16B	HIPS - US	E57787	HB	Y	-20	-	50	-4	-	122
17	Nylon 6/6	E41938	V-2	Y	-40	-	85	-40	-	185
18	Nylon 6/6, Heat Stabilized, 33% Glass Filled - US	E41938	HB	Y	-30	-	140	-22	-	284
18A	Nylon 6/6, 25% Glass Filled - UK	E41938	V-0	Y	-30	-	130	-22	-	266
19	Nylon 6/6	E70062	V-0	Y	-40	-	110	-40	-	230
20	PVC - Rigid	E53006	V-0	Y	0	-	50	32	-	122
21	Nylon 66/6	E41938	HB	Y	-40	-	65	-40	-	149
23	PC	E121562	V-0	Y	-40	-	130	-40	-	266
24	Acrylic adhesive / PE foam tape / PE film liner	NO U.L.	Not rated	Y	-20	-	60	-4	-	140
25	PVC - Flexible	NO U.L.	Not rated	Y	0	-	50	32	-	122
26	PVC - Flexible	E54709	V-0	Y	0	-	90	32	-	194
27	Nylon 66, 25% Glass Filled	E170540	V-0	Y	-30	-	65	-22	-	149
28	Polyester Felt Fiber	NO U.L.	Not rated	Y	-	-	-	-	-	-
29	304 Stainless Steel	NO U.L.	Not rated	Y	-200	-	870	-328	-	1598
30	CAP	NO U.L.	Not rated	Y	-	-	-	-	-	-
31	Aluminum	NO U.L.	Not rated	Y	-	-	-	-	-	-
32	PVC - Rigid	E41877	V-0	Y	0	-	50	32	-	122
33	Silicone rubber and fiberglass	E59150	V-0	Y	-60	-	150	-76	-	302
34	Rubber adhesive / PE foam tape	NO U.L.	Not rated	Y	-40	-	71	-40	-	160
35	Nylon 6/6, 14% Glass Filled	E41938	HB	Y	-20	-	65	-4	-	149
38	Nylon 6, 30% Glass Filled	NO U.L.	Not rated	Y	-20	-	140	-4	-	284
39	Acetal	E41938	HB	Y	-40	-	95	-40	-	203
42	TPE	E80017	HB	Y	-60	-	95	-76	-	203
43	Nylon 6/6	E53898	V-0	Y	-40	-	120	-40	-	248
45	Nylon 6/6, Heat Stabilized	E41938	HB	Y	-40	-	85	-40	-	185
46	Nylon 66, UV Stabilized	E70062	V-2	Y	-40	-	85	-40	-	185
47	Nylon 6/6, Heat Stabilized	E41938	V-2	Y	-40	-	125	-40	-	257
48	Nylon 6/6	E41871	V-2	Y	-40	-	90	-40	-	194
49	Nylon 6/6, 25% Glass Filled	E41871	V-0	Y	-40	-	130	-40	-	266
50	PPS, 40% Glass Filled	E54700	V-0	Y	-40	-	220	-40	-	428
51	PSU	E41871	V-2	Y	0	-	155	32	-	311
52	Nylon 6	E41871	V-2	Y	-40	-	115	-40	-	239
53	PBT	E121562	V-0	Y	-30	-	140	-22	-	284
54	PP	E169973	HB	Y	0	-	65	32	-	149
55	PVC - Flexible	E137220	V-0	Y	-35	-	50	-31	-	122
56	Nylon 4/6	E172082	V-2	Y	-40	-	130	-40	-	266
58	Nylon 6	E148796	HB	Y	-20	-	65	-4	-	149
60	Nylon 6	E36632	V-2	Y	-40	-	65	-40	-	149
62	Nylon 6	E41871	V-2	Y	-40	-	115	-40	-	239
64	PU	E177325	HB	Y	0	-	50	32	-	122
65	Acrylic adhesive / PE coated paper liner	NO U.L.	Not rated	Y	-18	-	121	0	-	250

RAW MATERIAL SPECIFICATION/DISCLAIMER OF WARRANTY: These Raw Material Specifications shall not be construed as creating an express warranty of description. The specifications are approximate and intended to serve only as guides and not as the basis of any sale, agreement or contract of goods sold by Richco, Inc. Richco, Incorporated reserves the right to change the raw material on any of its goods contained in this catalog without notice to any buyer. Further, these Raw Material Specifications have been provided by the manufacturer and Richco, Inc. does not warrant their accuracy.

NYLON STORAGE GUIDELINES/SHELF LIFE: All Richco nylon parts are packaged in sealed plastic bags and contain an appropriate level of moisture. When stored in the original unopened bags at 73°F (23°C) and 50% RH, parts shelf life is one year from date of shipment.

RMS SPECIFICATIONS

RMS No.	Material Description	UL File No.	UL Flame Rating	RoHS Compliance	Material Temperature Range					
					°C			°F		
66	Nylon 6/6	E78964	V-0	Y	-40	-	65	-40	-	149
67	TPE	E80017	HB	Y	-60	-	95	-76	-	203
68	Rubber adhesive / PE coated paper liner	NO U.L.	Not rated	Y	-18	-	82	0	-	180
70	PVC	E86418	V-0	Y	0	-	50	32	-	122
71	Nylon 6	E36632	V-2	Y	-40	-	85	-40	-	185
72	PC	E123529	V-2	Y	-40	-	80	-40	-	176
73	Nylon 6/6	E41938	HB	Y	-40	-	85	-40	-	185
74	Nylon 6/6	E41938	V-2	Y	-40	-	85	-40	-	185
75	Nylon 6/6	E116324	V-0	Y	-40	-	85	-40	-	185
76	TPE	E80017	HB	Y	-50	-	95	-58	-	203
78	Nylon 6	E53898	HB	Y	-40	-	105	-40	-	221
79	PC	E50075	V-2	Y	-40	-	105	-40	-	221
80	TPR	E80017	HB	Y	-40	-	50	-40	-	122
81	Nylon 6/6	E41797	V-2	Y	-40	-	85	-40	-	185
83	PVC	NO U.L.	Not rated	Y	0	-	50	32	-	122
84	Nylon 6/6	E36632	V-2	Y	-40	-	85	-40	-	185
85	Nylon 6	NO U.L.	Not rated	Y	-40	-	100	-40	-	212
86	PP	NO U.L.	Not rated	Y	0	-	65	32	-	149
87	Nylon 6	E41797	V-0	Y	-40	-	130	-40	-	266
88	Nylon 6, Heat Stabilized	E36632	HB	Y	-40	-	120	-40	-	248
91	Nylon 6/6	E88499	V-0	Y	-20	-	120	-4	-	248
92	Acrylic adhesive / Acrylic foam tape / Paper liner	MH17478	Not rated	Y	-40	-	93	-40	-	199
93	Acrylic adhesive / PE foam tape / PE paper liner	NO U.L.	Not rated	Y	-40	-	70	-40	-	158
94	PP	NO U.L.	Not rated	Y	0	-	65	32	-	149
95	Nylon 6, Heat Stabilized	E147510	V-0	Y	-40	-	65	-40	-	149
96	Hot melt adhesive	R6022	Not rated	Y	-	-	-	-	-	-
98	TPE	NO U.L.	Not rated	Y	-40	-	120	-40	-	248
99	Acrylic adhesive / PU foam tape / PE liner	NO U.L.	Not rated	Y	-40	-	100	-40	-	212
100	TPE	NO U.L.	Not rated	Y	-40	-	70	-40	-	158
102	Rubber adhesive / PE foam tape / PE film liner	MH15436	Not rated	Y	-18	-	66	0	-	150
103	Nylon 6/66	E41871	V-0	Y	-40	-	120	-40	-	248
104	Nylon 6/6, Heat Stabilized, 25% Glass Filled	E41938	V-0	Y	-40	-	130	-40	-	266
105	PPE/PS	E148878	V-0	Y	-30	-	100	-22	-	212
106	Polyamide 66	NO U.L.	Not rated	Y	-40	-	120	-40	-	248
107	PC	E146413	V-0	Y	-40	-	80	-40	-	176
109	Nylon 4/6, Heat Stabilized	E47960	V-2	Y	-40	-	130	-40	-	266
110	PBT, 30% Glass Filled	E130155	V-0	Y	-30	-	140	-22	-	284
111	PBT	E45575	V-0	Y	-30	-	130	-22	-	266
112	Nylon 6/6, 25% Glass Filled	E36632	V-0	Y	-40	-	130	-40	-	266
113	Acrylic adhesive / PE foam tape / PE liner	NO U.L.	Not rated	Y	-18	-	107	0	-	225
114	ABS	E56070	HB	Y	0	-	85	32	-	185
115	Nylon 6/6	E41938	V-2	Y	-30	-	85	-22	-	185
116	Nylon 6/6	NO U.L.	Not rated	Y	-20	-	85	-4	-	185
117	Polystyrene	E140692	V-0	Y	-20	-	50	-4	-	122
118	PVC - Flexible	NO U.L.	Not rated	Y	0	-	50	32	-	122
119	Rubber adhesive / PE foam tape / PE liner	NO U.L.	Not rated	Y	18	-	65	65	-	149
120	Nylon 6	E53664	V-2	Y	-40	-	85	-40	-	185
121	Acetal	E41938	HB	Y	-50	-	95	-58	-	203
122	Nylon 6/6	E41938	V-2	Y	-40	-	85	-40	-	185
123	Silicone Rubber	E224733	HB	Y	-40	-	150	-40	-	302
124	PP	E41877	V-2	Y	0	-	105	32	-	221
126	PP	NO U.L.	Not rated	Y	0	-	65	32	-	149
127	Acetal	NO U.L.	Not rated	Y	-50	-	90	-58	-	194
128	Rubber adhesive/PE foam tape/Silicone coated paper liner	NO U.L.	Not rated	Y	18	-	65	65	-	149
129	Rubber adhesive/PE foam tape/Silicone coated paper liner	NO U.L.	Not rated	Y	18	-	65	65	-	149
130	PPE/PS	E45587	V-0	Y	-40	-	110	-40	-	230
131	Rubber adhesive / Rubber foam tape / PE liner	NO U.L.	Not rated	Y	-40	-	85	-40	-	185
132	Adhesive Transfer Tape	MH17478	Not rated	Y	-34	-	150	-30	-	302

An asterisk (*) indicates data was not available at time of publication. Please see our website or contact your local Richco Representative for the necessary documentation.

RAW MATERIAL SPECIFICATION/DISCLAIMER OF WARRANTY: These Raw Material Specifications shall not be construed as creating an express warranty of description. The specifications are approximate and intended to serve only as guides and not as the basis of any sale, agreement or contract of goods sold by Richco, Inc. Richco, Incorporated reserves the right to change the raw material on any of its goods contained in this catalog without notice to any buyer. Further, these Raw Material Specifications have been provided by the manufacturer and Richco, Inc. does not warrant their accuracy.

NYLON STORAGE GUIDELINES/SHELF LIFE: All Richco nylon parts are packaged in sealed plastic bags and contain an appropriate level of moisture. When stored in the original unopened bags at 73°F (23°C) and 50% RH, parts shelf life is one year from date of shipment.

RMS SPECIFICATIONS

RMS No.	Material Description	UL File No.	UL Flame Rating	RoHS Compliance	Material Temperature Range					
					°C			°F		
133	Nylon 6/6	E53898	HB	Y	-40	-	105	-40	-	221
134	LDPE	NO U.L.	Not rated	Y	0	-	65	32	-	149
135	Acrylic adhesive / Silicone foam tape / PE liner	E57750	V-0	Y	-29	-	150	-20	-	302
136	Rubber adhesive / PE foam tape / PE liner	NO U.L.	Not rated	Y	-40	-	60	-40	-	140
138	Nylon 66/6, Heat Stabilized	E44716	V-0	Y	-50	-	95	-58	-	203
140	PBT	E245249	V-0	Y	-30	-	125	-22	-	257
141	PVDF	E54699	V-0	Y	-30	-	50	-22	-	122
142	LDPE/HDPE	NO U.L.	Not rated	Y	0	-	70	32	-	158
143	Acrylic adhesive / PE foam tape / PE liner	NO U.L.	Not rated	Y	-40	-	70	-40	-	158
144	PVC	NO U.L.	Not rated	Y	0	-	50	32	-	122
145	PPE/PS	E45329	V-0	Y	-30	-	65	-22	-	149
146	Nylon 6/10	E41797	V-0	Y	-40	-	65	-40	-	149
147	Nylon 66	E141008	V-2	Y	-40	-	85	-40	-	185
148	Nylon 6/6	E70062	HB	Y	-40	-	65	-40	-	149
149	ASA/AES	E44741	HB	Y	-40	-	50	-40	-	122
150	PP	NO U.L.	Not rated	Y	0	-	65	32	-	149
150A	PP	E231371	HB	Y	0	-	65	32	-	149
151	PP Conductive	E45195	HB	Y	0	-	65	32	-	149
152	Aluminum	NO U.L.	Not rated	Y	-200	-	400	-328	-	752
153	EPDM Rubber	NO U.L.	Not rated	Y	-40	-	110	-40	-	230
154	Nylon 6	E76261	V-2	Y	-30	-	85	-22	-	185
155	LDPE/HDPE Blend, UV Stabilized	NO U.L.	Not rated	Y	0	-	65	32	-	149
156	Nylon 66	E53664	V-0	Y	-40	-	120	-40	-	248
157	Nylon 6, Heat Stabilized	NO U.L.	Not rated	Y	-40	-	130	-40	-	266
158	TPE	E80017	HB	Y	-50	-	95	-58	-	203
159	Nylon 6	E47960	V-2	Y	-30	-	85	-22	-	185
160	Acetal	E45034	HB	Y	-50	-	100	-58	-	212
161	PC	E41179	V-2	Y	-40	-	125	-40	-	257
162	PEI	E247337	V-0	Y	-40	-	200	-40	-	392
163	HIPS	E108538	HB	Y	-20	-	50	-4	-	122
164	Nylon 66, Heat Stabilized	E70062	V-2	Y	-40	-	125	-40	-	257
165	Nylon 6/6, UV Stabilized	E70062	V-2	Y	-40	-	85	-40	-	185
166	EPDM Rubber	NO U.L.	Not rated	Y	-40	-	50	-40	-	122
167	TPE	E80017	HB	Y	-40	-	50	-40	-	122
168	TPE	E80017	HB	Y	-40	-	50	-40	-	122
169	Nylon 6/6	E53898	V-0	Y	-40	-	120	-40	-	248
170	Ceramic	NO U.L.	Not rated	Y	-40	-	1700	-40	-	3092
171	ABS	E56070	HB	Y	0	-	60	32	-	140
172	Nylon 6/6, Heat Stabilized	E41938	HB	Y	-40	-	110	-40	-	230
173	Nylon 6, 25% Glass Filled	NO U.L.	Not rated	Y	-20	-	140	-4	-	284
174	Nylon 6/6	E86615	V-2	Y	0	-	65	32	-	149
175	Mild Steel	NO U.L.	Not rated	Y	-	-	-	-	-	-
176	PVC/TPE	NO U.L.	Not rated	Y	-30	-	100	-22	-	212
177	PP	E54080	V-2	Y	0	-	65	32	-	149
179	Nylon 6/6	E86615	V-2	Y	-20	-	65	-4	-	149
180	EPDM Rubber	NO U.L.	Not rated	Y	-20	-	90	-4	-	194
181	PC	E121254	V-0	Y	-40	-	80	-40	-	176
182	TPE	E80017	HB	Y	-30	-	95	-22	-	203
183	HDPE	NO U.L.	Not rated	Y	0	-	65	32	-	149
184	LCP	E83005	V-0	Y	0	-	130	32	-	266
185	TPE	NO U.L.	Not rated	Y	-50	-	130	-58	-	266
186	PVC	NO U.L.	Not rated	Y	-10	-	50	14	-	122
187	PVC, UV Stabilized - Rigid	NO U.L.	Not rated	Y	-20	-	70	-4	-	158
188	PVC - Rigid	NO U.L.	Not rated	Y	-20	-	60	-4	-	140
189	Nylon 66, 15% Glass Filled	NO U.L.	Not rated	Y	-20	-	85	-4	-	185
190	Neoprene Rubber	NO U.L.	Not rated	Y	-40	-	50	-40	-	122
191	PVC - Rigid	NO U.L.	Not rated	Y	0	-	50	32	-	122
192	Nylon 11 coating	NO U.L.	Not rated	Y	-40	-	140	-40	-	284

An asterisk (*) indicates data was not available at time of publication. Please see our website or contact your local Richco Representative for the necessary documentation.

RAW MATERIAL SPECIFICATION/DISCLAIMER OF WARRANTY: These Raw Material Specifications shall not be construed as creating an express warranty of description. The specifications are approximate and intended to serve only as guides and not as the basis of any sale, agreement or contract of goods sold by Richco, Inc. Richco, Incorporated reserves the right to change the raw material on any of its goods contained in this catalog without notice to any buyer. Further, these Raw Material Specifications have been provided by the manufacturer and Richco, Inc. does not warrant their accuracy.

NYLON STORAGE GUIDELINES/SHELF LIFE: All Richco nylon parts are packaged in sealed plastic bags and contain an appropriate level of moisture. When stored in the original unopened bags at 73°F (23°C) and 50% RH, parts shelf life is one year from date of shipment.

RMS SPECIFICATIONS

RMS No.	Material Description	UL File No.	UL Flame Rating	RoHS Compliance	Material Temperature Range					
					°C			°F		
193	PVC - Rigid	NO U.L.	Not rated	Y	0	-	50	32	-	122
194	Aluminum	NO U.L.	Not rated	Exempt	-	-	-	-	-	-
195	PVC - Rigid	NO U.L.	Not rated	Y	0	-	50	32	-	122
196	PVC Coating	NO U.L.	Not rated	Y	0	-	50	32	-	122
197	301 Stainless Steel	NO U.L.	Not rated	Y	-129	-	287.8	-200	-	550
198	Cold Rolled Steel	NO U.L.	Not rated	Y	-	-	-	-	-	-
199	Aluminum	NO U.L.	Not rated	Y	-	-	-	-	-	-
200	TPE	NO U.L.	Not rated	Y	0	-	50	32	-	122
201	Nitrile Rubber	NO U.L.	Not rated	Y	-40	-	80	-40	-	176
202	Acetal	E38860	HB	Y	-50	-	100	-58	-	212
203	Soft Steel	NO U.L.	Not rated	Exempt	-	-	-	-	-	-
204	PC	E121562	HB	Y	-40	-	130	-40	-	266
205	Nylon 6/6	E116324	V-0	Y	-40	-	95	-40	-	203
206	Spring Steel	NO U.L.	Not rated	Y	-	-	-	-	-	-
207	Natural Rubber	NO U.L.	Not rated	Y	0	-	50	32	-	122
208	PVC	NO U.L.	Not rated	Y	0	-	50	32	-	122
209	Silicone Oil	NO U.L.	Not rated	Y	-	-	-	-	-	-
210	Silicone Rubber	NO U.L.	Not rated	Y	-40	-	150	-40	-	302
211	Nylon 66, Heat Stabilized	NO U.L.	Not rated	Y	-40	-	65	-40	-	149
212	Carbon Steel	NO U.L.	Not rated	Y	-	-	-	-	-	-
213	TPE	NO U.L.	Not rated	Y	-50	-	90	-58	-	194
214	TPE	NO U.L.	Not rated	Y	-50	-	90	-58	-	194
215	PC	E157291	V-2	Y	-40	-	120	-40	-	248
216	Black Oxide & Oil Coating	NO U.L.	Not rated	Y	-	-	-	-	-	-
217	Nickel Tin Plating	NO U.L.	Not rated	Y	-	-	-	-	-	-
218	PC	E121562	HB	Y	-40	-	100	-40	-	212
219	Zinc Plating	NO U.L.	Not rated	Y	-	-	-	-	-	-
220	Nylon 6/6	E41938	V-2	Y	-40	-	85	-40	-	185
221	Nylon 6/6, UV Stabilizer	E41938	V-2	Y	-40	-	85	-40	-	185
222	Nylon 6/6, 30% Glass Filled	E84658	V-0	Y	-30	-	140	-22	-	284
223	ABS	E162823	V-0	Y	0	-	60	32	-	140
224	Stainless Steel - Passivated	NO U.L.	Not rated	Y	-	-	-	-	-	-
225	Polyolefin Coating	NO U.L.	Not rated	Y	0	-	65	32	-	149
226	Modified PE Copolymer Adhesive	NO U.L.	Not rated	Y	-	-	-	-	-	-
227	Stainless Spring Steel	NO U.L.	Not rated	Exempt	-129	-	287.8	-200	-	550
228	Stainless Steel	NO U.L.	Not rated	Y	-	-	-	-	-	-
229	Nickel Chrome Plating	NO U.L.	Not rated	Y	-	-	-	-	-	-
230	Stainless Spring Steel	NO U.L.	Not rated	Y	-129	-	287.8	-200	-	550
231	Brass	NO U.L.	Not rated	Exempt	-	-	-	-	-	-
232	Mild Steel	NO U.L.	Not rated	Exempt	-	-	-	-	-	-
233	Soft Steel	NO U.L.	Not rated	Y	-	-	-	-	-	-
234	Nickel Plating	NO U.L.	Not rated	Y	-	-	-	-	-	-
235	Zinc Bichromate Plating	NO U.L.	Not rated	Y	-	-	-	-	-	-
236	Zinc Plating	NO U.L.	Not rated	Y	-	-	-	-	-	-
237	Mild Steel	NO U.L.	Not rated	Y	-	-	-	-	-	-
238	Spring Steel	NO U.L.	Not rated	Y	-	-	-	-	-	-
239	Painted Marking	NO U.L.	Not rated	Y	-	-	-	-	-	-
240	Rubber & Nylon - Fiber	NO U.L.	Not rated	Y	0	-	38	-18	-	100
241	Neoprene Rubber	NO U.L.	Not rated	Y	-40	-	80	-40	-	176
242	Carbon Steel	NO U.L.	Not rated	Y	-	-	-	-	-	-
243	Soft ElectroGalvanized Steel	NO U.L.	Not rated	Y	-	-	-	-	-	-
244	Nylon 66	E41938	V-2	Y	-40	-	85	-40	-	185
245	Copper Flat Wire	NO U.L.	Not rated	Exempt	-	-	-	-	-	-
246	Tin Plating	NO U.L.	Not rated	Y	-	-	-	-	-	-
247	Aluminum	NO U.L.	Not rated	Y	-200	-	400	-328	-	752
248	Nylon 66	E41938	V-0	Y	-40	-	85	-40	-	185
249	PE Hook	NO U.L.	Not rated	Y	0	-	60	32	-	140
250	Nylon Buckle	NO U.L.	Not rated	Y	-40	-	65	-40	-	149

An asterisk (*) indicates data was not available at time of publication. Please see our website or contact your local Richco Representative for the necessary documentation.

RAW MATERIAL SPECIFICATION/DISCLAIMER OF WARRANTY: These Raw Material Specifications shall not be construed as creating an express warranty of description. The specifications are approximate and intended to serve only as guides and not as the basis of any sale, agreement or contract of goods sold by Richco, Inc. Richco, Incorporated reserves the right to change the raw material on any of its goods contained in this catalog without notice to any buyer. Further, these Raw Material Specifications have been provided by the manufacturer and Richco, Inc. does not warrant their accuracy.

NYLON STORAGE GUIDELINES/SHELF LIFE: All Richco nylon parts are packaged in sealed plastic bags and contain an appropriate level of moisture. When stored in the original unopened bags at 73°F (23°C) and 50% RH, parts shelf life is one year from date of shipment.

RMS SPECIFICATIONS

RMS No.	Material Description	UL File No.	UL Flame Rating	RoHS Compliance	Material Temperature Range					
					°C			°F		
251	Nylon Loop	NO U.L.	Not rated	Y	-40	-	65	-40	-	149
252	Ferrite Terminal	NO U.L.	Not rated	Exempt	-	-	-	-	-	-
253	Nylon 66, Glass Filled	NO U.L.	Not rated	Y	-40	-	65	-40	-	149
254	Stainless Steel	NO U.L.	Not rated	Exempt	-129	-	287.8	-200	-	550
255	PP/Polyester Blend	NO U.L.	Not rated	Y	-	-	-	-	-	-
256	ABS/PC	E168806	V-0	Y	0	-	60	32	-	140
257	Phosphor Bronze	NO U.L.	Not rated	Y	-	-	-	-	-	-
258	Chrome Plating	NO U.L.	Not rated	Y	-	-	-	-	-	-
259	Spring Steel	NO U.L.	Not rated	Y	-	-	-	-	-	-
260	Brass	NO U.L.	Not rated	Exempt	-	-	-	-	-	-
261	Electroplated Steel	NO U.L.	Not rated	Y	-	-	-	-	-	-
262	TPE	E80017	HB	Y	-50	-	95	-58	-	203
263	TPE	E80017	V-0	Y	-40	-	90	-40	-	194
264	PE Foam Coating	NO U.L.	Not rated	Y	0	-	65	32	-	149
265	PVC - Flexible	NO U.L.	Not rated	Y	0	-	50	32	-	122
266	Galvanized Steel	NO U.L.	Not rated	Y	-	-	-	-	-	-
267	Acetal	E120354	HB	Y	-50	-	100	-58	-	212
268	PP	NO U.L.	Not rated	Y	0	-	65	32	-	149
269	PVC	NO U.L.	Not rated	Y	0	-	50	32	-	122
271	PP	NO U.L.	Not rated	Y	0	-	65	32	-	149
272	Chrome Plating	NO U.L.	Not rated	Y	-	-	-	-	-	-
273	PC	E41179	V-2	Y	-40	-	125	-40	-	257
274	Yellow Chromate Zinc Plating	NO U.L.	Not rated	Y	-	-	-	-	-	-
275	Polyolefin Writing Surface	NO U.L.	Not rated	Y	0	-	60	32	-	140
276	Brass	NO U.L.	Not rated	Exempt	-	-	-	-	-	-
277	ABS	NO U.L.	Not rated	Y	0	-	60	32	-	140
278	Spring Steel	NO U.L.	Not rated	Y	-	-	-	-	-	-
279	Neoprene Rubber	NO U.L.	Not rated	Y	-40	-	80	-40	-	176
280	Stainless Steel	NO U.L.	Not rated	Exempt	-	-	-	-	-	-
281	Masterbatch	NO U.L.	Not rated	Y	-	-	-	-	-	-
282	Stainless Steel	NO U.L.	Not rated	Y	-	-	-	-	-	-
283	Stainless Steel	NO U.L.	Not rated	Y	-	-	-	-	-	-
284	HDPE	NO U.L.	Not rated	Y	0	-	60	32	-	140
285	LDPE	NO U.L.	Not rated	Y	0	-	50	32	-	122
286	TPE	NO U.L.	Not rated	Y	-50	-	90	-58	-	194
287	Nylon 66	NO U.L.	Not rated	Y	-40	-	65	-40	-	149
289	Brass	NO U.L.	Not rated	Y	-	-	-	-	-	-
290	PBT, 6% Glass Filled	NO U.L.	Not rated	Y	-30	-	120	-22	-	248
291	PTFE	NO U.L.	Not rated	Y	-70	-	400	-94	-	752
292	Silicone	NO U.L.	Not rated	Y	-40	-	150	-40	-	302
293	Pressure Sensitive Acrylic Adhesive	NO U.L.	Not rated	Y	-29	-	93	-20	-	199
294	Stainless Steel	NO U.L.	Not rated	Y	-	-	-	-	-	-
295	PP	NO U.L.	Not rated	Y	0	-	65	32	-	149
296	Silicone Compound	NO U.L.	Not rated	Y	-	-	-	-	-	-
297	Kevlar	NO U.L.	Not rated	Y	-100	-	400	-148	-	752
298	PVC - Flexible	NO U.L.	Not rated	Y	0	-	50	32	-	122
299	Nickel Plating	NO U.L.	Not rated	Y	-	-	-	-	-	-
300	Polyester Elastomer	NO U.L.	Not rated	Y	-40	-	140	-40	-	284
301	Epoxy Glue	NO U.L.	Not rated	Y	-	-	-	-	-	-
302	Ferrite Core	NO U.L.	Not rated	Exempt	-	-	-	-	-	-
303	Ferrite Core	NO U.L.	Not rated	Y	-	-	-	-	-	-
304	Ferrite Core	NO U.L.	Not rated	Exempt	-	-	-	-	-	-
305	Stainless Steel	NO U.L.	Not rated	Exempt	-	-	-	-	-	-
306	Tin Coated Copper Wire	NO U.L.	Not rated	Y	-	-	-	-	-	-
307	Tin Coated Copper Wire	NO U.L.	Not rated	Y	-	-	-	-	-	-
308	Tin Coated Copper Wire	NO U.L.	Not rated	Y	-	-	-	-	-	-
309	Steel Piano Wire	NO U.L.	Not rated	Exempt	-	-	-	-	-	-
310	Pressure Sensitive Adhesive	NO U.L.	Not rated	Y	-29	-	93	-20	-	199

An asterisk (*) indicates data was not available at time of publication. Please see our website or contact your local Richco Representative for the necessary documentation.

RAW MATERIAL SPECIFICATION/DISCLAIMER OF WARRANTY: These Raw Material Specifications shall not be construed as creating an express warranty of description. The specifications are approximate and intended to serve only as guides and not as the basis of any sale, agreement or contract of goods sold by Richco, Inc. Richco, Incorporated reserves the right to change the raw material on any of its goods contained in this catalog without notice to any buyer. Further, these Raw Material Specifications have been provided by the manufacturer and Richco, Inc. does not warrant their accuracy.

NYLON STORAGE GUIDELINES/SHELF LIFE: All Richco nylon parts are packaged in sealed plastic bags and contain an appropriate level of moisture. When stored in the original unopened bags at 73°F (23°C) and 50% RH, parts shelf life is one year from date of shipment.

RMS SPECIFICATIONS

RMS No.	Material Description	UL File No.	UL Flame Rating	RoHS Compliance	Material Temperature Range					
					°C			°F		
311	Polyethylene Hook	NO U.L.	Not rated	Y	0	-	50	32	-	122
312	Nylon Loop	NO U.L.	Not rated	Y	0	-	50	32	-	122
313	Pressure Sensitive Adhesive	NO U.L.	Not rated	Y	0	-	50	32	-	122
314	PE Adhesive	NO U.L.	Not rated	Y	-80	-	100	-112	-	212
315	Nylon 66	E41938	V-2	Y	-40	-	85	-40	-	185
316	Silicone Rubber	NO U.L.	Not rated	Y	-40	-	150	-40	-	302
317	PVC - Flexible	NO U.L.	Not rated	Y	0	-	50	32	-	122
318	Epoxy Cover	NO U.L.	Not rated	Y	-	-	-	-	-	-
320	302 Stainless Steel	NO U.L.	Not rated	Y	-200	-	870	-328	-	1598
321	Silicone Rubber	NO U.L.	Not rated	Y	-40	-	150	-40	-	302
322	Silicone Rubber	E111943	HB	Y	-40	-	150	-40	-	302
323	Plastic Washer	NO U.L.	Not rated	Y	-	-	-	-	-	-
324	Acrylic adhesive / PE foam tape / PE film liner	NO U.L.	Not rated	Y	-40	-	100	-40	-	212
325	Fiberglass	NO U.L.	Not rated	Y	-	-	-	-	-	-
326	Spring Steel	NO U.L.	Not rated	Y	-	-	-	-	-	-
327	Spring Steel	NO U.L.	Not rated	Y	-	-	-	-	-	-
328	Stainless Steel	NO U.L.	Not rated	Y	-	-	-	-	-	-
329	Ferrite - Ceramic	NO U.L.	Not rated	Exempt	-	-	-	-	-	-
330	Ferrite - Paper Packaging Carrier Tape	NO U.L.	Not rated	Y	-	-	-	-	-	-
331	Wire - 2UEW	NO U.L.	Not rated	Y	-	-	-	-	-	-
332	Ceramic Body	NO U.L.	Not rated	Exempt	-	-	-	-	-	-
333	Copper Wire	NO U.L.	Not rated	Exempt	-	-	-	-	-	-
334	Ferrite K-15	NO U.L.	Not rated	Exempt	-	-	-	-	-	-
335	EVOH	NO U.L.	Not rated	Y	-	-	-	-	-	-
336	Stainless Steel	NO U.L.	Not rated	Y	-	-	-	-	-	-
337	Zinc Plating	NO U.L.	Not rated	Y	-	-	-	-	-	-
338	Steel	NO U.L.	Not rated	Y	-	-	-	-	-	-
339	Zinc Plating	NO U.L.	Not rated	Y	-	-	-	-	-	-
340	Steel	NO U.L.	Not rated	Exempt	-	-	-	-	-	-
341	Zinc Plating	NO U.L.	Not rated	Y	-	-	-	-	-	-
342	Polyester/PP Hook	NO U.L.	Not rated	Y	0	-	50	32	-	122
343	Hook and Loop	NO U.L.	Not rated	Y	0	-	50	32	-	122
344	Acrylic Adhesive	NO U.L.	Not rated	Y	0	-	50	32	-	122
345	Ferrite - Polystyrene Carrier Tape	NO U.L.	Not rated	*	-	-	-	-	-	-
346	Color Code Stripe Printing Ink	NO U.L.	Not rated	Y	-	-	-	-	-	-
347	Ferrite - Polyethylene Carrier Tape	NO U.L.	Not rated	*	-	-	-	-	-	-
348	Rubber IIR Bromobutyl	NO U.L.	Not rated	Y	-40	-	140	-40	-	284
349	Brass	NO U.L.	Not rated	Y	-	-	-	-	-	-
350	Double Coated Urethane Foam Tape	NO U.L.	Not rated	Y	-29	-	104	-20	-	219
351	TPE	NO U.L.	Not rated	Y	-40	-	100	-40	-	212
352	Carbon Steel	NO U.L.	Not rated	Y	-	-	-	-	-	-
353	Stainless Steel	NO U.L.	Not rated	Y	-	-	-	-	-	-
354	Zinc with Clear Dichromate Plating	NO U.L.	Not rated	Y	-	-	-	-	-	-
355	Chrome Plating	NO U.L.	Not rated	Y	-	-	-	-	-	-
356	Black Phosphate Coating	NO U.L.	Not rated	Y	-	-	-	-	-	-
357	Steel	NO U.L.	Not rated	Y	-	-	-	-	-	-
358	Zinc Plating	NO U.L.	Not rated	Y	-	-	-	-	-	-
359	Acrylic Adhesive / PE Foam Tape / PE paper liner	NO U.L.	Not rated	Y	-40	-	95	-40	-	203
360	Butyl Rubber	NO U.L.	Not rated	Y	-40	-	140	-40	-	284
361	Acrylic Adhesive / Acrylic Foam	MH17478	Not rated	Y	-35	-	90	-31	-	194
362	PVC	NO U.L.	Not rated	Y	0	-	50	32	-	122
363	Nylon Buckle	NO U.L.	Not rated	Y	-40	-	85	-40	-	185
364	Silicone Rubber	NO U.L.	Not rated	Y	-40	-	150	-40	-	302
365	304 Stainless Steel	NO U.L.	Not rated	Y	-200	-	870	-328	-	1598
366	PE Hook	NO U.L.	Not rated	Y	0	-	50	32	-	122
367	Acrylic Adhesive / PE Copolymer Foam / PE film liner	NO U.L.	Not rated	Y	-40	-	125	-40	-	257
368	Silicone Rubber	NO U.L.	Not rated	Y	-40	-	150	-40	-	302
369	18-8 Stainless Steel	NO U.L.	Not rated	Y	-	-	-	-	-	-

An asterisk (*) indicates data was not available at time of publication. Please see our website or contact your local Richco Representative for the necessary documentation.

RAW MATERIAL SPECIFICATION/DISCLAIMER OF WARRANTY: These Raw Material Specifications shall not be construed as creating an express warranty of description. The specifications are approximate and intended to serve only as guides and not as the basis of any sale, agreement or contract of goods sold by Richco, Inc. Richco, Incorporated reserves the right to change the raw material on any of its goods contained in this catalog without notice to any buyer. Further, these Raw Material Specifications have been provided by the manufacturer and Richco, Inc. does not warrant their accuracy.

NYLON STORAGE GUIDELINES/SHELF LIFE: All Richco nylon parts are packaged in sealed plastic bags and contain an appropriate level of moisture. When stored in the original unopened bags at 73°F (23°C) and 50% RH, parts shelf life is one year from date of shipment.

RMS No.	Material Description	UL File No.	UL Flame Rating	RoHS Compliance	Material Temperature Range					
					°C			°F		
370	304 Stainless Steel	NO U.L.	Not rated	Y	-200	-	870	-328	-	1598
371	Nylon 6, 30% Glass Filled	E140692	V-0	Y	-40	-	65	-40	-	149
372	Black Oxide Finish	NO U.L.	Not rated	Y	-	-	-	-	-	-
373	Brass	NO U.L.	Not rated	Y	-	-	-	-	-	-
374	TPE	E80017	HB	Y	-60	-	95	-76	-	203
375	Rubber Adhesive / PE Foam / Silicone liner	NO U.L.	Not rated	Y	0	-	70	32	-	158
376	Acrylic Adhesive / Acrylic Foam	MH17478	Not rated	Y	-35	-	90	-31	-	194
377	Blue Plastic Pin	NO U.L.	Not rated	Y	0	-	50	32	-	122
378	Silicone Rubber	NO U.L.	Not rated	*	-40	-	150	-40	-	302
379	Silicone Rubber	NO U.L.	Not rated	Y	-40	-	150	-40	-	302
380	Polyamide Tie	NO U.L.	Not rated	Y	-40	-	85	-40	-	185
381	304 Stainless Steel	NO U.L.	Not rated	Y	-200	-	870	-328	-	1598
382	316 Stainless Steel	NO U.L.	Not rated	Y	-200	-	870	-328	-	1598
383	Silicone Rubber	NO U.L.	Not rated	Y	-40	-	150	-40	-	302
384	TPE	E80017	HB	Y	-50	-	95	-58	-	203
385	Nylon 66	E41938	V-2	Y	0	-	85	32	-	185
386	Polyether Sulfone	E108538	V-0	Y	-30	-	190	-22	-	374
387	TPE	NO U.L.	Not rated	Y	-40	-	150	-40	-	302
388	PVC	NO U.L.	Not rated	Y	0	-	50	32	-	122
389	TPE	NO U.L.	Not rated	Y	0	-	60	32	-	140
390	Nylon 6	NO U.L.	Not rated	Y	-40	-	85	-40	-	185
391	Acrylic Adhesive / PP Film / Silicone Paper Liner	NO U.L.	Not rated	Y	-	-	-	-	-	-
392	Polyamide 6, Conductive	NO U.L.	Not rated	Y	0	-	60	-32	-	140
393	PBT	E36632	HB	Y	-30	-	140	-22	-	284
395	TPE	E80017	V-1	Y	-60	-	90	-76	-	194
396	Aluminum	NO U.L.	Not rated	Y	-40	-	115	-40	-	239
397	PP	NO U.L.	Not rated	*	0	-	65	32	-	149
398	Silicone Rubber	E207571	V-0	*	-40	-	150	-40	-	302
399	Polyamide 6.6	NO U.L.	V-2	*	-40	-	65	-40	-	149
400	Acrylic Adhesive / PE Foam / PE Liner	NO U.L.	Not rated	*	-	-	-	-	-	-
401	PP	NO U.L.	Not rated	Y	-	-	-	-	-	-
402	Polychloroprene Rubber	NO U.L.	Not rated	Y	-	-	-	-	-	-
403	Brass	NO U.L.	Not rated	Y	-	-	-	-	-	-
404	TPE	E80017	HB	Y	-60	-	85	-76	-	185
405	304 Stainless Steel	NO U.L.	Not rated	Y	-200	-	870	-328	-	1598
406	Nylon 66	E48285	V-2	Y	-40	-	85	-40	-	185
407	Liquid Silicone	NO U.L.	Not rated	Y	-40	-	150	-40	-	302
408	Magnetic Rubber	NO U.L.	Not rated	Y	-	-	-	-	-	-

An asterisk (*) indicates data was not available at time of publication. Please see our website or contact your local Richco Representative for the necessary documentation.

RAW MATERIAL SPECIFICATION/DISCLAIMER OF WARRANTY: These Raw Material Specifications shall not be construed as creating an express warranty of description. The specifications are approximate and intended to serve only as guides and not as the basis of any sale, agreement or contract of goods sold by Richco, Inc. Richco, Incorporated reserves the right to change the raw material on any of its goods contained in this catalog without notice to any buyer. Further, these Raw Material Specifications have been provided by the manufacturer and Richco, Inc. does not warrant their accuracy.

NYLON STORAGE GUIDELINES/SHELF LIFE: All Richco nylon parts are packaged in sealed plastic bags and contain an appropriate level of moisture. When stored in the original unopened bags at 73°F (23°C) and 50% RH, parts shelf life is one year from date of shipment.

ALPHABETICAL INDEX

2150XX 91
 2242XX 91
 23583X 91
 2380XX 91
 2485XX 91
 840XXX 91

A

ACGC 38
 ACGE 38
 AFCC 153
 AKKL 145
 AKKSL 145
 AL 120
 AS 68
 ASK 152
 ASPR 75
 ASPS 75

B

BAB 72
 BF 69
 BHC 5
 BHDL 5
 BHF 52
 BHKL 130
 BHL 5
 BHLWHC 131
 BIB 72
 BMS 39
 BP 195
 BPE 181
 BPF 53
 BPFR 46
 BPM 73
 BR 55
 BT 99

C

CAT 164
 CBG 42
 CBS 4
 CBSB 11
 CBSBT 11
 CBSS 13
 CBS-TF 20
 CCP 45
 CER 92
 CFCC 154
 CFCCA 159
 CFCCS 154
 CG 202, 203
 CGLN 203
 CH (cable hanger) 133
 CH (channel) 200
 CLCBST 4
 CMS 105
 CP 181

CPST 12
 CRLCBSK 16
 CRLCBSR 16
 CRLCBSRE 16
 CRTSC 182
 CS 62
 CSP 32
 CSR 32
 CT 165

D

D 156
 DCS 63
 DF 51
 DFCC 153
 DGB 196
 DHURC 132
 DHURCS 122
 DL 63
 DLCBS 6
 DLCBS2 6
 DLCBS3 6
 DLCBSM 6
 DLCBSRA 6
 DLCBST 8
 DLMS 8
 DLMSPM 8
 DLQT 1
 DLS 63
 DLSP 9
 DSC 200

E

E 118
 EFA02 03 179
 EFA02 04 179
 EFA02 07 179
 EFA02 09 179
 EFA02 10 179
 EFA02 35 001 180
 EFA02 43 00X 179
 EFA02 52 001 180
 EFA04 04 187
 EFA04 76 187
 EFA04 21 187
 EFA04 10 187
 EFA04 14 187
 EFA04 23 187
 EFA04 61 170
 EFA04 63 170
 EFA04 64 170
 EFA04 02 ASS 171
 EFA04 06 XXX 171
 EFA04 08 XXX 171
 EFA04 18 XXX 172
 EFA04 25 001 170
 EFA04 27 ASS 188
 EFA04 34 X0X 189

EFA04 53 ASS 188
 EFA04 60 X0X 190
 EFA04 67 ASS 188
 EFA04 71 XXX 172
 EFA52 03 ASS 174
 EFA52 XXASS 174
 EFA70 01 001 174
 EFA70 07 001 174
 EG 33
 EHCBS 17
 EHWSE 161
 EWSE 161
 EWSJS 162
 EXWHC2 119

F

FBR 70
 FC 88
 FCC 153
 FCCA 157
 FCCB 157
 FCCE 159
 FCCR 157
 FCCS 158
 FCE 87
 FCLC 160
 FCLCS 160
 FCRC 156
 FCSE 117
 FCW 152
 FCWSF 152
 FCWSS 159
 FF 71
 FG 76
 FGPT 77
 FH 88
 FM 80
 FMB 79
 FMG 80
 FMM 79
 FMPT 81
 FQT 64
 FSR 70
 FTH-1 111
 FTH-10 108
 FTH-11-8 112
 FTH-13 110
 FTH-14 110
 FTH-15 115
 FTH-17-8 112
 FTH-2 111
 FTH-22 111
 FTH-24 113
 FTH-27 108, 178
 FTH-28RS 109
 FTH-29 114
 FTH-3 113
 FTH-30 112

FTH-31 116
 FTH-33 114
 FTH-34 110
 FTH-35 110
 FTH-36 115
 FTH-37 115
 FTH-39 115
 FTH-4 108
 FTH-40 109
 FTH-5 108
 FTH-6 114
 FTH-7 108
 FTH-8 108
 FTH-9 116

H

HEWSE 162
 HFCC 158
 HG 197
 HLCBSE2 18
 HLCC 165
 HMCC 123
 HMSP-TM 22
 HN 60
 HR 165
 HS 24
 HSCBS 5, 65
 HSR 54, 89
 HT 99
 HTE 100
 HTNSP 29
 HTRTC 27
 HTS 27
 HTSN 26
 HUC 149
 HURC 132
 HURCS 122

I

IEC 88
 IEC-TO3 89

K

KCG 196
 KKC 146
 KKD 148
 KKDL 148
 KKF 147
 KKL 145
 KKR 147
 KKK 148
 KL 126
 KLB 150
 KLBS 150
 KLH 124
 KNF 60

New Products are listed in blue

ALPHABETICAL INDEX

2150XX 91
 2242XX 91
 23583X 91
 2380XX 91
 2485XX 90
 840XXX 87

A

ACGC 38
 ACGE 38
 AFCC 153
 AKKL 145
 AKKSL 145
 AL 120
 AS 68
 ASK 152
 ASPR 75
 ASPS 75

B

BAB 72
 BF 69
 BHC 5
 BHDL 5
 BHF 52
 BHKL 130
 BHL 5
 BHLWHC 131
 BIB 72
 BMS 39
 BP 195
 BPE 181
 BPF 53
 BPFR 46
 BPM 73
 BR 55
 BT 99

C

CAT 164
 CBG 42
 CBS 4
 CBSB 11
 CBSBT 11
 CBSS 13
 CBS-TF 20
 CCP 45
 CER 92
 CFCC 154
 CFCCA 159
 CFCCS 154
 CG 202, 203
 CGLN 203
 CH (cable hanger) 133
 CH (channel) 200
 CLCBST 4
 CMS 105
 CP 181

CPST 12
 CRLCBSK 16
 CRLCBSR 16
 CRLCBSRE 16
 CRTSC 182
 CS 62
 CSP 32
 CSR 32
 CT 165

D

D 156
 DCS 63
 DF 51
 DFCC 153
 DGB 196
 DHURC 132
 DHURCS 122
 DL 63
 DLCBS 6
 DLCBS2 6
 DLCBS3 6
 DLCBSM 6
 DLCBSRA 6
 DLCBST 8
 DLMS 8
 DLMS 8
 DLQ 1
 DLS 63
 DLSP 9
 DSC 200

E

E 118
 EFA02 03 179
 EFA02 04 179
 EFA02 07 179
 EFA02 09 179
 EFA02 10 179
 EFA02 35 001 180
 EFA02 43 00X 179
 EFA02 52 001 180
 EFA04 02 ASS 171
 EFA04 04 187
 EFA04 06 XXX 171
 EFA04 08 XXX 171
 EFA04 10 187
 EFA04 14 187
 EFA04 18 XXX 172
 EFA04 21 187
 EFA04 23 187
 EFA04 25 001 170
 EFA04 27 ASS 188
 EFA04 34 XO 189
 EFA04 53 ASS 188
 EFA04 60 XO 190
 EFA04 61 170
 EFA04 63 170

EFA04 64 170
 EFA04 67 ASS 188
 EFA04 71 XXX 172
 EFA04 76 187
 EFA52 03 ASS 174
 EFA52 03 ASS 174
 EFA52 XXASS 174
 EFA70 01 001 174
 EFA70 07 001 174
 EG 33
 EHCBS 17
 EHWSE 161
 EWSE 161
 EWSJS 162
 EXWHC2 119

F

FBR 70
 FC 88
 FCC 153
 FCCA 157
 FCCB 157
 FCCE 159
 FCCR 157
 FCCS 158
 FCE 87
 FCLC 160
 FCLCS 160
 FCRC 156
 FCSE 117
 FCW 152
 FCWSF 152
 FCWSS 159
 FF 71
 FG 76
 FGPT 77
 FH 88
 FM 80
 FMB 79
 FMG 80
 FMM 79
 FMPT 81
 FQT 64
 FSR 70
 FTH-1 111
 FTH-10 108
 FTH-11-8 112
 FTH-13 110
 FTH-14 110
 FTH-15 115
 FTH-17-8 112
 FTH-2 111
 FTH-22 111
 FTH-24 113
 FTH-27 108, 178
 FTH-28RS 109
 FTH-29 114
 FTH-3 113

FTH-30 112
 FTH-31 116
 FTH-33 114
 FTH-34 110
 FTH-35 110
 FTH-36 115
 FTH-37 115
 FTH-39 115
 FTH-4 108
 FTH-40 109
 FTH-5 108
 FTH-6 114
 FTH-7 108
 FTH-8 108
 FTH-9 116

H

HEWSE 162
 HFCC 158
 HG 197
 HLCBSE2 18
 HLCC 165
 HMCC 123
 HMSP-TM 22
 HN 60
 HR 165
 HS 24
 HSCBS 5, 65
 HSR 54, 89
 HT 99
 HTE 100
 HTNSP 29
 HTRTC 89
 HTS 27
 HTSN 26
 HUC 149
 HURC 132
 HURCS 122

I

IEC 88
 IEC-TO3 89

K

KCG 196
 KKC 146
 KKD 148
 KKDL 148
 KKF 147
 KKL 145
 KKR 147
 KKK 148
 KL 126
 KLB 150
 KLBS 150
 KLH 124
 KNF 60

New Products are listed in blue

ALPHABETICAL INDEX

KSLBN	9	MDLSPK.	10	NSP	57	PGSA	192
KSLSP	9	MFF	77	NSS	57	PGSB	191
L		MFTH	108	NTS.	24	PGSB-A	192
LB	105	MFTS	24	NWE	59	PGSC	193
LBT	97	MGS	197	O		PGSD	193
LCBG	42	MKKJ	147	OBFC	185	PGSG	198
LCBG-T	42	ML	61	OF	90	PKKL	131
LCBS	2	MLC	124	OFB3P	175	PL	53
LCBS-2	2	MMB	51	OFB-BH	175	POF	72
LCBS-3	2	MNI	31,92	OFBLT	183	PPR-10	48
LCBS-8	2	MNI-HT	31	OFBLT-C1	182	PPR-X	50
LCBSB	11	MOFNSB	142	OFCA	182	PPR-XXXXB	51
LCBSBM	11	MPCG	35	OFCBU	185	PS	12
LCBS-HT	2	MPCGCN	35	OFCBUGB	185	PSB	10
LCBSM	4	MPLE	53	OFCC	176	PSC	13
LCBST	4	MSCBS	23	OFCCG	176	PSM	12
LCBS-TF	20	MSCBSM	23	OFCP	176	PSQT	1
LCBS-TM	22	MSCEHCBS	19	OFD	186	PST	12
LCQT	1	MSNE	32	OFEB	174	PT	100
LEDC	83	MSP	8	OFFG	190	PWS	141
LEDCR	83	MSPE	7	OFFGSP	190	Q	
LEDH	84	MSPM	8	OFFM	173	QFG	197
LEDHPM	83	MSPMST	21	OFHB2	175	QM	65
LEDM	84	MT	94	OFHB3	175	QTPF	61, 178
LEDS1	86	MTG	94	OFM	185	R	
LEDS1E	85	MTH	94	OFNS	177	R (Bearings)	93
LEDS2	86	MTNSP	29	OFNSB	177	R1001	44
LEDS2E	85	MTS	27	OFRB	177	R1002	44
LEDS2M	85	MWCK	146	OFS90-30R	186	R1107	43
LEDS3	86	MWS	139	OFSB	176	R1209	44
LEWSE	163	MWSB	142	OFSH2-24	172	R9XX	25
LF	73	MWSEA	140	OFSH-4	171	RAD	68
LLF	73	MWSEB	142	OFSH-6	169	RAK	152
LMSP	4	MWSELF	141	OFSH-T	169	RBF	54
LNCBS	4	MWSET	140	OFSMB	184	RBS	74
LTG	196	MWSLT	139	OFSP	173	RCBSR	15
LTP	194	MWSLTB	143	OFSSMB	184	RCG	37
LWS	136	MWSSEB	142	OFST	168	RCGH	37
LWS-9	137	MWSSEBE	142	OFSTH	168	RCOFM	78
LWS-A	135	N		OFTGS	184	RCP (fan filter)	76
LWSBH	136	N	118	OFTGSP	184	RCP (card ejector)	45
LWS-SR	138	NB	118, 119	OS	90	RDAFCC	155
M		NE	120	P		RDC	36
MB	52	NGS	198	PAKKL	131	REHCBS	18
MBHWSSE	139	NGSG	198	PCBEHE2	18	RFC	76
MBRP	54	NM	117	PCB-MB	39	RFF	76
MBRR	54	NMS	57	PCC	151	RFG	76
MCCG	199	NNE	60	PCG	38	RFL	49
MCCGF	199	NSE-1207	58	PFC	151	RFRT-D2	67
MCG	199	NSE-1580	58	PFP	52	RFRT-G	67
MCGF	199	NSE-2009	58	PGM	194	RFRT-G-CLIP	68
MDLCBS	3	NSE-2010	59	PGS	198	RFRT-PN	67
MDLSP	10	NSE-34812	59				

New Products are listed in blue

ALPHABETICAL INDEX

RG	200	SKLO	129	TCEHCBS.....	19	WIT-30RCA.....	102
RKW	107	SLCS	127	TCG	36	WIT-30RRA.....	102
RKWB.....	106	SLCSE	128	TCS.....	3, 66	WIT-30XAR.....	103
RKWFA.....	107	SLG	64	TEHCBS.....	17	WIT-40LAR.....	104
RKWR.....	107	SLH.....	200	TFCC	155	WIT-50	95, 96
RLCBSA.....	14	SLP.....	56	TFCCA	158	WIT-50RLA.....	101
RLCBSB.....	14	SLPA.....	55	TFCM	154	WITBH	100
RLCBSK.....	16	SLPB	64	TFR.....	32	WIT-LP	96
RLCBSR.....	15	SLPL.....	64	TL.....	126	WIT-MK.....	98
RLCBSR1.....	15	SMWS	141	TLFB.....	151	WIT-R	97
RLCBSRE.....	15	SMWSLT.....	134	TLH.....	124	WIT-RA/SA.....	101
RLCBSRS.....	13	SN.....	33	TLHE.....	124	WIT-RT	97
RLEHCBS.....	17	SNGS	198	TLHS.....	129	WITA-18	95
RMF	76	SNGSG.....	198	TLJ	130	WITA-40	95, 96
RN	38	SOF	69	TLSE.....	129	WITA-50	95
RNS	105	SP.....	7	TNSP	28	WITA-120.....	95
ROFSP	173	SPGS	198	TNSP-M.....	28	WITA-175.....	95
RRP	44	SPGSG.....	198	TO.....	89	WITA-DH.....	98
RRR	46	SPN	120	TOAH.....	104	WITA-F.....	98
RSC	133	SPNW.....	120	TOBS	106	WS	136
RSDC	37	SQLEDS.....	86	TPCE	183	WS-9	137
RSFS	36	SR.....	47	TR.....	49	WS-A	135
RSSHG.....	39	SR-3230B.....	78	TRCG	35	WSB.....	142
RTSN	27	SRB	201	TRM	49	WSBH.....	136
RWS	132	SRC	132	U		WSLT	134
RWSB.....	143	SRCC	123	UBM.....	19	WSLT-9.....	134
RX.....	166	SRCS	46	UBMC.....	19	WSLTB.....	143
S		SRHR	48	UC	149	WSLTRA.....	133
SB.....	193	SRLCBS.....	3	UMS.....	106, 156	WSLT-T.....	138
SC.....	57	SRP	48	USR	50	WS-SE1.....	136
SCBS	23	SRRCT	104	V		WS-SE2.....	136
SCBSM.....	23	SRS	30	V.....	121	WS-SE3.....	136
SCCA.....	128	SRSCBS.....	23	VCC	122	WS-SE-A.....	137
SCCB.....	128	SRSG	33	VD.....	5, 65	WS-SE-B.....	144
SCD	167	SRV0.....	47	VG.....	75, 195	WS-SR	138
SCH	125	SRWD.....	166	VGS	75, 195	WSTL-SME.....	130
SCHS	125	SRWDN.....	166	VLP.....	82	WTLH	125
SDD	66	SS.....	25	VM	121	WWS.....	135
SEI	1, 56	SSRS	30	VMCG.....	40	WWSB.....	144
SFCBS.....	21	ST.....	100	VMCGE.....	43		
SFCC	155	STCV	160	VMCGLE.....	43		
SFF.....	71	STL.....	127	VMCGN	41		
SHC	125	STL-8	130	W			
SHK	126	SVF.....	69	WCB.....	149		
SHKBS.....	150	SWC.....	144	WCK.....	146		
SHKE	126	T		WHC.....	119		
SHR	164	TB.....	70	WIT-1/2A/3/3A.....	96		
SHR-C.....	163, 178	TC.....	160	WIT-18	95, 96		
SKL.....	129	TCBN	21	WIT-18RA.....	103		
		TCBNS.....	22				
		TCBS	20				

New Products are listed in blue

ALPHABETICAL INDEX

KSLBN	9	MDLSP	10	NSE-34812	59	PGS	198
KSLSP	9	MDLSPK	10	NSP	57	PGSA	192
L		MFF	77	NSS	57	PGSB	191
LB	105	MFTH	108	NTS	24	PGSB-A	192
LBT	97	MFTS	24	NWE	59	PGSC	193
LCBG	42	MGS	197	O		PGSD	193
LCBG-T	42	MKKJ	147	OBFC	185	PGSG	198
LCBS	2	ML	61	OF	90	PKKL	131
LCBS-2	2	MLC	124	OFB3P	175	PL	53
LCBS-3	2	MMB	51	OFB-BH	175	POF	72
LCBS-8	2	MNI	31,92	OFB-LT	183	PPR-10	48
LCBSB	11	MNI-HT	31	OFBLT	182	PPR-X	50
LCBSBM	11	MOFNSB	142	OFBLT-C1	182	PPR-XXXXB	51
LCBS-HT	2	MPCG	35	OFCA	182	PS	12
LCBSM	4	MPCGCN	35	OFCBU	185	PSB	10
LCBST	4	MPLE	53	OFCBUGB	185	PSC	13
LCBS-TF	20	MSCBS	23	OFCC	176	PSM	12
LCBS-TM	22	MSCBSM	23	OFCCG	176	PSQT	1
LCQT	1	MSCEHCBS	19	OFCP	176	PST	12
LEDC	83	MSNE	32	OFD	186	PT	100
LEDCR	83	MSP	8	OFEB	174	PWS	141
LEDH	84	MSPE	7	OFFG	190	Q	
LEDHPM	83	MSPM	8	OFFGSP	190	QFG	197
LEDM	84	MSPMST	21	OFFM	173	QM	65
LEDS1	86	MT	94	OFHB2	175	QTPF	61, 178
LEDS1E	85	MTG	94	OFHB3	175	R	
LEDS2	86	MTH	94	OFM	185	R (Bearings)	93
LEDS2E	85	MTNSP	29	OFNS	177	R1001	44
LEDS2M	85	MTS	27	OFNSB	177	R1002	44
LEDS3	86	MWCK	146	OFRB	177	R1107	43
LEWSE	163	MWS	139	OFS90-30R	186	R1209	44
LF	73	MWSB	142	OFSB	176	R9XX	25
LLF	73	MWSEA	140	OFSH2-24	172	RAD	68
LMSP	4	MWSEB	142	OFSH-4	171	RAK	152
LNCBS	4	MWSELF	141	OFSH-6	169	RBF	54
LTG	196	MWSET	140	OFSH-T	169	RBS	74
LTP	194	MWSLT	139	OFSMB	184	RCBSR	15
LWS	136	MWSLTB	143	OFSP	173	RCG	37
LWS-9	137	MWSSEB	142	OFSSMB	184	RCGH	37
LWS-A	135	MWSSEBE	142	OFST	168	RCOFM	78
LWSBH	136	N		OFSTH	168	RCP (fan filter)	76
LWS-SR	138	N	118	OFTGS	184	RCP (card ejector)	45
M		NB	118, 119	OFTGSP	184	RDAFCC	45
MB	52	NE	120	OS	90	RDC	36
MBHWSSE	139	NGS	198	P		REHCBS	18
MBRP	54	NGSG	198	PAKKL	131	RFC	76
MBRR	54	NM	117	PCBEHE2	18	RFF	76
MCCG	199	NMS	57	PCB-MB	39	RFG	76
MCCGF	199	NNE	60	PCC	151	RFL	49
MCG	199	NSE-1207	58	PCG	38	RFRT-D2	67
MCGF	199	NSE-1580	58	PFC	151	RFRT-G	67
MDLCBS	3	NSE-2009	58	PFP	52	RFRT-G-CLIP	68
		NSE-2010	59	PGM	194		

NEW PRODUCT INDEX

AS.....	68	FTH-40.....	109	RLCBSB.....	14
BAB.....	72	HEWSE.....	162	RLCBSC.....	14
BHF.....	52	HLCC.....	165	SC.....	57
BIB.....	72	HMCC.....	123	SCCA.....	128
BP.....	195	HTSN.....	26	SCCB.....	128
BPE.....	181	LCQT.....	1	SEI.....	1, 56
BPFR.....	46	LEWSE.....	163	SFCBS.....	21
BPM.....	73	LF.....	73	SHR.....	164
CG.....	202, 203	LLF.....	73	SHR-C.....	163, 178
CGLN.....	203	LTP.....	194	SLP.....	56
CMS.....	105	ML.....	61	SRB.....	201
CP.....	181	MLC.....	124	SRC.....	132
CS.....	62	MPCG.....	35	SRCC.....	123
DLQT.....	1	MPCGCN.....	35	SRCS.....	46
DLS.....	63	MT.....	94	SVF.....	69
EXWHC2.....	119	MTG.....	94	TCBNS.....	22
FBR.....	70	MTH.....	94	TFR.....	32
FCCR.....	157	NM.....	117	TLSE1.....	129
FCSE.....	117	OFB.....	175	TR.....	49
FCWSF.....	152	OFNS.....	177	TRM.....	49
FCWSS.....	159	OFRB.....	177	USR-1.....	50
FM.....	80	OFSH2-24.....	172	VGS.....	75, 195
FMPT.....	81	OFSH-T.....	169	VLP.....	82
FQT.....	64	PGM.....	194	WCK.....	146
FSR.....	70	PGSB.....	191	WIT-30RCA.....	102
FTH-27.....	108, 178	PGSB-A.....	192	WIT-30RRA.....	102
FTH-30.....	112	PGSD.....	193	WIT-40LAR.....	104
FTH-31.....	116	PSB.....	10	WITBH.....	100
FTH-33.....	114	PSQT.....	1	WIT-R.....	97
FTH-34.....	110	QFG.....	197	WIT-RA/SA.....	101
FTH-35.....	110	QM.....	65	WIT-RT.....	97
FTH-36.....	115	QTPF.....	61, 178	WS-SE3.....	136
FTH-37.....	115	RBS.....	74	WS-SE-A.....	137
FTH-39.....	115	RFL.....	49		
FTH-3A.....	113	RLCBSA.....	14		

ALPHABETICAL INDEX

RFRT-PN..... 67	SKL..... 129	TCBS..... 20	WIT-18..... 95, 96
RG..... 200	SKLO..... 129	TCEHCBS..... 19	WIT-18RA..... 103
RKW..... 107	SLCS..... 127	TCG..... 36	WIT-30RCA..... 102
RKWB..... 106	SLCSE..... 128	TCS..... 3, 66	WIT-30RRA..... 102
RKWFA..... 107	SLG..... 64	TEHCBS..... 17	WIT-30XAR..... 103
RKWR..... 107	SLH..... 200	TFCC..... 155	WIT-40LAR..... 104
RLCBSA..... 14	SLP..... 56	TFCCA..... 158	WIT-50..... 95, 96
RLCBSB..... 14	SLPA..... 55	TFCM..... 154	WIT-50RLA..... 101
RLCBSK..... 14	SLPB..... 64	TFR..... 32	WITBH..... 100
RLCBSK..... 16	SLPL..... 64	TL..... 126	WIT-LP..... 96
RLCBSPR..... 15	SMWS..... 141	TLFB..... 151	WIT-MK..... 98
RLCBSR..... 15	SMWSLT..... 134	TLH..... 124	WIT-R..... 97
RLCBSR1..... 15	SN..... 33	TLHE..... 124	WIT-RA/SA..... 101
RLCBSRE..... 15	SNGS..... 198	TLHS..... 129	WIT-RT..... 97
RLCBSRS..... 13	SNGSG..... 198	TLJ..... 130	WITA-18..... 95
RLEHCBS..... 17	SOF..... 69	TLSE..... 129	WITA-40..... 95, 96
RMF..... 76	SP..... 7	TNSP..... 28	WITA-50..... 95
RN..... 38	SPGS..... 198	TNSP-M..... 28	WITA-120..... 95
RNS..... 105	SPGSG..... 198	TO..... 89	WITA-175..... 95
ROFSP..... 173	SPN..... 120	TOAH..... 104	WITA-DH..... 98
RRP..... 44	SPNW..... 120	TOBS..... 106	WITA-F..... 98
RRR..... 46	SQLEDS..... 86	TPCE..... 183	WS..... 136
RSC..... 133	SR..... 47	TR..... 49	WS-9..... 137
RSDC..... 37	SR-3230B..... 78	TRCG..... 35	WS-A..... 135
RSFS..... 36	SRB..... 201	TRM..... 49	WSB..... 142
RSSHG..... 39	SRC..... 132		WSBH..... 136
RTSN..... 27	SRCC..... 123	U	WSLT..... 134
RWS..... 132	SRCS..... 46	UBM..... 19	WSLT-9..... 134
RWSB..... 143	SRHR..... 48	UBMC..... 19	WSLTB..... 143
RX..... 166	SRLCBS..... 3	UC..... 149	WSLTRA..... 133
	SRP..... 48	UMS..... 106, 156	WSLT-T..... 138
S	SRRCT..... 104	USR..... 50	WS-SE1..... 136
SB..... 193	SRS..... 30		WS-SE2..... 136
SC..... 57	SRSCBS..... 23	V	WS-SE3..... 136
SCBS..... 23	SRSG..... 33	V..... 121	WS-SE-A..... 137
SCBSM..... 23	SRV0..... 47	VCC..... 122	WS-SE-B..... 144
SCCA..... 128	SRWD..... 166	VD..... 5, 65	WS-SR..... 138
SCCB..... 128	SRWDN..... 166	VG..... 75, 195	WSTL-SME..... 130
SCD..... 167	SS..... 25	VGS..... 75, 195	WTLH..... 125
SCH..... 125	SSRS..... 30	VLP..... 82	WWS..... 135
SCHS..... 125	ST..... 100	VM..... 121	WWSB..... 144
SDD..... 66	STCV..... 160	VMCG..... 40	
SEI..... 1, 56	STL..... 127	VMCGE..... 43	
SFCBS..... 21	STL-8..... 130	VMCGLE..... 43	
SFCC..... 155	SVF..... 69	VMCGN..... 41	
SFF..... 71	SWC..... 144		
SHC..... 125		W	
SHK..... 126	T	WCB..... 149	
SHKBS..... 150	TB..... 70	WCK..... 146	
SHKE..... 126	TC..... 160	WHC..... 119	
SHR..... 164	TCBN..... 21	WIT-1/2A/3/3A..... 96	
SHR-C..... 163, 178	TCBNS..... 22		

New Products are listed in blue

NEW PRODUCT INDEX

AS.....	68	HTSN	26	SVF.....	69
BHF	52	LCQT	1	TCBNS.....	22
BIB	72	LF.....	73	TFR.....	32
BP.....	195	LLF	73	TR.....	49
BPE.....	181	ML	61	TRM	49
BPFR	46	MLC	124	VGS	75, 195
BPM	73	MPCG.....	35	VLP.....	82
CG	202, 203	MPCGCN	35	WCK.....	146
CGLG	203	MT	94	WIT-30RCA.....	102
CMS.....	105	MTG	94	WIT-30RRA.....	102
CP.....	181	MTH	94	WIT-40LAR.....	104
CS.....	62	OFNS	177	WITBH	100
DLQT	1	OFRB	177	WIT-R	97
DLS.....	63	OFSH2-24	172	WIT-RA/SA	101
FBR.....	70	PGM	194	WIT-RT	97
FCCR	157	PGSB	191	WS-SE3	1366
FCSE	117	PGSD	193	WS-SE-A	137
FCWSS.....	159	PPR-10.....	48		
FM	80	PSB	10		
FMPT	81	PSQT	1		
FSR.....	70	QTPF	61, 178		
FTH-27.....	108, 178	RFL.....	49		
FTH-30.....	112	RLCBSA.....	14		
FTH-31.....	116	RLCBSB.....	14		
FTH-33.....	114	RLCBSC.....	14		
FTH-34.....	110	SC.....	57		
FTH-35.....	110	SCCA	128		
FTH-36.....	115	SCCB	128		
FTH-37.....	115	SEI	1, 56		
FTH-39.....	115	SFCBS	21		
FTH-3A.....	113	SHR	164		
FTH-40.....	109	SHR-C	163, 178		
HLCC	165	SRCC	123		
HMCC.....	123	SRCS	46		

NORTH AMERICA

RICHCO, INC.
WORLD HEADQUARTERS
8145 River Drive
Morton Grove, IL 60053
Tel.: (1) 773 539 4060
Fax: (1) 773 539 6770
mrktg@richco-inc.com

RICHCO, INC.
MOLDING OPERATIONS-USA
1000 Northfield Avenue
Harvard, IL 60033
Tel.: (1) 773 539 4060
Fax: (1) 773 539 6770

EUROPE

EUROPEAN HQ
RICHCO INTERNATIONAL CO. LTD.
Richco House
Springhead Enterprise Park
Springhead Road
Gravesend, Kent
England DA11 8HE, UK
Tel.: (44)1474 327527
Fax: (44)1474 327455
sales@richco.co.uk

RICHCO BENELUX B.V.
Beeldschermweg 5-3
3821 AH Amersfoort
The Netherlands
Tel.: (31) 33 455 6262
Fax: (31) 33 455 6261
sales@richco.nl

RICHCO PLASTIC DEUTSCHLAND GmbH
Lauterbachstraße 19,
82538 Geretsried / Gelting
Germany
Tel.: (49) 8171 4328-0
Fax: (49) 8171 4328-19
vertrieb@richco-plastic.de

RICHCO ESPAÑOLA S.L.U.
Roure Gros No 1 - 11
08181 Sentmenat
Barcelona, Spain
Tel.: (34) 902 22 22 50
Fax: (34) 93 715 45 03
mail@richco.es

RICHCO FINLAND
Riihitontuntie 2
FIN-02200 Espoo
Finland
Tel.: (358) 925221500
Fax: (358) 925221540
richco.finland@richco.fi

RICHCO FRANCE
Z.A. La Croix des Hormes
69250 Montanay
France
Tel.: (33) 4 72 08 71 40
Fax: (33) 4 72 08 71 49
richco@richco.fr

RICHCO ITALIA s.r.l.
Via G. Massarenti 1
Loc. I Maggio
40013 Castelmaggiore
Bologna, Italy
Tel.: (39) 051 6325266
Fax: (39) 051 6325279
info@richco.it

RICHCO SCANDINAVIA AB
P.O.Box 29061
S-10052 Stockholm
Sweden
Tel.: (46) 8 459 98 80
Fax: (46) 8 663 46 77
info@richco.se

ASIA

RICHCO INTERNATIONAL TRADING
(SHANGHAI) CO., LTD.
No. 99 Fucheng Rd,
Aurora Plaza, 6/F., Room 07-08
Shanghai Pudong, P.R.C. 200120
Tel.: (86-21) 5835 5065
Fax: (86-21) 5835 9796
sales@richco.com.cn

RICHCO JAPAN INC,
8F, Tobu Tateno Bld.
10-27 Kita-saiwai 2-Chome
Nishi-Ku Yokohama 220-0004
Japan
Tel.: (81) 45 321 2752
Fax: (81) 45 410 0383
sales@richco.co.jp

RICHCO ASIA PTE LTD.
51 Lorong 17 Geylang
#05-02 Superior Industrial Building
Singapore 388571
Tel.: (65) 6841 3266
Fax: (65) 6841 5481
richco@singnet.com.sg

RICHCO S.E.A. (M), SDN BHD
12A, Jalan SS 15/4B
Subang Jaya
47500 Selangor DE
Malaysia
Tel.: (60) 3 56370566
Fax: (60) 3 56370577
richco@po.jaring.my

RICHCO (XIAMEN) PRECISION
FASTENERS CO., LTD.
No. 98 Huizuo Road
Xinyang Industrial Areas, Haicang District
Xiamen, P.R.C. 361022
Tel.: (86-592) 6884500
Fax: (86-592) 6539882

RICHCO ASIA PTE LTD.
98/94 Moo.8, Onnuch-Lardkrabang Rd.
Rachataewa Sub-District, Bangpee District,
Samutprakarn, Thailand 10540
Tel.: (66) 2172 6036
Fax: (66) 2172 6036
thee@richco.co.th
info@richco.co.th