

## D-SUB Series

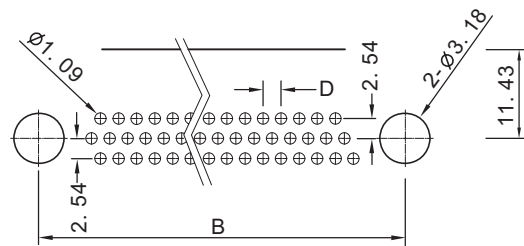
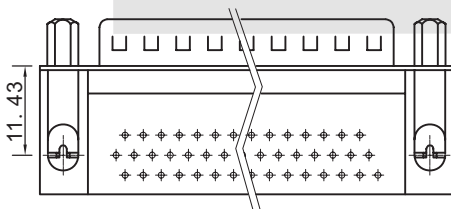
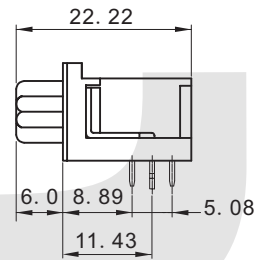
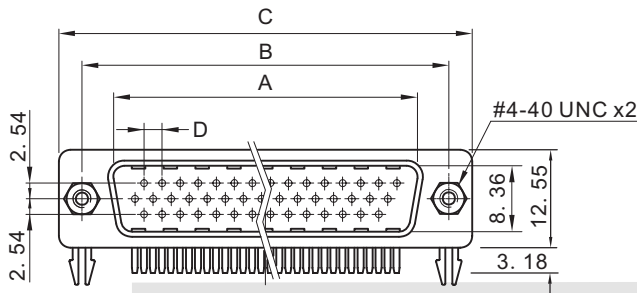
### KLS1-315 D-SUB 3 ROW H.D. RIGHT ANGLE 8.89 TYPE

#### Electrical Specification:

Current Rating: 2 AMP  
 Insulator Resistance: 5000M ohms min. at DC 500V  
 Contact Resistance: 20m ohms max. at DC 100mA  
 Operating Temperature: -55°C~+105°C

#### Material:

Housing: 30% Glass filled PBT UL94V-0  
 Contacts: Phosphor Bronze  
 Shell: Steel, 100u" Tin Over 50u" min Nickel  
 Clinch Nut: Brass, 100u" min Nickel Plated  
 Screwlock: Brass, 100u" min Nickel Plated



PIN NO.	A±0.1	B±0.13	C±0.38	D±0.005
15	16.92	24.99	30.81	2.29
26	25.25	33.32	39.14	2.29
44	38.96	47.04	53.04	2.29
62	55.42	63.50	69.32	2.41

## ORDER INFORMATION

Product NO.: KLS1-315-XX -M -L

Pos. NO. \_\_\_\_\_ L=Blue B=Black  
 001=001 pos.  
 Contact Number of Row \_\_\_\_\_  
 315=HDR Series  
 Number of Contacts \_\_\_\_\_ M=Male F=Female

## D-SUB Series

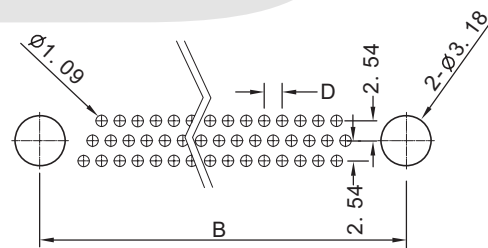
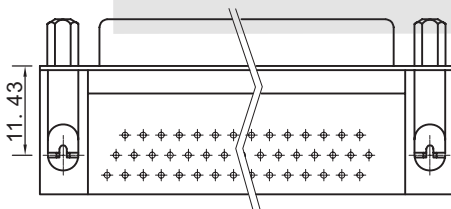
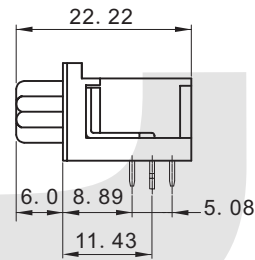
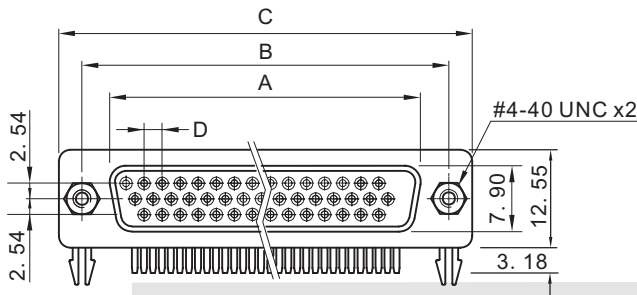
### KLS1-315 D-SUB 3 ROW H.D. RIGHT ANGLE 8.89 TYPE

**Electrical Specification:**

Current Rating: 2 AMP  
 Insulator Resistance: 5000M ohms min. at DC 500V  
 Contact Resistance: 20m ohms max. at DC 100mA  
 Operating Temperature: -55°C~+105°C

**Material:**

Housing: 30% Glass filled PBT UL94V-0  
 Contacts: Phosphor Bronze  
 Shell: Steel, 100u" Tin Over 50u" min Nickel  
 Clinch Nut: Brass, 100u" min Nickel Plated  
 Screwlock: Brass, 100u" min Nickel Plated



P. C. B. LAYOUT

PIN NO.	A±0.1	B±0.13	C±0.38	D±0.1
15	16.33	24.99	30.81	2.29
26	24.66	33.32	39.14	2.29
44	38.38	47.04	53.04	2.29
62	55.84	63.50	69.32	2.41

## ORDER INFORMATION

Product NO.: KLS1-315-XX -F -L

Pos. NO. \_\_\_\_\_ L=Blue B=Black  
 001=001 pos.  
 Contact Number of Row \_\_\_\_\_  
 315=HDR Series  
 Number of Contacts \_\_\_\_\_ M=Male F=Female