


Data sheet

Commercial Art.No.: 56.004.9053.0

Earth terminal 9700 A / 6 SL 2 S35

Earth terminal with screw connection for mounting on TS 35, nominal cross section:
4mm², width: 6mm, color: green/yellow



Commercial Art.No.	56.004.9053.0
EAN	4015573210431
Order Unit	100

Certificates / Approvals



Technical data

General

Nominal cross section	4 mm ²
Color	Green/yellow
Number of levels	1
Number of clamp positions per level	2
Width/grid dimension	6 mm
Insulating housing	PA66
Inflammability class of insulation material acc. with UL94	V2
Mounting method	DIN rail (top hat rail) 35/7.5 mm
Terminal blocks for electrical installations	yes

Technical data

Rated impulse voltage	8 kV
Pollution degree	3
Closing plate required	yes
Type of insulation material	Thermoplastic
Length	48.5 mm

Connection Data

Connection type 1	screw connection
Connection type 2	screw connection
Minimum cross section solid	0.5 mm ²
Maximum cross section solid	6 mm ²
Minimum cross section fine stranded	0.5 mm ²
Maximum cross section fine stranded	4 mm ²

Wire strip length	9 mm
Torque conductor mounting	0.5 Nm
Torque rail mounting	0,5

Technical Data UL/CSA

Cross section UL	18-10 AWG
Voltage UL	600 V
Cross section CSA	22-10 AWG
Voltage CSA	600 V

Classification

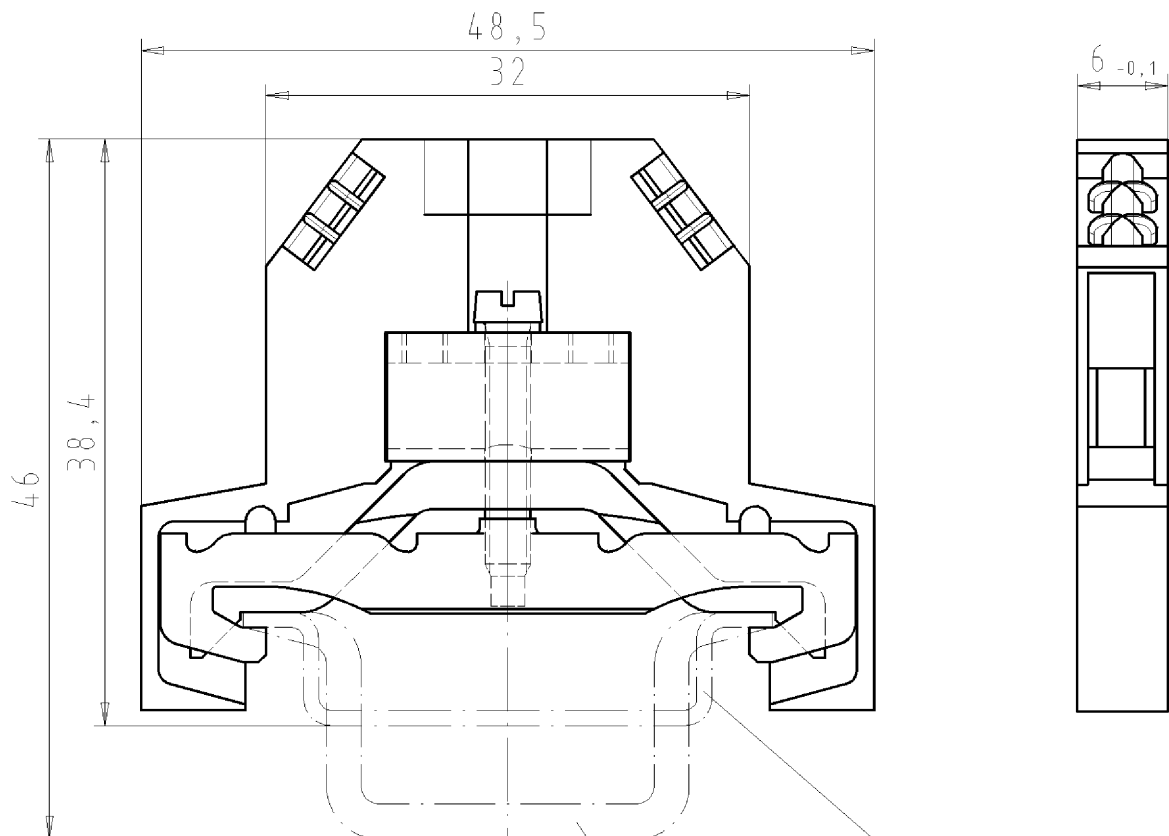
ECLASS 11	
ECLASS 8.1	27141141
ETIM 7.0	EC000901
ETIM 6.0	EC000901
ETIM 5.0	EC000901
ETIM 4.0	EC000901
ETIM 3.0	EC000901

Product compliance

ROHS conformity status	Compliant/Exempted
ROHS exceptions	III-6(c)
REACH-SVHC conformity status	Duty-To-Declare
REACH-SVHC substances	Lead
REACH-SVHC CAS numbers	7439-92-1

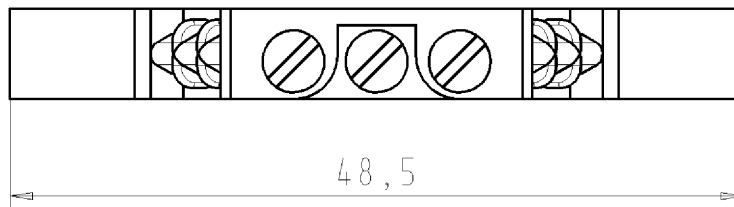
Accessories

Commercial Art.No.:	Article-type description:	Description:
98.300.0000.0	Mounting rail TS 35x7,5 UNPERF - l:2000mm	Mounting rail TS 35, unslotted, size 7,5 mm, length 2 m, material steel. galv. zinc-plated and dichromated
98.300.1000.0	Mounting rail TS 35x7,5 PERF 15mm - l:2000mm	Mounting rail TS 35, slotted, size 7,5 mm, length 2 m, material steel. galv. zinc-plated and dichromated
98.300.1900.0	Mounting rail TS 35x7,5 PERF 25mm - l:2000mm	Mounting rail TS 35, slotted, size 7,5 mm, length 2 m, material steel. galv. zinc-plated and dichromated
98.360.0000.0	Mounting rail TS 35x15-2,3 UNPERF - l:2000mm	Mounting rail TS 35, unslotted, size 15 mm, length 2 m, material steel. galv. zinc-plated and dichromated
98.360.0004.0	Mounting rail TS 35x15-2,3 UNPERF FZN - l:2000mm	Mounting rail TS 35, unslotted, size 15 mm, length 2 m, material steel, hot galvanized
98.370.0000.0	Mounting rail TS 35x15 UNPERF - l:2000mm	Mounting rail TS 35, unslotted, size 15 mm, length 2 m, material steel. galv. zinc-plated and dichromated
98.370.1000.0	Mounting rail TS 35x15 PERF 15mm - l:2000mm	Mounting rail TS 35, slotted, size 15 mm, length 2 m, material steel. galv. zinc-plated and dichromated
98.380.0000.0	Mounting rail TS 35x15-2,3 UNPERF CU - l:2000mm	Mounting rail TS 35, unslotted, size 15 mm, length 2 m, material E copper
07.312.0053.0	End plate 9701 / 6 SL	End plate for DIN rail terminal blocks type 9700 A / 6 SL..., color: grey
98.300.1800.0	Mounting rail TS 35x7,5 PERF 18mm - l:2000mm	Mounting rail TS 35, slotted, size 7,5 mm, length 2 m, material steel. galv. zinc-plated and dichromated



Hutschiene EN 60715-35x7,5
 mounting rail EN 60715-35x7,5

Hutschiene EN 60715-35x15
 mounting rail EN 60715-35x15



Weitere Daten siehe Katalog
 further data see catalog

Tolerierung nach DIN 7167/Tolerance system acc. to DIN 7167.
 (This DIN-standard describes the envelope principle. According to the envelope principle the deviations of form and parallelism are limited by the size tolerances).

ja/yes Stoffverbots- und Deklarationsliste nach UU-TQM-05/03 ist einzuhalten.
 Conformity with Wieland document UU-TQM-05/03 (list of prohibited / declarable hazardous substances) to be declared!

Freitoleranz nach General tolerance CAD - Zeichnung, keine manuellen Änderungen CAD - drawing, no manual modifications allowed 1.Verwendung: First Use: Blatt: 1 von 1 Sheet: 1 of 1

		Werkstoff/Material		2008	Tag/Date	Name	Zeichnung Nr./Drawing No.		Index
				gezeichnet drawn	29.05.	Schmitt J.	56.004.9053.0 01K		
		Maßstab/Scale		geprüft checked	-	-			
		%		Normgepr. Stand. check	-	-	Maße in mm/Dimensions are in mm		
		Vol. mm³		Of1./Surf. mm²		Ersatz für/Replacement for: -			
		wieland		Type		Benennung/Tittle			
				9700A/6		SCHUTZLEITERKLEMME			
		Elektrische Verbindungen		SL2 S35		ground terminal			
Index	Datum / Blatt Date / Sheet								
Änderung/Revision									

Weitergabe sowie Vervielfältigung dieses Dokuments, Verwertung und Mitteilung seines Inhalts sind verboten, soweit nicht ausdrücklich gestattet. Die Reproduktion, Distribution und Utilization of this document as well as the communication of its contents to others without express authorization is prohibited.

560049053001K_4 CADW1042 Schmitt 2008-06-04T12:29:48 1.000