



**ATTENTION**  
OBSERVE PRECAUTIONS  
FOR HANDLING  
ELECTROSTATIC  
DISCHARGE  
SENSITIVE  
DEVICES

KPK-3216PWC

WHITE

### Features

- 3.2mmX1.6mm SMT LED, 1.1mm THICKNESS.
- LOW POWER CONSUMPTION.
- WIDE VIEWING ANGLE.
- IDEAL FOR BACKLIGHT AND INDICATOR.
- VARIOUS COLORS AND LENS TYPES AVAILABLE.
- PACKAGE :2000PCS / REEL.

### Description

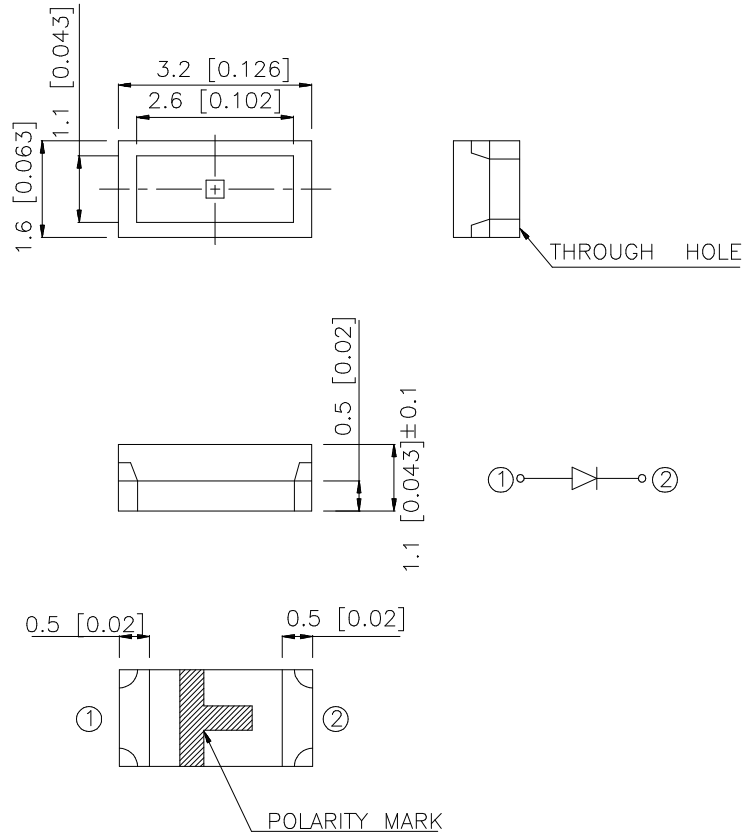
The source color devices are made with InGaN on SiC Light Emitting Diode.

Static electricity and surge damage the LEDs.

It is recommended to use a wrist band or anti-electrostatic glove when handling the LEDs.

All devices, equipment and machinery must be electrically grounded.

### Package Dimensions



#### Notes:

1. All dimensions are in millimeters (inches).
2. Tolerance is  $\pm 0.2$  (0.0079") unless otherwise noted.
3. Specifications are subject to change without notice.

## Selection Guide

Part No.	Dice	Lens Type	Iv (mcd) @ 20mA		Viewing Angle
			Min.	Typ.	2θ1/2
KPK-3216PWC	WHITE (InGaN)	WATER CLEAR	110	280	90°

Note:

1. θ1/2 is the angle from optical centerline where the luminous intensity is 1/2 the optical centerline value.

## Electrical / Optical Characteristics at T<sub>A</sub>=25°C

Symbol	Parameter	Device	Typ.	Max.	Units	Test Conditions
V <sub>F</sub>	Forward Voltage	White	3.65	4.2	V	I <sub>F</sub> =20mA
I <sub>R</sub>	Reverse Current	White		10	μA	V <sub>R</sub> = 5V
X	Chromaticity Coordinates	White	0.33			
Y			0.34			
C	capacitance	White	65		pF	V <sub>F</sub> =0V, f=1MHz

## Absolute Maximum Ratings at T<sub>A</sub>=25°C

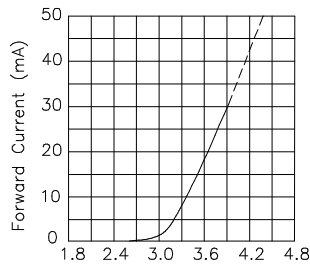
Parameter	White	Units
Power dissipation	102	mW
DC Forward Current	30	mA
Peak Forward Current [1]	160	mA
Reverse Voltage	5	V
Operating / Storage Temperature	-40 °C To + 85 °C	

Note:

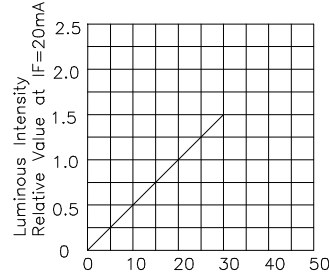
1. 1/10 Duty Cycle, 0.1ms Pulse Width.

White

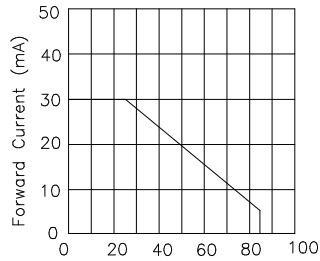
## KPK-3216PWC



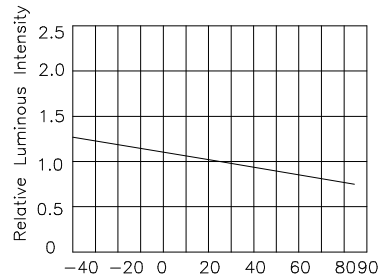
Forward Voltage(V)  
FORWARD CURRENT Vs.  
FORWARD VOLTAGE



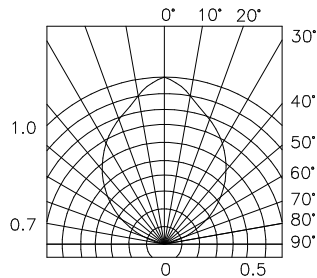
If-Forward Current (mA)  
LUMINOUS INTENSITY Vs.  
FORWARD CURRENT



Ambient Temperature Ta (°C)  
FORWARD CURRENT  
DERATING CURVE



Ambient Temperature Ta (°C)  
LUMINOUS INTENSITY Vs.  
AMBIENT TEMPERATURE

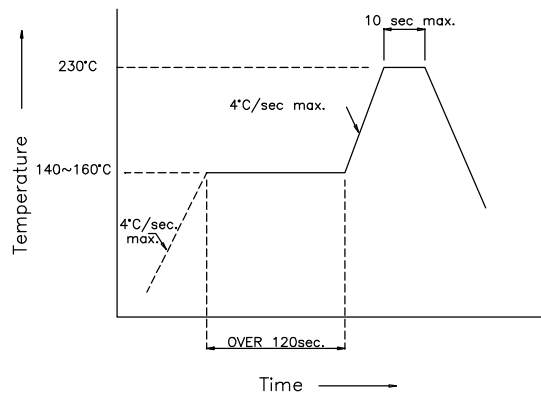


SPATIAL DISTRIBUTION

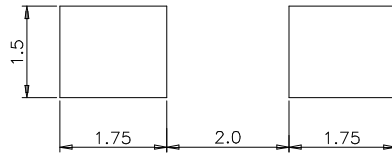
### KPK-3216PWC

#### SMT Reflow Soldering Instructions

Number of reflow process shall be less than 2 times and cooling process to normal temperature is required between first and second soldering process.



## Recommended Soldering Pattern (Units : mm)



## Tape Specifications (Units : mm)

