

Data sheet

Commercial Art.No.: 72.300.1653.9

Female insert EX BUS 16 2,5 09IA



Commercial Art.No.	72.300.1653.9
EAN	4015573227088
Order Unit	10

Certificates / Approvals



Technical data

General

Explosion-tested version	yes
Model	Female insert
Color	Blue
Mating cycles	200
Pollution degree	3
Operating temperature range min.	-20 °C
Operating temperature range max.	60 °C

Connection Data

Connection type	screw connection
Number of poles	16

Technical Data UL/CSA

Min. conductor cross section flexible wire	0.5 mm ²
Max. conductor cross section flexible wire	2.5 mm ²

Contacts

Contact material	Copper alloy
Surface	Tin-plated
Contact resistance	≤ 1.5 mOhm
Wire strip length	7 mm

Technical Data DIN EN 61984

Nominal voltage	90 V
-----------------	------

Note

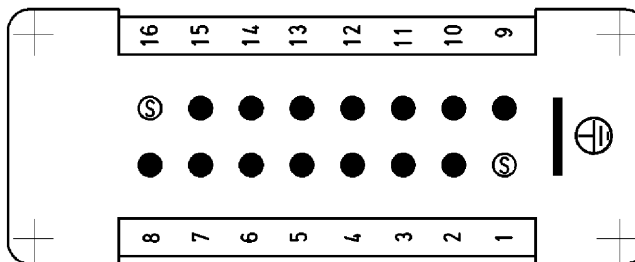
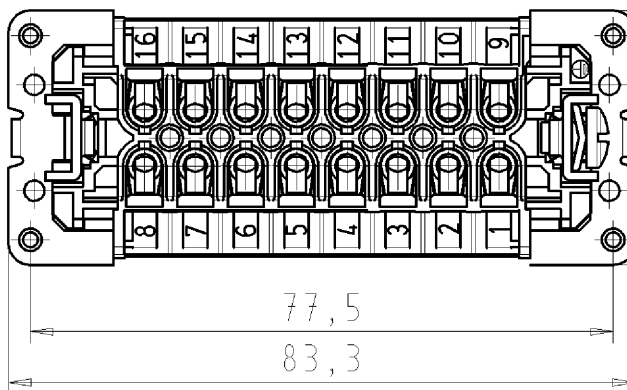

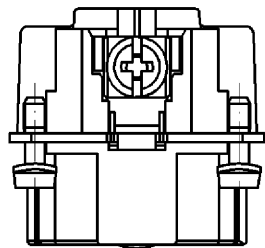
Note	Max. Input current 16A by permitted wire cross section 1.5 till 2.5mm ² ; Max. Input current 10A by permitted wire cross section 1.0 mm ² ; Max. Input current 6 A by permitted wire cross section 0.75 mm ² ; Max. Input current 3 A by permitted wire cross section 0.5 mm ²
------	---

Classification

ECLASS 11	
ECLASS 8.1	27440205
ETIM 7.0	EC000438
ETIM 6.0	EC000438
ETIM 5.0	EC000438
ETIM 4.0	EC000438

Product compliance

ROHS conformity status	Compliant/Exempted
ROHS exceptions	III-6(c)
REACH-SVHC conformity status	Duty-To-Declare
REACH-SVHC substances	Lead
REACH-SVHC CAS numbers	7439-92-1



⊕ = Schaltkontakte
switching contacts

These dimensions will be especially checked at delivery
Only inspection dimensions
With /E marked dimensions are only valid for internal use

Diese Maße werden bei Abnahme besonders geprüft
Ausschließlich Prüfmaße
Mit /E gekennzeichnete Maße sind nur für interne Zwecke gültig

Weitergabe sowie Vervielfältigung dieses Dokuments, Verwertung und Mitteilung seines Inhalts sind verboten, soweit nicht ausdrücklich gestattet. Die Reproduktion, Distribution und Utilization of this document as well as the communication of its contents to others without express authorization is prohibited.

Weitere Daten siehe Katalog
further data see catalog

Tolerierung nach DIN 7167/Tolerance system acc. to DIN 7167.
(This DIN-standard describes the envelope principle. According to the envelope principle the deviations of form and parallelism are limited by the size tolerances).

ja/yes Stoffverbots- und Deklarationsliste nach UU-TQM-05/03 ist einzuhalten.
Conformity with Wieland document UU-TQM-05/03 (list of prohibited / declarable hazardous substances) to be declared!

Freitoleranz nach
General tolerance

CAD - Zeichnung, keine manuellen Änderungen
CAD - drawing, no manual modifications allowed

1.Verwendung: -
First Use:

Blatt: 1 von 1
Sheet: of 1

		Werkstoff/Material		2008	Tag/Date	Name	Zeichnung Nr./Drawing No.		Index
				gezeichnet drawn	13.03.	Treschan	72.300.1653.9 01K		
				geprüft checked	-	-			
		Farbe:blau /colour blue		Normgepr. Stand, check	-	-	Maße in mm/Dimensions are in mm		
		Vol. mm ³ Ofl./Surf. mm ²		Ersatz für/Replacement for: -					
		 wieland Elektrische Verbindungen		Type		Benennung/Title			
				EX BUS		BUCHSENE INSATZ FEMALE INSERT 16polig/16poles			
Index	Datum / Blatt Date / Sheet								
Änderung/Revision									

723001653901K_4_CADW104Z_Schmitt 2008-09-25T12:45:13 1.000