

Data sheet

Commercial Art.No.: 9L.071.6253.6

Device connector RST20i7S 11 M01V TB04

RST20i7 device connector M25, with longitudinal sealing, 7 pole, female, screw connection, modular, application 250/400V with PE, 20A, coding color turquoise blue, color of housing black



Commercial Art.No.	9L.071.6253.6
EAN	4049088488122
Order Unit	1

Certificates / Approvals



Technical data

General

Rated current	20 A
Rated voltage	250 V / 400 V
Pollution degree	3
Rated impulse voltage	4 kV
Lockable	self-locking (unlocking by tool)
Color of coding/ contact carrier	turquoise blue
Marking of poles	L, N, PE, 1, 2, 3, 4
Color of separate adapter (if present)	black

Connection Data

Connection cross section solid mm ² max.	2.5 mm ²
Connection cross section solid mm ² min.	0.2 mm ²
Connection cross section fine stranded mm ² max.	2.5 mm ²
Connection cross section fine stranded mm ² min.	0.2 mm ²
Terminations per pole	1
Wire strip length	8 mm
Connection cross section stranded AWG min.	20 AWG
Connection cross section stranded AWG max.	14 AWG

Model

Model	female
Connection type	screw connection
Connecting thread metric	M25
Angle of plug	straight

Degree of protection (IP)	IP66/68 (3m;2h) /IP69
Longitudinal sealed	yes
Thickness of housings (electrical device) 2	0.5 mm
Thickness of housings (electrical device)	8 mm

Material

Housing material	Polyamide
halogen free	yes
Contact material	CuZn
Fire load	0.254 kWh
Insulation components continuous temperature	100 °C
Surface finish	Silver-plated
UL classification housing	UL-V2

Dimensions

Length	73 mm
Width	34.6 mm
Height	34.6 mm

Note

Note	3 poles max. 20A, 4 poles max. 5A; Wires with 2,5 mm ² only without ferrules; Positioning realised with flattened thread; Use only one connector with contact sealing - either male or female connector.
------	---

Classification

ECLASS 11	
ECLASS 8.1	27440602
ETIM 7.0	EC002566
ETIM 6.0	EC002566
ETIM 5.0	EC002566
ETIM 4.0	EC002566

Product compliance

ROHS conformity status	Compliant/Exempted
ROHS exceptions	III-6(c)
REACH-SVHC conformity status	Duty-To-Declare
REACH-SVHC substances	Lead
REACH-SVHC CAS numbers	7439-92-1

Accessories

Commercial Art.No.:	Article-type description:	Description:
06.562.8753.0	Opener RST20i7 BG	Manual disconnect for later installation of RST connectors, color black
99.589.0000.7	Cover for female connector SW	RST20i7/6 cover piece, for covering unused female connectors, with fastening belt, color black
Z5.569.5253.1	Cover for female connector SW	RST20i7/6 cover piece, for covering unused female connectors, color black

Fits with

Commercial Art.No.:	Article-type description:	Description:
--------------------------------	----------------------------------	---------------------

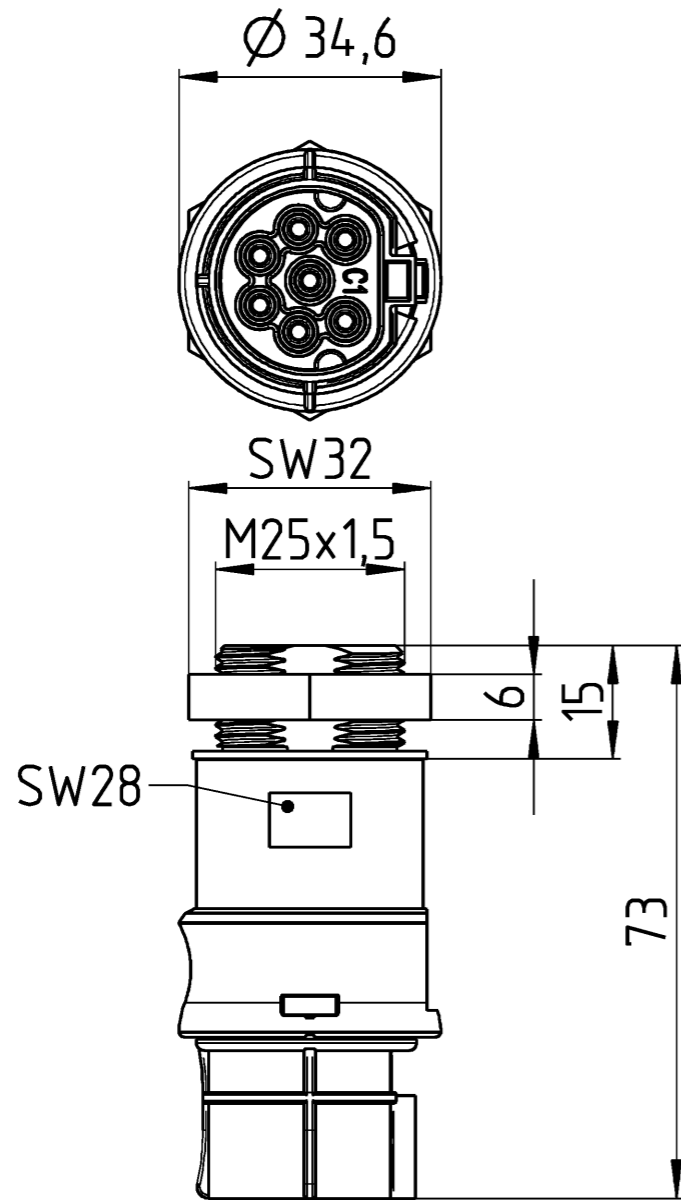
96.072.4053.6	Connector RST20I7S S1 ZR1 TB04	RST20i7 connector, 7 pole, male, screw connection, application 250/400V with PE, 20A, for cable diameters 6-10mm, coding color turquoise blue, color of housing black
96.072.4553.6	Connector RST20I7S S1 ZR3 TB04	RST20i7 connector, 7 pole, male, screw connection, application 250/400V with PE, 20A, for cable diameters 14-18mm, coding color turquoise blue, color of housing black
96.072.4153.6	Connector RST20I7S S1 ZR2 TB04	RST20i7 connector, 7 pole, male, screw connection, application 250/400V with PE, 20A, for cable diameters 10-14mm, coding color turquoise blue, color of housing black
96.074.4153.6	Connector RST20I7S S1 YR2 TB04	RST20i7 connector (90° angled), 7 pole, male, screw connection, application 250/400V with PE, 20A, for cable diameters 10-14mm, coding color turquoise blue, color of housing black
96.074.4053.6	Connector RST20I7S S1 YR1 TB04	RST20i7 connector (90° angled), 7 pole, male, screw connection, application 250/400V with PE, 20A, for cable diameters 6-10mm, coding color turquoise blue, color of housing black

A Weitergabe sowie Vervielfältigung dieses Dokuments, Verwertung und Mitteilung seines Inhalts sind verboten, soweit nicht ausdrücklich gestattet. The reproduction, distribution and utilization of this document as well as the communication of its contents to others without express authorization is prohibited.

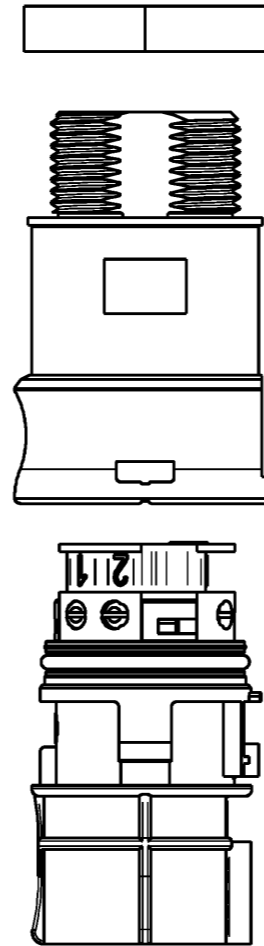
B These dimensions will be especially checked at delivery
 Only inspection dimensions
 With /E marked dimensions are only valid for internal use

D Diese Maße werden bei Abnahme besonders geprüft
 Ausschließlich Prüfmaße
 Mit /E gekennzeichnete Maße sind nur für interne Zwecke gültig

F

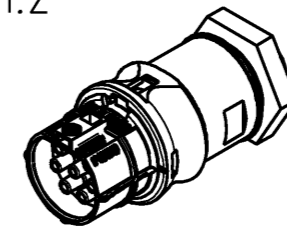


Auslieferungszustand / delivery status



Teile-Nr./ Part no.	Typ/ Type	Kodierung/ coding
96.071.6253.0	RST20I7S B1 M01V GL	
96.071.6253.1	RST20I7S B1 M01V SW	
9L.071.6253.0	RST20I7S 11 M01V GL	
9L.071.6253.1	RST20I7S 11 M01V SW	
96.071.6253.9	RST20I7S B1 M01V BL07	
9L.071.6253.9	RST20I7S 11 M01V BL07	
96.061.6253.6	RST20I6S B1 M01V TB04	
9L.061.6253.6	RST20I6S 11 M01V TB04	
96.071.6253.6	RST20I7S B1 M01V TB04	
9L.071.6253.6	RST20I7S 11 M01V TB04	

1:2



• = Pol verschlossen / pole closed

Tolerierung Size ISO 14405 (E) / Tolerance system Size ISO 14405 (E). (This ISO-standard describes the envelope principle. According to the envelope principle the deviations of form and parallelism are limited by the size tolerances).		ja/yes <input checked="" type="checkbox"/> Stoffverbots- und Deklarationsliste nach WN 5020.010 ist einzuhalten. Conformity with Wieland document WN 5020.010 e (list of prohibited / declarable hazardous substances) to be declared!	
Freitoleranz nach General tolerance		CAD - Zeichnung, keine manuellen Änderungen CAD - drawing, no manual modifications allowed	1 Verwendung: First Use:
Blatt: 1 von 1 Sheet: 1 of 1		Zeichnung Nr. / Drawing No.	
Werkstoff / Material		Tag/Date	Name
Maßstab / Scale		gezeichnet drawn	Hollet
1:1		geprüft checked	
Vol. mm ³ Dfl./Srf. mm ²		Normgepr. Stand. check	
Ersatz für / Replacement for:		Maße in mm / Dimensions are in mm	
a 14.05.2018 / Index Datum / Blatt Date / Sheet		Type Benennung/Title	
www.wieland-electric.com		RST20I BU_SCHRAUB	
Änderung / Revision		ohne Drahtschutz female, screw connection without wire protection	